



lumini Solucoes em Iluminacao LTDA
www.lumini.com.br
Email:laboratorio@lumini.com.br
Tel:+55 11 3437-5555 Fax:+55 11 3437-5555
Address:Rua Ferreira Viana, 716 - Socorro - São Paulo/SP

lumini

LumCAT:

Luminaire: concentra flex 17 c serie 3 fa

LampCAT: modulo led 6W 30K irc 90

Ballast type: led driver 700mA

Report No:

Voltage(V): 221.0000

Test No:

Current(A): 0.0360

Number of Lamps: 1

Power (W): 7.3700

Lamp flux(lm): 715.0

PF: 0.9700

Length(mm): 150

Width(mm): 17

Phm Type: C

Height(mm): 0

Photometric Results

Lumens(lm): 477.19, Efficiency(%): 66.74% , Luminous Efficacy(lm/W): 64.75

Central intensity(cd): 799.705, Maximum intensity(cd): 799.705

Angle of maximum intensity: $C=0.0$ $\gamma=0.0$

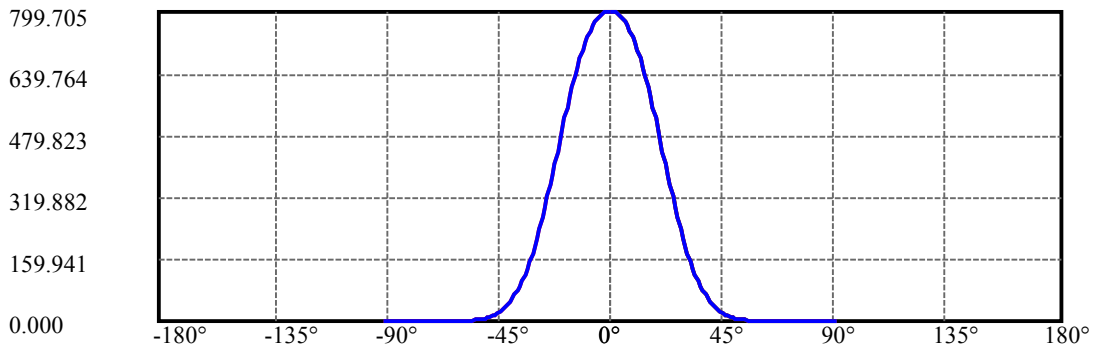
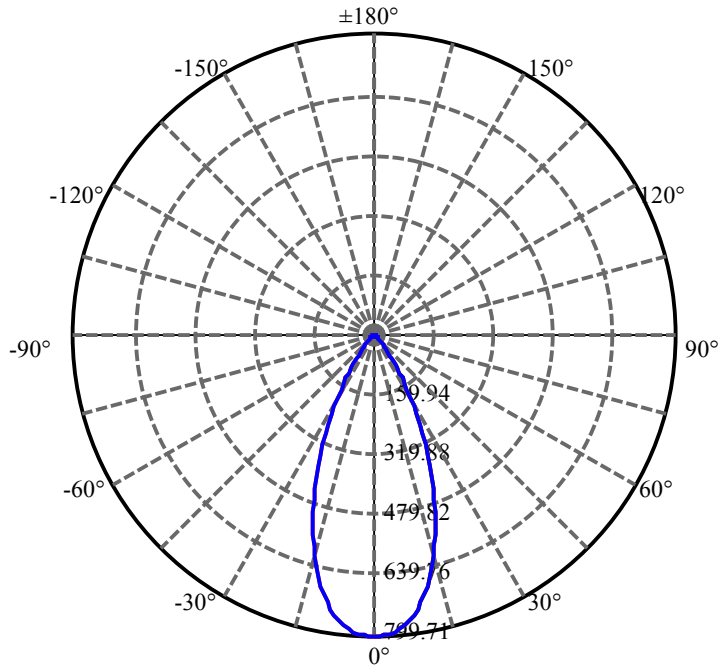
Beam angle of C0 plane : 44.56

Aveage BeamAngle(IEC 61341):44.56

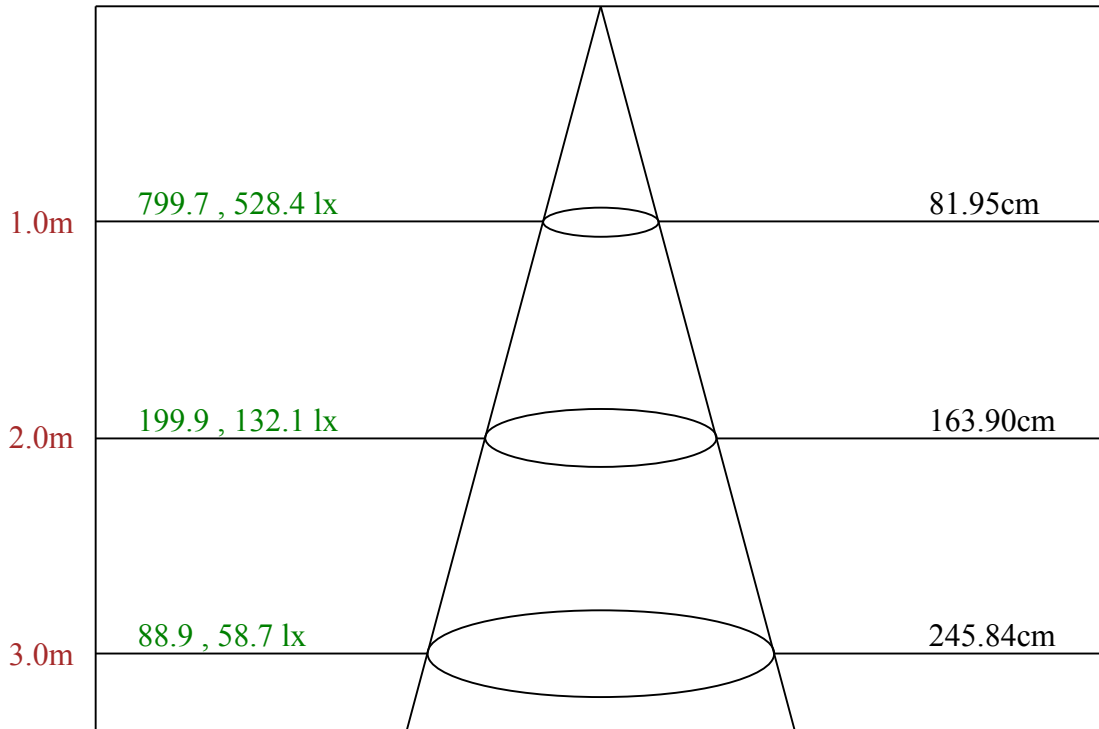
Equipment: equipamento lumini
Temperature(°C): 25.5

Date: 8/7/2024
Humidity(%): 55.0%

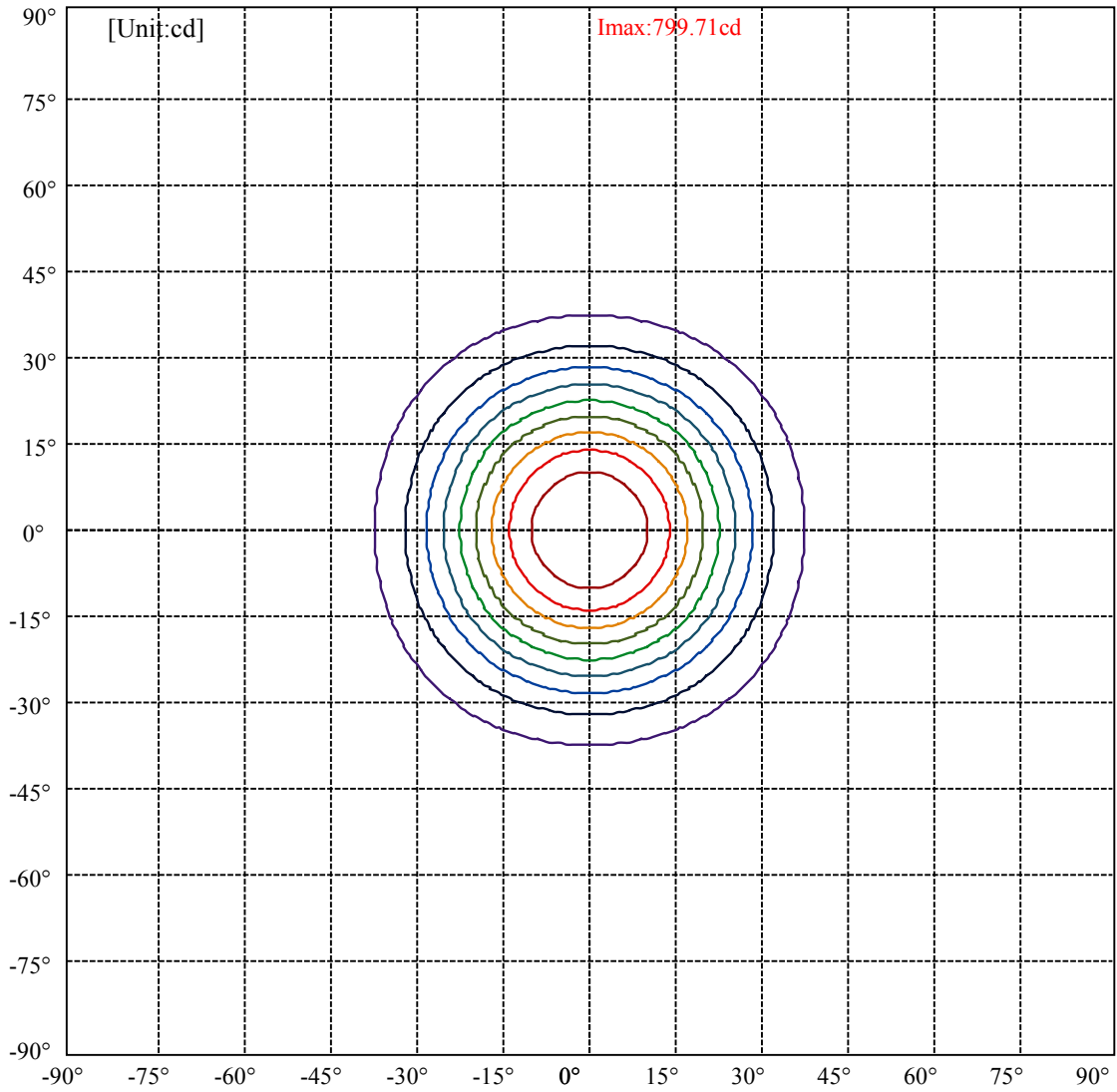
Operator: 01
Distance(m): 6.90



C0(Max): —
C0/C180: —
C90/C270: —



Max , Ave Beam angle of C0 plane 44.56



(10%Imax) 79.9705	—
(20%Imax) 159.941	—
(30%Imax) 239.912	—
(40%Imax) 319.882	—
(50%Imax) 399.853	—
(60%Imax) 479.823	—
(70%Imax) 559.794	—
(80%Imax) 639.764	—
(90%Imax) 719.735	—

lumini

Luminance Limiting Curve(no luminous side)

Luminance Table

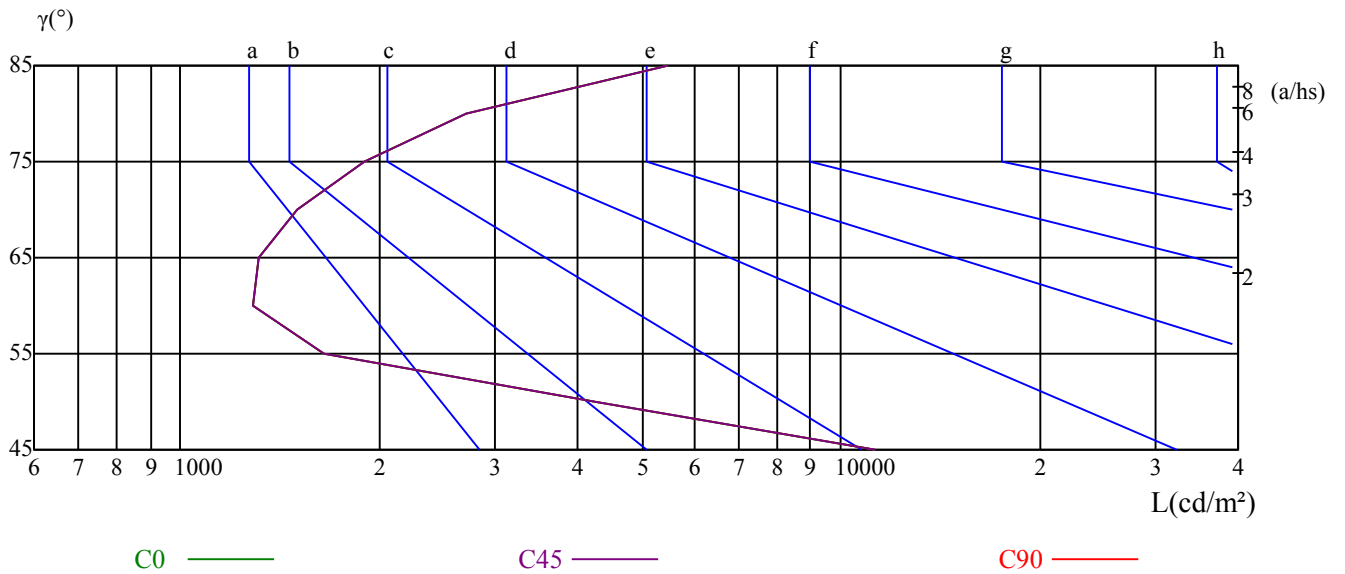
γ	45	50	55	60	65	70	75	80	85
C0	11268	4255	1652	1288	1314	1501	1894	2715	5463
C45	11268	4255	1652	1288	1314	1501	1894	2715	5463
C90	11268	4255	1652	1288	1314	1501	1894	2715	5463

L(Hor)(65)	L(Ver)(65)	L45(65)	L(Hor)(75)	L(Ver)(75)	L45(75)	L(Hor)(85)	L(Ver)(85)	L45(85)
1314	1314	1314	1894	1894	1894	5463	5463	5463

Glare Table

Glare	Quality	Service Values Illuminance(lx)							
1.15	A	2000	1000	500	<=300				
1.5	B		2000	1000	500	<=300			
1.85	C			2000	1000	500	<=300		
2.2	D				2000	1000	500	<=300	
2.55	E					2000	1000	500	<=300
		a	b	c	d	e	f	g	h

Luminance Limiting Curve



Illumination assessment according UGR											
Rf of Ceiling	70	70	50	50	30	70	70	50	50	30	
Rf of Wall	50	30	50	30	30	50	30	50	30	30	
Rf of Floor	20	20	20	20	20	20	20	20	20	20	
Room dimensions		Viewed crosswise					Viewed endwise				
X	Y										
2H	2H	15.93	16.88	16.29	17.19	17.50	16.54	17.49	16.90	17.80	18.11
	3H	15.76	16.60	16.14	16.93	17.28	16.37	17.21	16.75	17.55	17.89
	4H	15.69	16.47	16.09	16.82	17.19	16.30	17.08	16.70	17.43	17.80
	6H	15.67	16.38	16.09	16.76	17.16	16.29	17.00	16.71	17.38	17.78
	8H	15.67	16.35	16.09	16.73	17.14	16.29	16.96	16.71	17.35	17.76
	12H	15.70	16.34	16.13	16.74	17.16	16.33	16.97	16.76	17.37	17.79
4H	2H	15.63	16.40	16.03	16.76	17.13	16.23	17.01	16.63	17.36	17.73
	3H	15.44	16.09	15.86	16.48	16.90	16.04	16.69	16.47	17.09	17.51
	4H	15.43	15.99	15.87	16.41	16.86	16.03	16.60	16.47	17.02	17.47
	6H	15.42	15.92	15.90	16.37	16.82	16.03	16.53	16.51	16.98	17.44
	8H	15.49	15.95	15.98	16.41	16.89	16.10	16.56	16.59	17.02	17.49
	12H	15.64	16.06	16.13	16.51	17.04	16.26	16.68	16.75	17.14	17.66
8H	4H	15.28	15.73	15.76	16.19	16.67	15.87	16.33	16.36	16.79	17.27
	6H	15.34	15.71	15.84	16.19	16.70	15.93	16.31	16.44	16.79	17.30
	8H	15.54	15.85	16.07	16.37	16.87	16.12	16.44	16.66	16.96	17.46
	12H	15.81	16.05	16.36	16.57	17.10	16.41	16.65	16.96	17.17	17.70
12H	4H	15.24	15.66	15.73	16.12	16.64	15.84	16.26	16.33	16.71	17.23
	6H	15.38	15.69	15.91	16.21	16.71	15.96	16.28	16.50	16.80	17.30
	8H	15.59	15.83	16.13	16.34	16.87	16.16	16.40	16.70	16.92	17.44
Variation with the observer position at spacings:											
S = 1.0H	5.0/-9.9					5.0/-9.9					
S = 1.5H	7.5/-8.1					7.5/-8.1					
S = 2.0H	9.3/-6.8					9.3/-6.8					
Standard tables:	BK1					BK1					
Uncorrected UGR	-2.2					-2.2					

依据CIE Publ. 117 计算 UGR, S/H = 0.25