



lumini Solucoes em Iluminacao LTDA
www.lumini.com.br
Email:laboratorio@lumini.com.br
Tel:+55 11 3437-5555 Fax:+55 11 3437-5555
Address:Rua Ferreira Viana, 716 - Socorro - São Paulo/SP

lumini

LumCAT:

Luminaire: concentra flex 17 c serie 3 fm

LampCAT: modulo led 12W 30K irc 90

Ballast type: led driver 700mA

Report No:

Voltage(V): 220.0000

Test No:

Current(A): 0.0640

Number of Lamps: 1

Power (W): 13.9900

Lamp flux(lm): 1290.0

PF: 0.9700

Length(mm): 150

Width(mm): 17

Phm Type: C

Height(mm): 0

Photometric Results

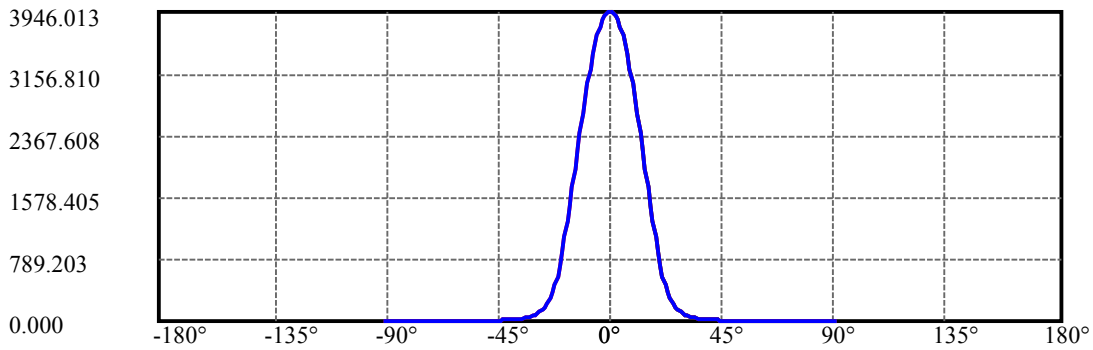
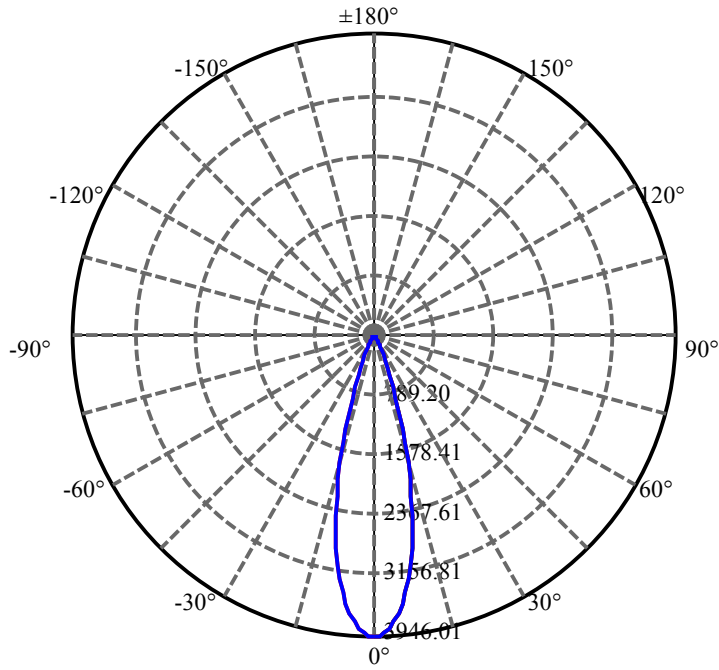
Lumens(lm): 950.81, Efficiency(%): 73.71% , Luminous Efficacy(lm/W): 67.96

Central intensity(cd): 3946.013, Maximum intensity(cd): 3946.013

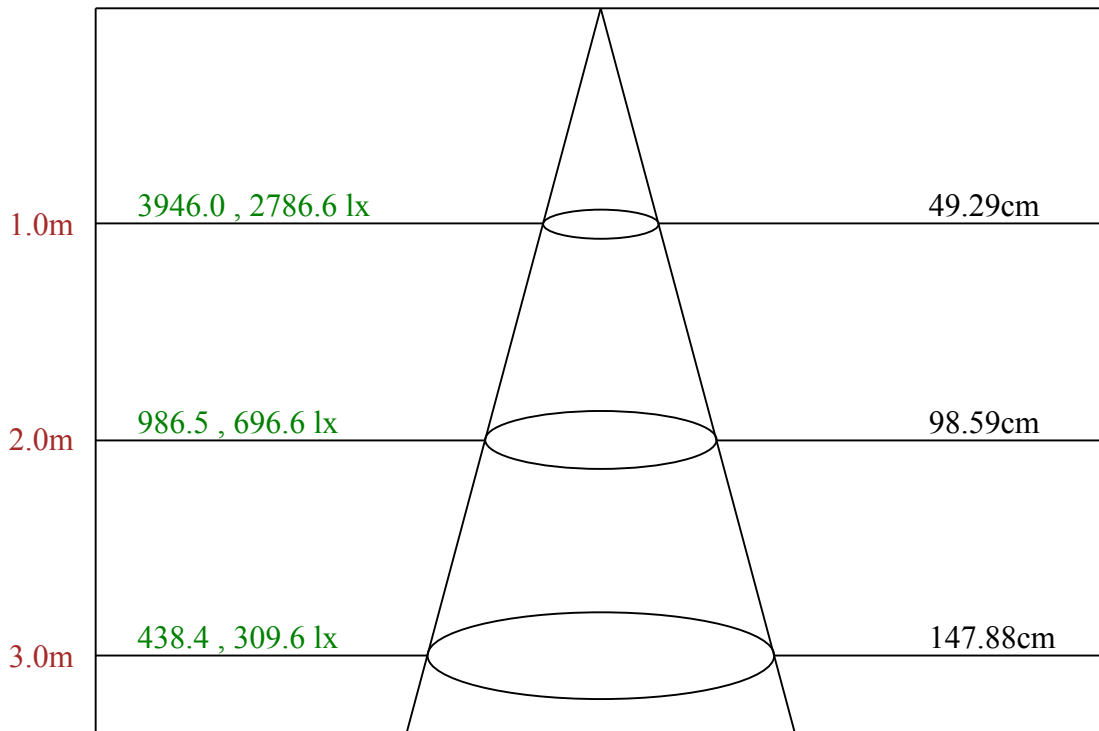
Angle of maximum intensity: C=0.0 γ =0.0

Beam angle of C0 plane : 27.69

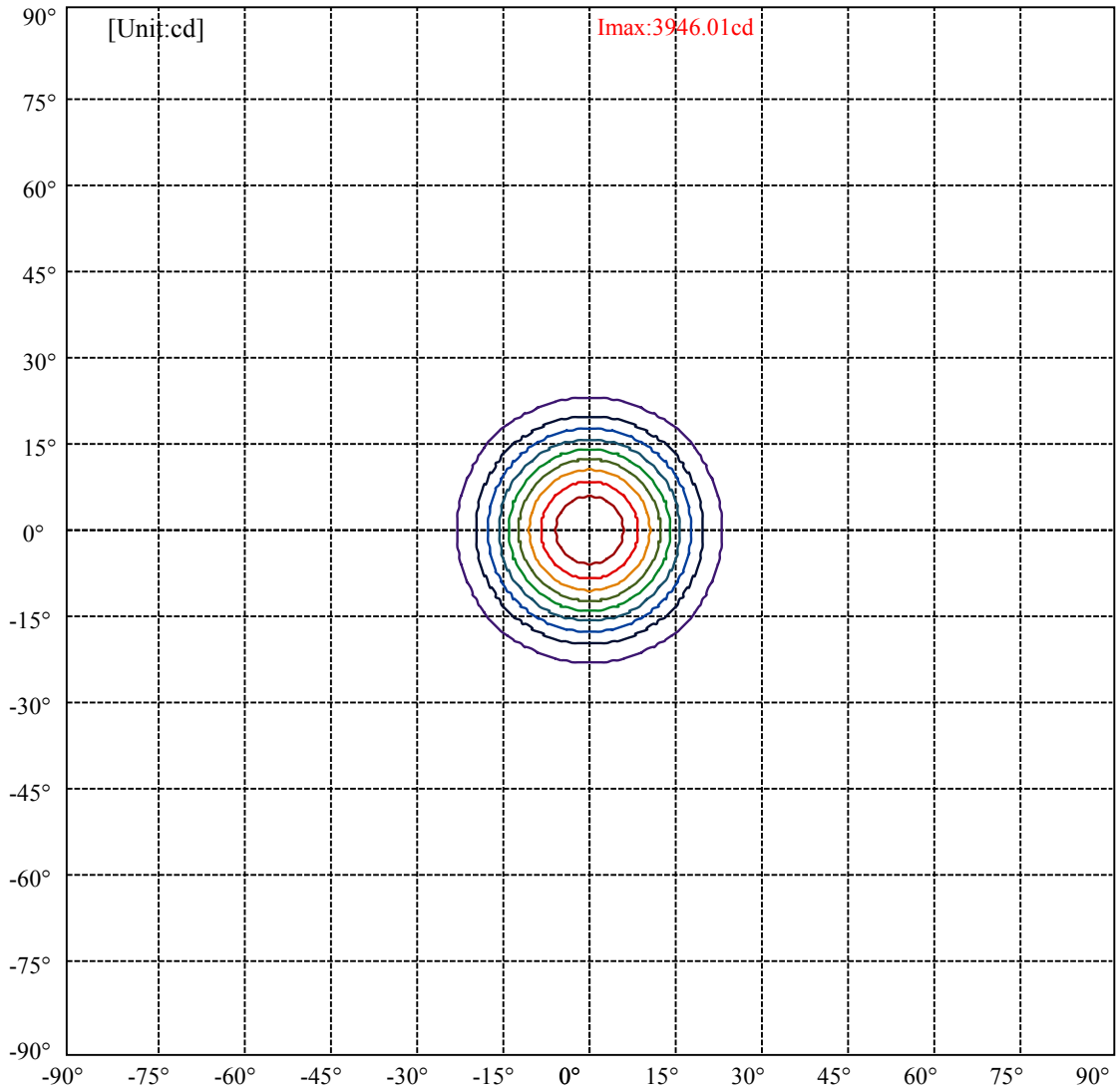
Aveage BeamAngle(IEC 61341):27.69



C0(Max): —————
C0/C180: —————
C90/C270: —————



Max , Ave Beam angle of C0 plane 27.69



(10%Imax) 394.601	—
(20%Imax) 789.203	—
(30%Imax) 1183.8	—
(40%Imax) 1578.41	—
(50%Imax) 1973.01	—
(60%Imax) 2367.61	—
(70%Imax) 2762.21	—
(80%Imax) 3156.81	—
(90%Imax) 3551.41	—

lumini

Luminance Limiting Curve(no luminous side)

Luminance Table

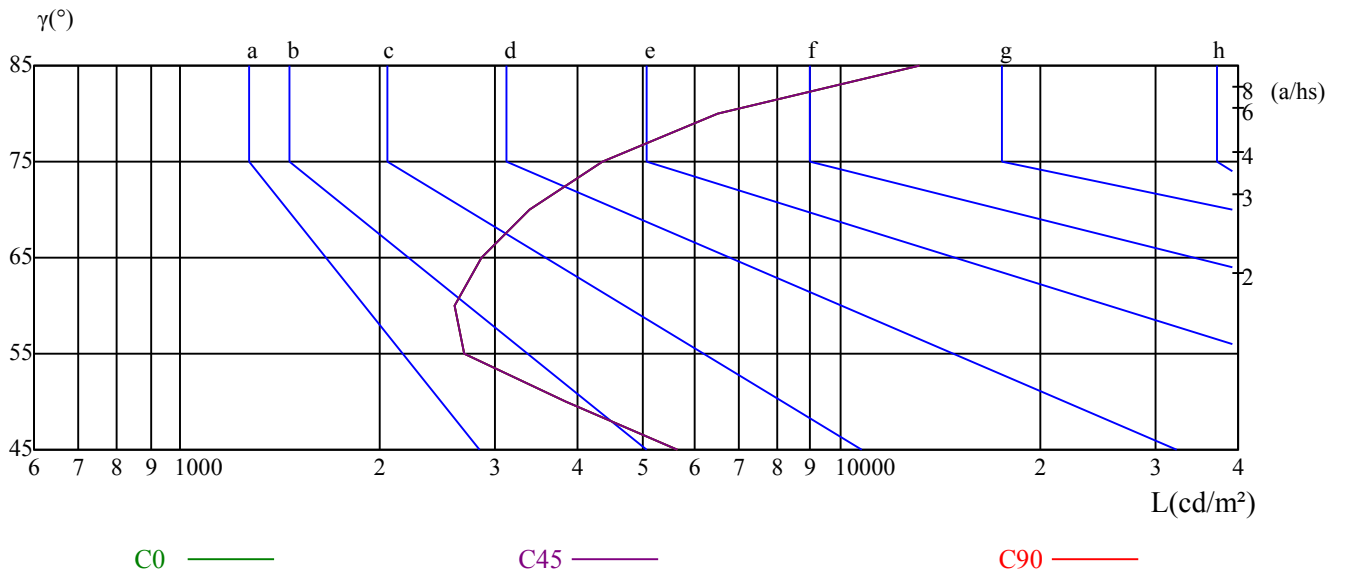
γ	45	50	55	60	65	70	75	80	85
C0	5650	3827	2694	2595	2850	3371	4364	6505	13121
C45	5650	3827	2694	2595	2850	3371	4364	6505	13121
C90	5650	3827	2694	2595	2850	3371	4364	6505	13121

L(Hor)(65)	L(Ver)(65)	L45(65)	L(Hor)(75)	L(Ver)(75)	L45(75)	L(Hor)(85)	L(Ver)(85)	L45(85)
2850	2850	2850	4364	4364	4364	13121	13121	13121

Glare Table

Glare	Quality	Service Values Illuminance(lx)							
1.15	A	2000	1000	500	<=300				
1.5	B		2000	1000	500	<=300			
1.85	C			2000	1000	500	<=300		
2.2	D				2000	1000	500	<=300	
2.55	E					2000	1000	500	<=300
		a	b	c	d	e	f	g	h

Luminance Limiting Curve



Illumination assessment according UGR											
Rf of Ceiling	70	70	50	50	30	70	70	50	50	30	
Rf of Wall	50	30	50	30	30	50	30	50	30	30	
Rf of Floor	20	20	20	20	20	20	20	20	20	20	
Room dimensions		Viewed crosswise					Viewed endwise				
X	Y										
2H	2H	8.05	8.96	8.41	9.27	9.58	8.35	9.26	8.72	9.58	9.89
	3H	8.88	9.69	9.26	10.02	10.37	9.05	9.86	9.44	10.20	10.55
	4H	9.66	10.40	10.06	10.76	11.13	9.72	10.47	10.12	10.82	11.19
	6H	10.88	11.57	11.30	11.94	12.34	10.81	11.50	11.23	11.87	12.27
	8H	11.69	12.34	12.12	12.73	13.14	11.55	12.20	11.97	12.59	12.99
	12H	12.70	13.32	13.13	13.71	14.13	12.49	13.11	12.92	13.50	13.92
4H	2H	8.07	8.82	8.47	9.18	9.54	8.35	9.10	8.75	9.45	9.82
	3H	9.23	9.86	9.65	10.25	10.67	9.36	9.99	9.78	10.38	10.80
	4H	10.34	10.89	10.78	11.31	11.76	10.35	10.90	10.79	11.32	11.77
	6H	11.87	12.35	12.35	12.81	13.26	11.75	12.23	12.23	12.69	13.14
	8H	12.89	13.33	13.38	13.79	14.27	12.71	13.15	13.19	13.61	14.08
	12H	14.12	14.52	14.61	14.98	15.50	13.88	14.29	14.37	14.74	15.26
8H	4H	10.75	11.19	11.24	11.65	12.13	10.76	11.20	11.24	11.66	12.14
	6H	12.61	12.97	13.12	13.45	13.97	12.50	12.86	13.01	13.34	13.85
	8H	13.90	14.20	14.43	14.72	15.22	13.72	14.02	14.26	14.55	15.05
	12H	15.39	15.61	15.93	16.13	16.66	15.16	15.39	15.71	15.91	16.43
12H	4H	10.89	11.29	11.38	11.75	12.27	10.90	11.31	11.39	11.76	12.28
	6H	12.92	13.22	13.45	13.74	14.24	12.82	13.12	13.35	13.64	14.14
	8H	14.29	14.52	14.83	15.03	15.56	14.13	14.36	14.68	14.87	15.40
Variation with the observer position at spacings:											
S = 1.0H		2.5/-1.7					2.5/-1.7				
S = 1.5H		3.0/-1.6					3.0/-1.6				
S = 2.0H		3.3/-1.4					3.3/-1.4				
Standard tables:		BKBF					BKBF				
Uncorrected UGR		-2.8					-2.8				

依据CIE Publ. 117 计算 UGR, S/H = 0.25