



lumini Solucoes em Iluminacao LTDA
www.lumini.com.br
Email:laboratorio@lumini.com.br
Tel:+55 11 3437-5555 Fax:+55 11 3437-5555
Address:Rua Ferreira Viana, 716 - Socorro - São Paulo/SP

lumini

LumCAT:

Luminaire: concentra flex 17 c serie 3 fm

LampCAT: modulo led 6W 30K irc 90

Ballast type: led driver 700mA

Report No:

Voltage(V): 220.0000

Test No:

Current(A): 0.0360

Number of Lamps: 1

Power (W): 7.3900

Lamp flux(lm): 715.0

PF: 0.9700

Length(mm): 150

Width(mm): 17

Phm Type: C

Height(mm): 0

Photometric Results

Lumens(lm): 553.75, Efficiency(%): 77.45% , Luminous Efficacy(lm/W): 74.93

Central intensity(cd): 2276.567, Maximum intensity(cd): 2276.567

Angle of maximum intensity: $C=0.0$ $\gamma=0.0$

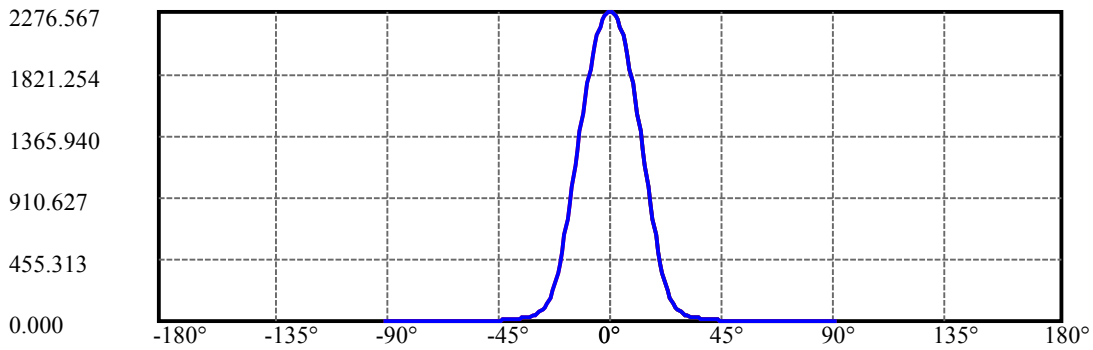
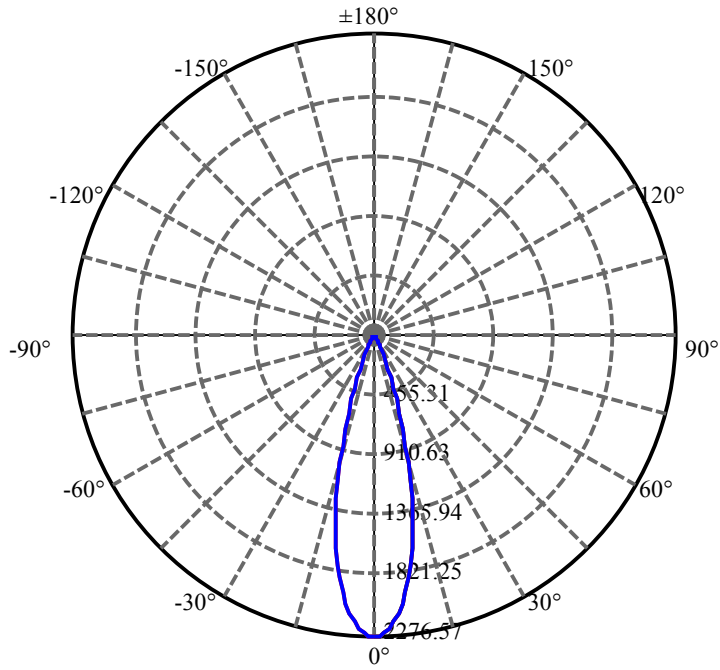
Beam angle of C0 plane : 28.00

Aveage BeamAngle(IEC 61341):28.00

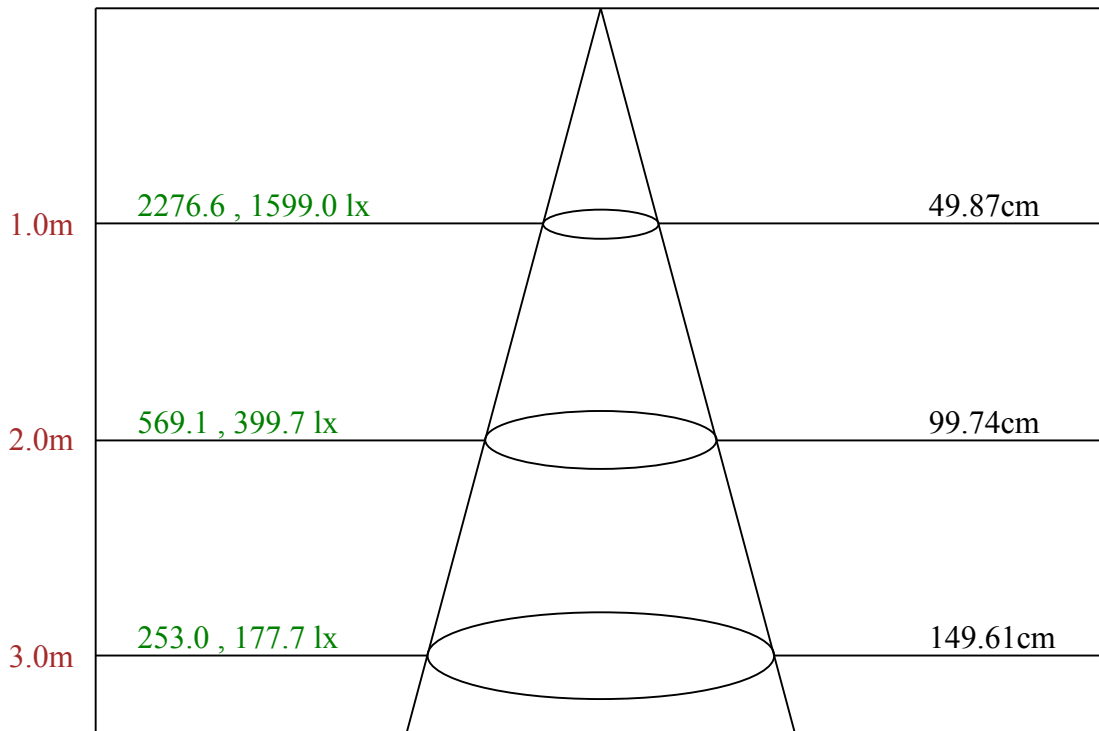
Equipment: equipamento lumini
Temperature(°C): 25.5

Date: 8/5/2024
Humidity(%): 55.0%

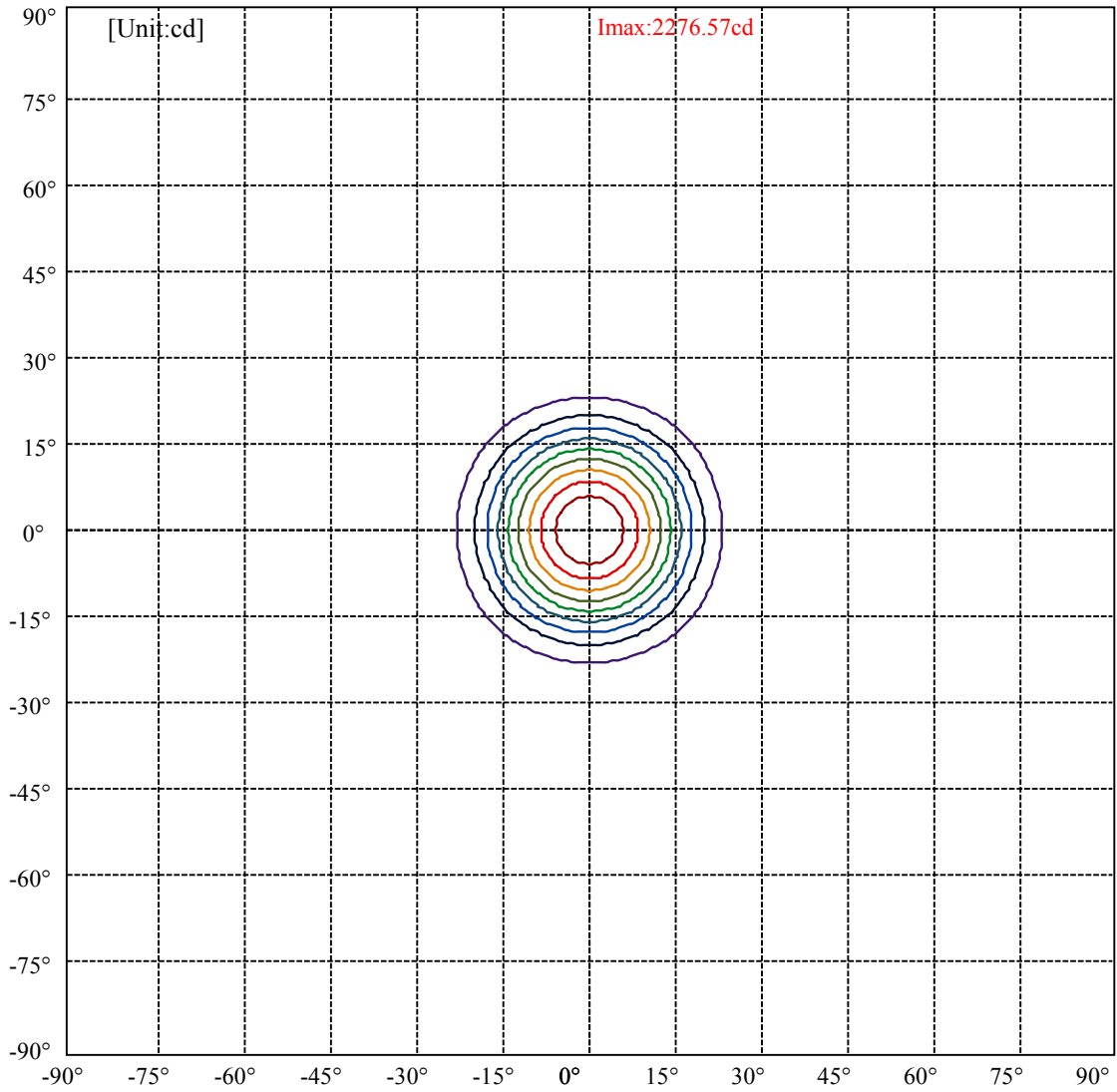
Operator: 01
Distance(m): 6.90



C0(Max): —————
C0/C180: —————
C90/C270: —————



Max , Ave Beam angle of C0 plane 28.00



(10%Imax) 227.657	—
(20%Imax) 455.313	—
(30%Imax) 682.97	—
(40%Imax) 910.627	—
(50%Imax) 1138.28	—
(60%Imax) 1365.94	—
(70%Imax) 1593.6	—
(80%Imax) 1821.25	—
(90%Imax) 2048.91	—

lumini

Luminance Limiting Curve(no luminous side)

Luminance Table

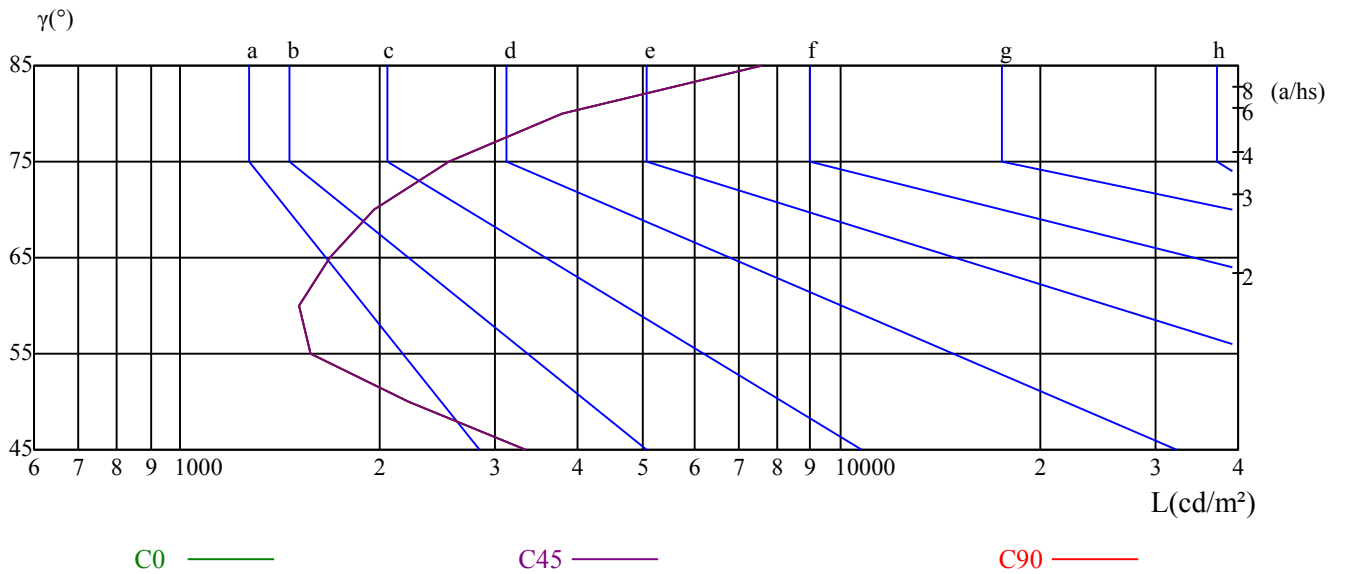
γ	45	50	55	60	65	70	75	80	85
C0	3334	2215	1579	1512	1679	1965	2543	3790	7605
C45	3334	2215	1579	1512	1679	1965	2543	3790	7605
C90	3334	2215	1579	1512	1679	1965	2543	3790	7605

L(Hor)(65)	L(Ver)(65)	L45(65)	L(Hor)(75)	L(Ver)(75)	L45(75)	L(Hor)(85)	L(Ver)(85)	L45(85)
1679	1679	1679	2543	2543	2543	7605	7605	7605

Glare Table

Glare	Quality	Service Values Illuminance(lx)							
1.15	A	2000	1000	500	<=300				
1.5	B		2000	1000	500	<=300			
1.85	C			2000	1000	500	<=300		
2.2	D				2000	1000	500	<=300	
2.55	E					2000	1000	500	<=300
		a	b	c	d	e	f	g	h

Luminance Limiting Curve



Illumination assessment according UGR											
Rf of Ceiling	70	70	50	50	30	70	70	50	50	30	
Rf of Wall	50	30	50	30	30	50	30	50	30	30	
Rf of Floor	20	20	20	20	20	20	20	20	20	20	
Room dimensions		Viewed crosswise					Viewed endwise				
X	Y										
2H	2H	6.17	7.08	6.54	7.39	7.71	6.53	7.44	6.89	7.75	8.07
	3H	6.97	7.78	7.36	8.12	8.46	7.25	8.06	7.64	8.40	8.75
	4H	7.71	8.46	8.11	8.82	9.18	7.94	8.69	8.34	9.04	9.41
	6H	8.90	9.58	9.32	9.96	10.36	9.04	9.73	9.46	10.10	10.50
	8H	9.68	10.33	10.10	10.72	11.13	9.80	10.45	10.22	10.84	11.24
	12H	10.65	11.27	11.08	11.66	12.08	10.74	11.35	11.17	11.75	12.17
4H	2H	6.21	6.95	6.61	7.31	7.68	6.53	7.28	6.93	7.63	8.00
	3H	7.32	7.95	7.75	8.35	8.77	7.56	8.19	7.98	8.58	9.00
	4H	8.40	8.94	8.84	9.37	9.82	8.57	9.11	9.01	9.54	9.99
	6H	9.89	10.37	10.36	10.82	11.28	9.98	10.46	10.46	10.91	11.37
	8H	10.88	11.32	11.37	11.78	12.26	10.95	11.40	11.44	11.86	12.33
	12H	12.07	12.48	12.56	12.93	13.45	12.12	12.53	12.61	12.98	13.51
8H	4H	8.82	9.26	9.31	9.72	10.20	8.96	9.40	9.45	9.86	10.34
	6H	10.64	11.01	11.15	11.49	12.00	10.71	11.07	11.22	11.55	12.06
	8H	11.90	12.20	12.44	12.73	13.23	11.96	12.26	12.49	12.78	13.28
	12H	13.36	13.58	13.90	14.10	14.63	13.39	13.62	13.94	14.14	14.66
12H	4H	8.96	9.37	9.45	9.82	10.34	9.10	9.50	9.59	9.96	10.48
	6H	10.96	11.26	11.50	11.78	12.28	11.02	11.32	11.55	11.84	12.34
	8H	12.31	12.53	12.85	13.05	13.58	12.35	12.58	12.90	13.10	13.62
Variation with the observer position at spacings:											
S = 1.0H		2.5/-1.7					2.5/-1.7				
S = 1.5H		3.0/-1.6					3.0/-1.6				
S = 2.0H		3.4/-1.5					3.4/-1.5				
Standard tables:		BKBF					BKBF				
Uncorrected UGR		-4.7					-4.7				

依据CIE Publ. 117 计算 UGR, S/H = 0.25