



lumini Solucoes em Iluminacao LTDA
www.lumini.com.br
Email:laboratorio@lumini.com.br
Tel:+55 11 3437-5555 Fax:+55 11 3437-5555
Address:Rua Ferreira Viana, 716 - Socorro - São Paulo/SP

lumini

LumCAT:

Luminaire: concentra flex 34 c serie 3 fm

LampCAT: modulo led 24W 30K irc 90

Ballast type: led driver 700mA

Report No:

Voltage(V): 127.6500

Test No:

Current(A): 0.2040

Number of Lamps: 1

Power (W): 25.9340

Lamp flux(lm): 2715.0

PF: 0.9940

Length(mm): 309

Width(mm): 17

Phm Type: C

Height(mm): 0

Photometric Results

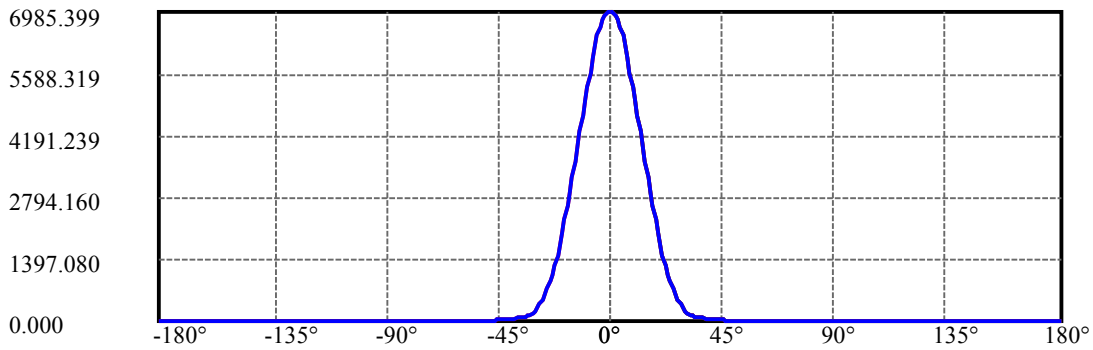
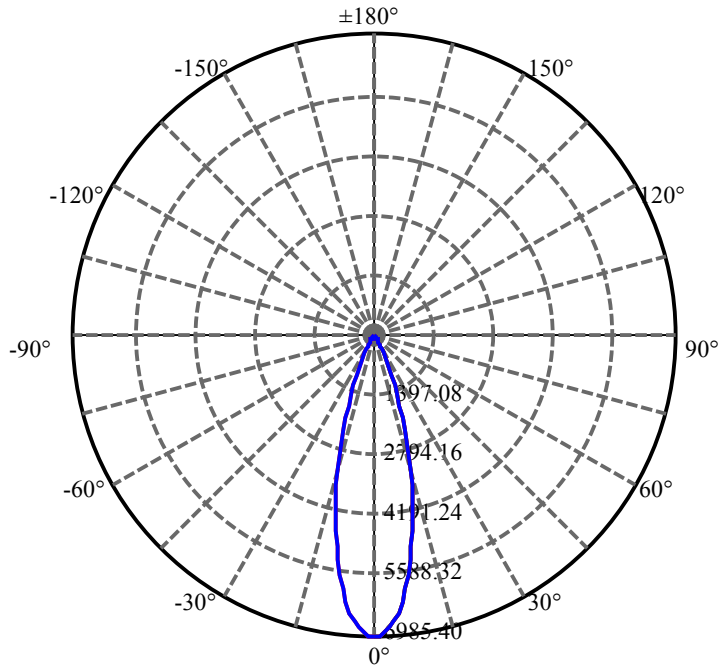
Lumens(lm): 1952.95, Efficiency(%): 71.93% , Luminous Efficacy(lm/W): 75.30

Central intensity(cd): 6985.399, Maximum intensity(cd): 6985.399

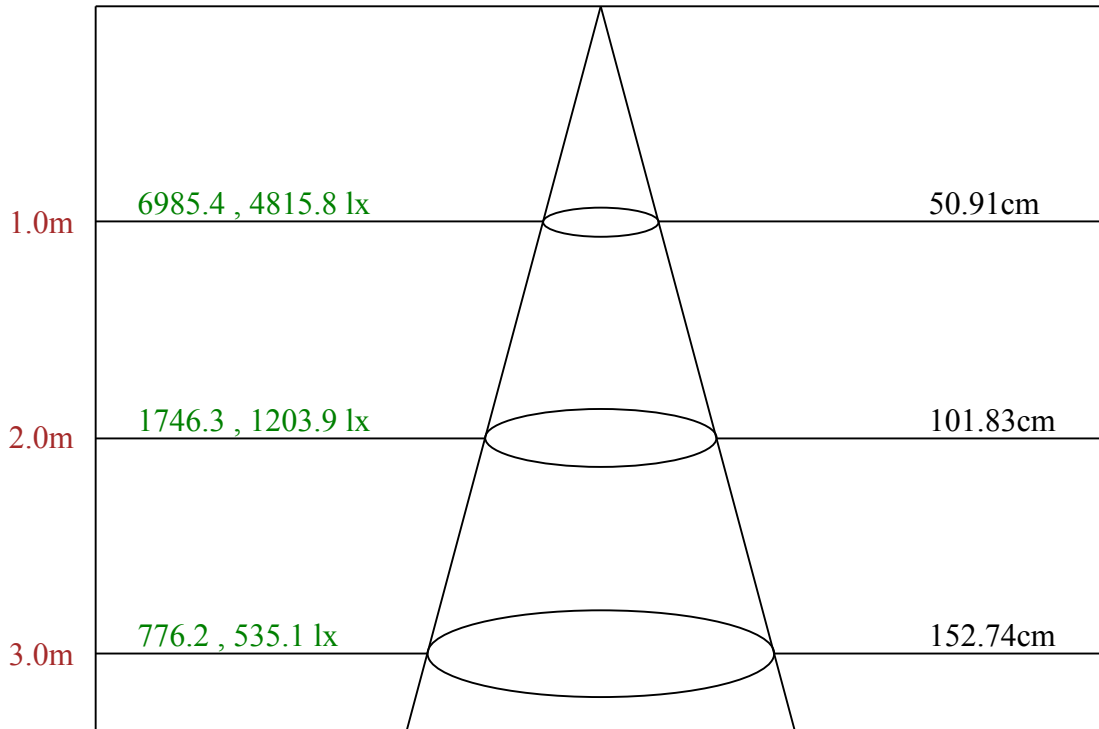
Angle of maximum intensity: $C=0.0$ $\gamma=0.0$

Beam angle of C0 plane : 28.57

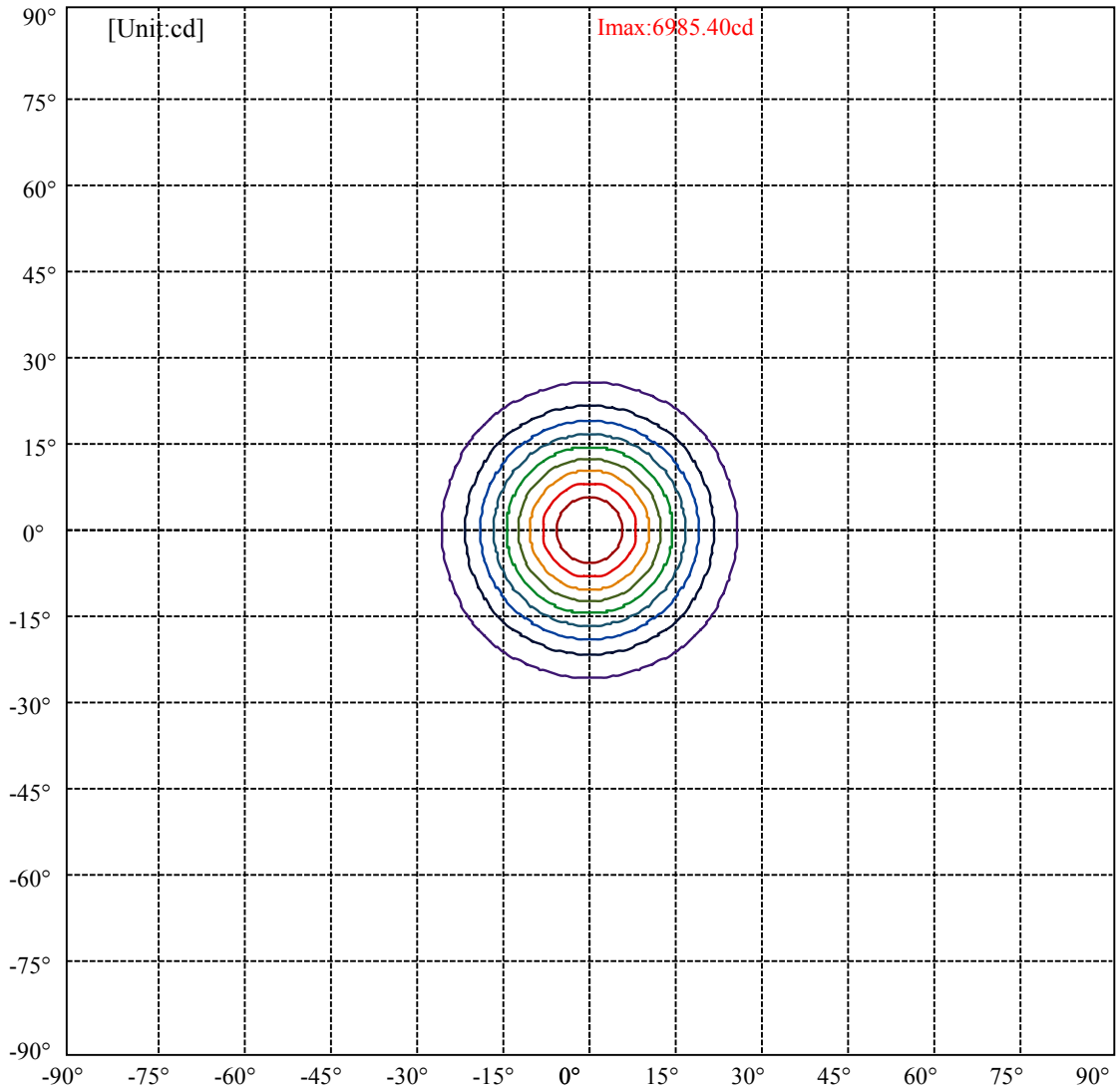
Aveage BeamAngle(IEC 61341):28.57



C0(Max): —
C0/C180: —
C90/C270: —



Max , Ave Beam angle of C0 plane 28.57



(10%Imax) 698.54	—
(20%Imax) 1397.08	—
(30%Imax) 2095.62	—
(40%Imax) 2794.16	—
(50%Imax) 3492.7	—
(60%Imax) 4191.24	—
(70%Imax) 4889.78	—
(80%Imax) 5588.32	—
(90%Imax) 6286.86	—

Luminance Table

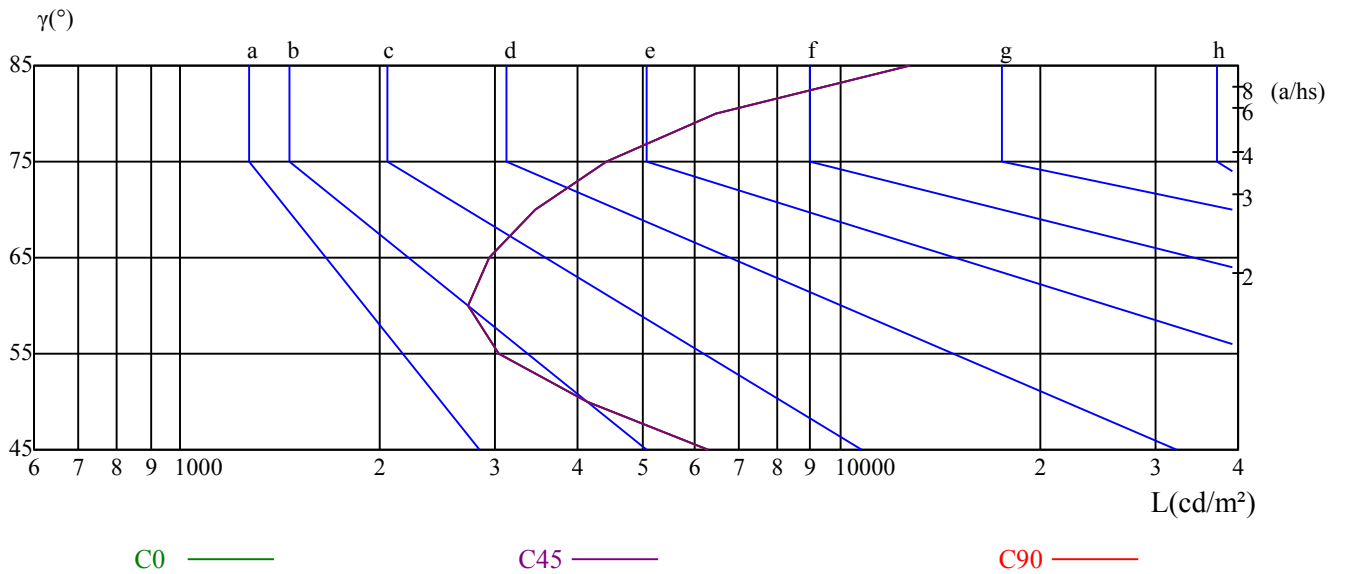
γ	45	50	55	60	65	70	75	80	85
C0	6316	4119	3026	2728	2930	3442	4417	6459	12765
C45	6316	4119	3026	2728	2930	3442	4417	6459	12765
C90	6316	4119	3026	2728	2930	3442	4417	6459	12765

L(Hor)(65)	L(Ver)(65)	L45(65)	L(Hor)(75)	L(Ver)(75)	L45(75)	L(Hor)(85)	L(Ver)(85)	L45(85)
2930	2930	2930	4417	4417	4417	12765	12765	12765

Glare Table

Glare	Quality	Service Values Illuminance(lx)							
1.15	A	2000	1000	500	<=300				
1.5	B		2000	1000	500	<=300			
1.85	C			2000	1000	500	<=300		
2.2	D				2000	1000	500	<=300	
2.55	E					2000	1000	500	<=300
		a	b	c	d	e	f	g	h

Luminance Limiting Curve



Illumination assessment according UGR											
Rf of Ceiling	70	70	50	50	30	70	70	50	50	30	
Rf of Wall	50	30	50	30	30	50	30	50	30	30	
Rf of Floor	20	20	20	20	20	20	20	20	20	20	
Room dimensions		Viewed crosswise					Viewed endwise				
X	Y										
2H	2H	11.28	12.17	11.68	12.53	12.90	11.58	12.48	11.99	12.83	13.20
	3H	11.53	12.32	11.95	12.70	13.10	11.78	12.58	12.21	12.96	13.35
	4H	11.85	12.59	12.29	12.98	13.40	12.06	12.79	12.50	13.19	13.61
	6H	12.48	13.16	12.94	13.58	14.02	12.62	13.29	13.08	13.71	14.16
	8H	12.95	13.60	13.42	14.02	14.48	13.04	13.69	13.50	14.11	14.57
	12H	13.62	14.22	14.08	14.66	15.13	13.65	14.26	14.11	14.69	15.16
4H	2H	11.12	11.85	11.56	12.25	12.67	11.41	12.14	11.85	12.54	12.96
	3H	11.54	12.15	12.00	12.59	13.06	11.76	12.38	12.22	12.81	13.28
	4H	12.11	12.64	12.58	13.11	13.60	12.27	12.81	12.75	13.27	13.77
	6H	13.02	13.49	13.53	13.98	14.48	13.10	13.57	13.61	14.06	14.56
	8H	13.72	14.15	14.24	14.65	15.17	13.75	14.18	14.27	14.68	15.20
	12H	14.65	15.05	15.17	15.54	16.11	14.62	15.02	15.15	15.51	16.08
8H	4H	12.28	12.72	12.80	13.21	13.74	12.43	12.86	12.95	13.36	13.88
	6H	13.49	13.85	14.04	14.37	14.92	13.55	13.91	14.10	14.43	14.99
	8H	14.47	14.77	15.04	15.32	15.87	14.48	14.77	15.04	15.33	15.87
	12H	15.68	15.91	16.26	16.46	17.03	15.63	15.86	16.21	16.41	16.98
12H	4H	12.35	12.75	12.88	13.24	13.81	12.49	12.89	13.02	13.38	13.95
	6H	13.72	14.02	14.29	14.57	15.12	13.78	14.07	14.35	14.63	15.18
	8H	14.77	15.00	15.35	15.55	16.12	14.78	15.00	15.36	15.56	16.12
Variation with the observer position at spacings:											
S = 1.0H	2.9/-2.0					2.9/-2.0					
S = 1.5H	3.6/-1.7					3.6/-1.7					
S = 2.0H	4.1/-1.5					4.1/-1.5					
Standard tables:	BKBF					BKBF					
Uncorrected UGR	-2.3					-2.3					

依据CIE Publ. 117 计算 UGR, S/H = 0.25