



lumini Solucoes em Iluminacao LTDA
www.lumini.com.br
Email:laboratorio@lumini.com.br
Tel:+55 11 3437-5555 Fax:+55 11 3437-5555
Address:Rua Ferreira Viana, 716 - Socorro - São Paulo/SP

lumini

LumCAT:

Luminaire: concentra flex 50 c serie 3 fa

LampCAT: modulo led 36W 30K irc 90

Ballast type: led driver 700mA

Report No:

Voltage(V): 127.6400

Test No:

Current(A): 0.3010

Number of Lamps: 1

Power (W): 38.2350

Lamp flux(lm): 4072.0

PF: 0.9940

Length(mm): 468

Width(mm): 17

Phm Type: C

Height(mm): 0

Photometric Results

Lumens(lm): 2269.76, Efficiency(%): 55.74% , Luminous Efficacy(lm/W): 59.36

Central intensity(cd): 3074.321, Maximum intensity(cd): 3074.321

Angle of maximum intensity: C=0.0 γ =1.0

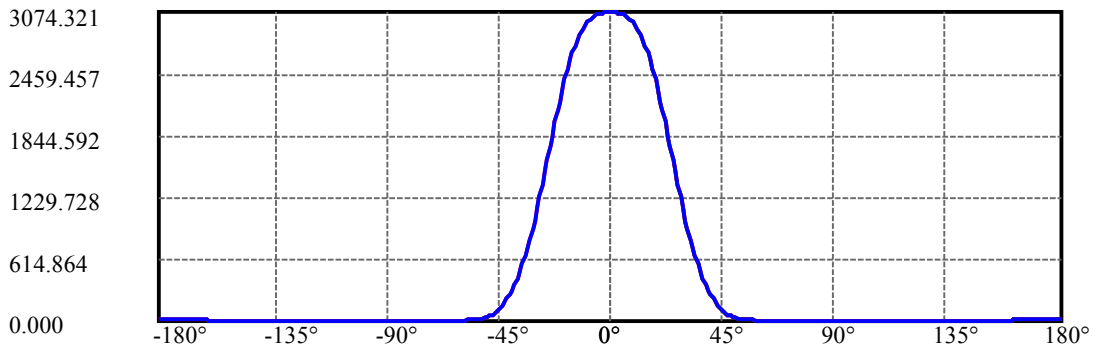
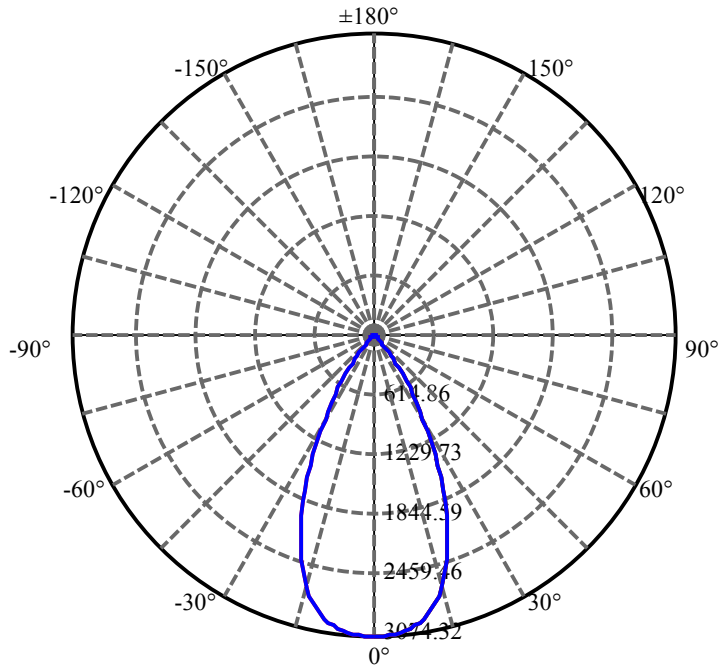
Beam angle of C0 plane : 51.16

Aveage BeamAngle(IEC 61341):51.16

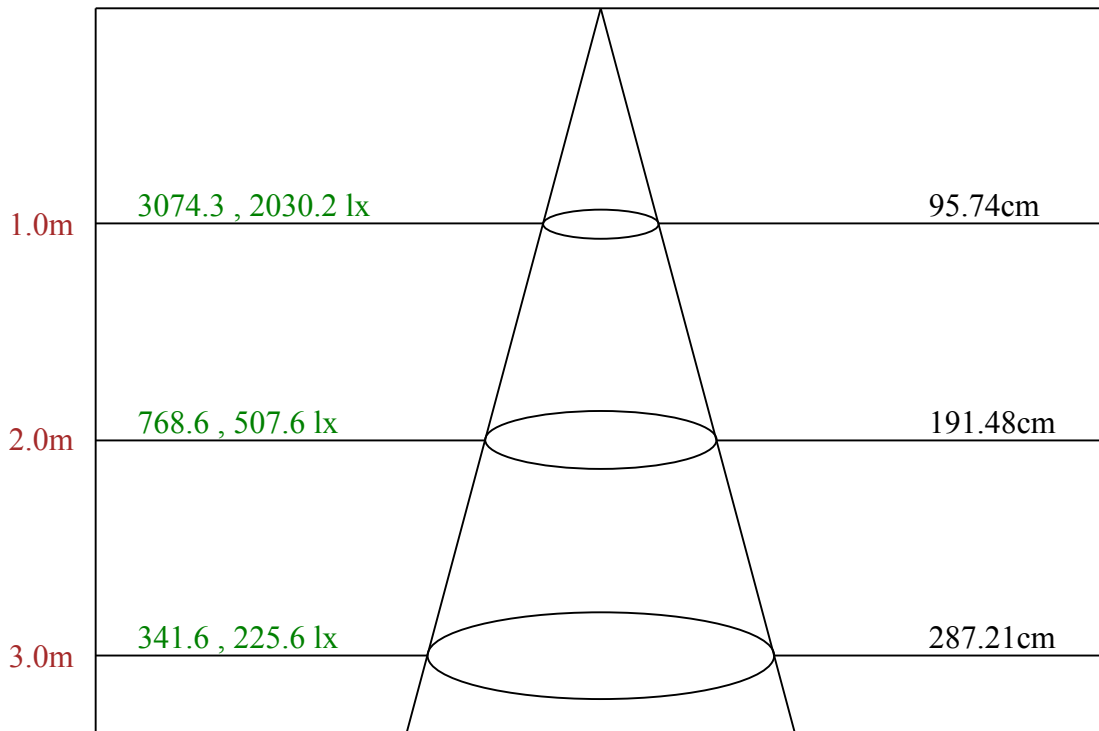
Equipment: equipamento lumini
Temperature(°C): 25.5

Date: 08/05/2025
Humidity(%): 60.0%

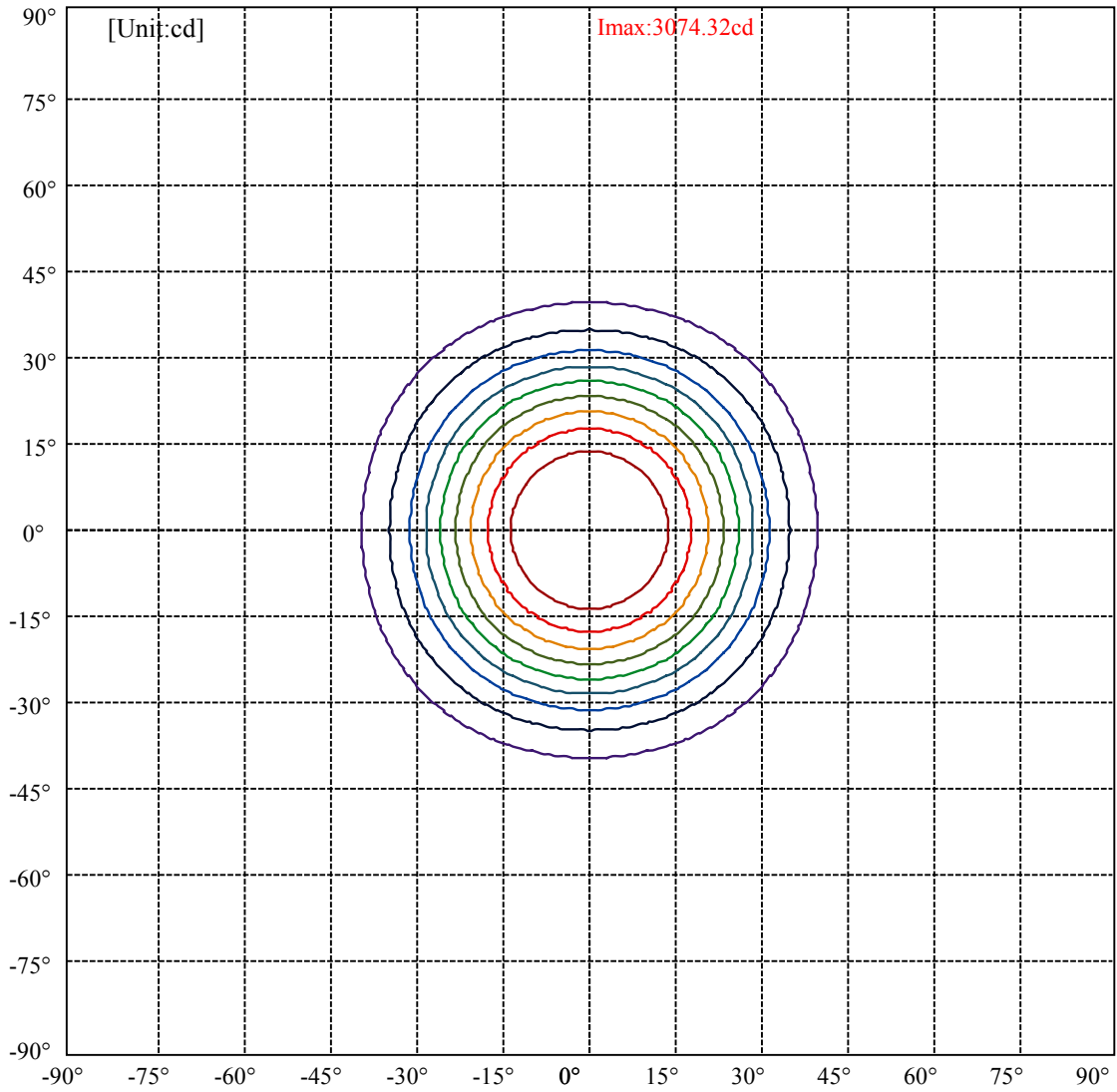
Operator: 01
Distance(m): 6.90



C0(Max): ———
C0/C180: ———
C90/C270: ———



Max , Ave Beam angle of C0 plane 51.16



(10%Imax) 307.432	—
(20%Imax) 614.864	—
(30%Imax) 922.296	—
(40%Imax) 1229.73	—
(50%Imax) 1537.16	—
(60%Imax) 1844.59	—
(70%Imax) 2152.02	—
(80%Imax) 2459.46	—
(90%Imax) 2766.89	—

lumini

Luminance Limiting Curve(no luminous side)

Luminance Table

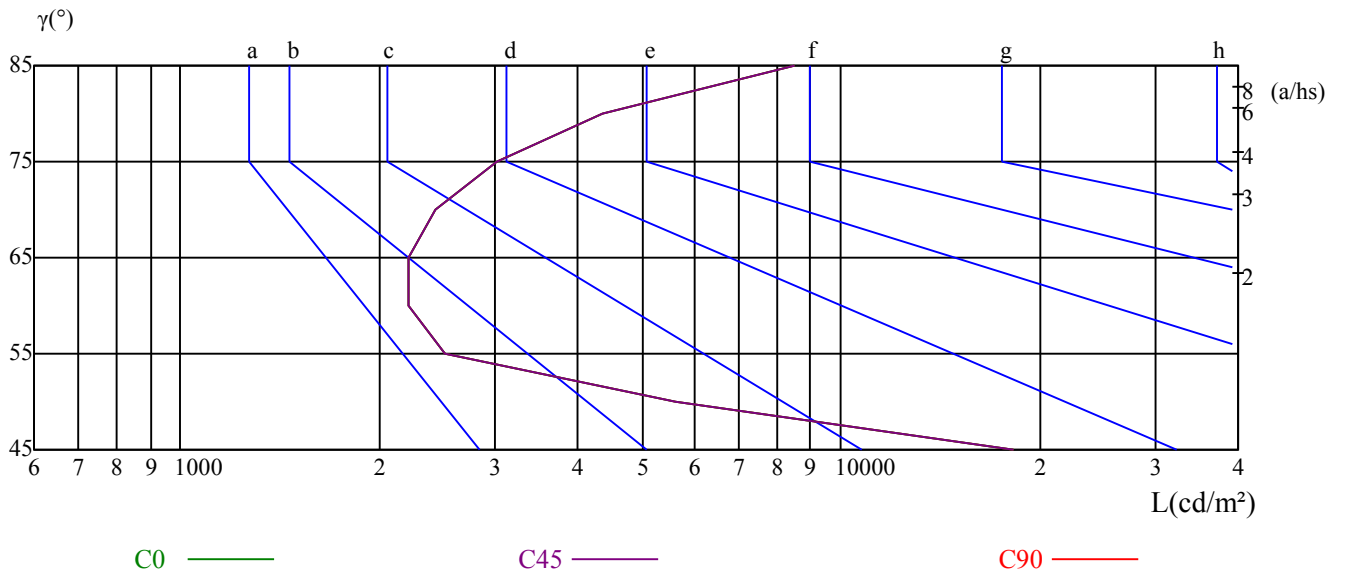
γ	45	50	55	60	65	70	75	80	85
C0	18216	5636	2509	2208	2214	2428	3017	4359	8497
C45	18216	5636	2509	2208	2214	2428	3017	4359	8497
C90	18216	5636	2509	2208	2214	2428	3017	4359	8497

L(Hor)(65)	L(Ver)(65)	L45(65)	L(Hor)(75)	L(Ver)(75)	L45(75)	L(Hor)(85)	L(Ver)(85)	L45(85)
2214	2214	2214	3017	3017	3017	8497	8497	8497

Glare Table

Glare	Quality	Service Values Illuminance(lx)							
1.15	A	2000	1000	500	<=300				
1.5	B		2000	1000	500	<=300			
1.85	C			2000	1000	500	<=300		
2.2	D				2000	1000	500	<=300	
2.55	E					2000	1000	500	<=300
		a	b	c	d	e	f	g	h

Luminance Limiting Curve



Illumination assessment according UGR											
Rf of Ceiling	70	70	50	50	30	70	70	50	50	30	
Rf of Wall	50	30	50	30	30	50	30	50	30	30	
Rf of Floor	20	20	20	20	20	20	20	20	20	20	
Room dimensions		Viewed crosswise					Viewed endwise				
X	Y										
2H	2H	21.98	22.91	22.38	23.26	23.63	21.35	22.29	21.75	22.64	23.00
	3H	21.78	22.61	22.20	22.99	23.38	21.16	21.99	21.58	22.36	22.76
	4H	21.69	22.45	22.12	22.85	23.26	21.07	21.83	21.50	22.23	22.64
	6H	21.62	22.32	22.07	22.74	23.18	21.01	21.71	21.46	22.12	22.57
	8H	21.57	22.24	22.02	22.66	23.11	20.96	21.62	21.41	22.05	22.50
	12H	21.53	22.17	21.99	22.60	23.06	20.93	21.56	21.39	21.99	22.46
4H	2H	21.66	22.43	22.10	22.82	23.24	21.04	21.81	21.47	22.20	22.61
	3H	21.43	22.08	21.89	22.51	22.97	20.81	21.46	21.27	21.89	22.35
	4H	21.38	21.93	21.85	22.39	22.89	20.76	21.32	21.24	21.78	22.27
	6H	21.28	21.77	21.79	22.26	22.75	20.67	21.16	21.18	21.65	22.15
	8H	21.26	21.72	21.78	22.21	22.73	20.66	21.12	21.18	21.61	22.13
	12H	21.28	21.70	21.80	22.19	22.75	20.69	21.11	21.22	21.60	22.16
8H	4H	21.19	21.64	21.70	22.13	22.65	20.57	21.03	21.09	21.52	22.04
	6H	21.10	21.47	21.64	21.98	22.54	20.50	20.87	21.04	21.38	21.94
	8H	21.15	21.46	21.72	22.02	22.56	20.57	20.88	21.13	21.43	21.97
	12H	21.22	21.46	21.79	22.01	22.57	20.65	20.89	21.22	21.44	22.00
12H	4H	21.14	21.55	21.66	22.04	22.60	20.53	20.94	21.05	21.43	21.99
	6H	21.10	21.41	21.66	21.96	22.50	20.50	20.81	21.07	21.37	21.91
	8H	21.13	21.36	21.70	21.91	22.48	20.54	20.78	21.12	21.33	21.90
Variation with the observer position at spacings:											
S = 1.0H	5.0/-10.3					5.0/-10.3					
S = 1.5H	7.6/-8.4					7.6/-8.4					
S = 2.0H	9.4/-7.2					9.4/-7.2					
Standard tables:	BK1					BK1					
Uncorrected UGR	-0.1					-0.1					

依据CIE Publ. 117 计算 UGR, S/H = 0.25