



lumini Solucoes em Iluminacao LTDA
www.lumini.com.br
Email:laboratorio@lumini.com.br
Tel:+55 11 3437-5555 Fax:+55 11 3437-5555
Address:Rua Ferreira Viana, 716 - Socorro - São Paulo/SP

lumini

LumCAT:

Luminaire: concentra flex 50 c serie 3 fc

LampCAT: modulo led 18W 30K irc 90

Ballast type: led driver 700mA

Report No:

Voltage(V): 127.7000

Test No:

Current(A): 0.1580

Number of Lamps: 1

Power (W): 19.8920

Lamp flux(lm): 2145.0

PF: 0.9890

Length(mm): 468

Width(mm): 17

Phm Type: C

Height(mm): 0

Photometric Results

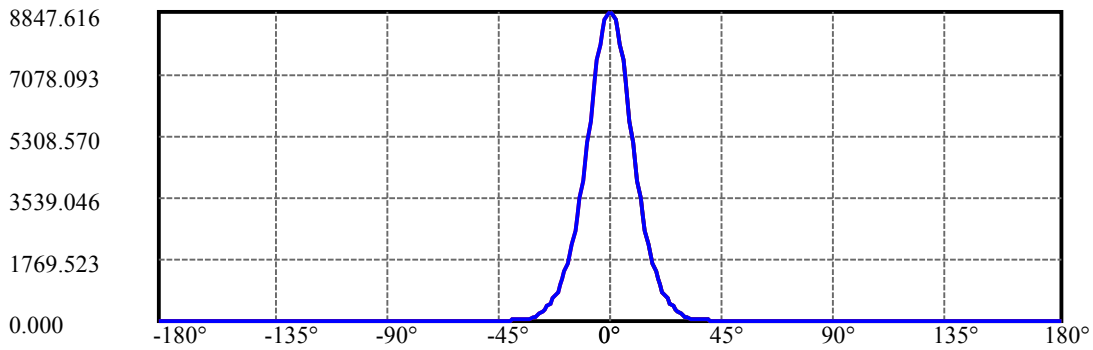
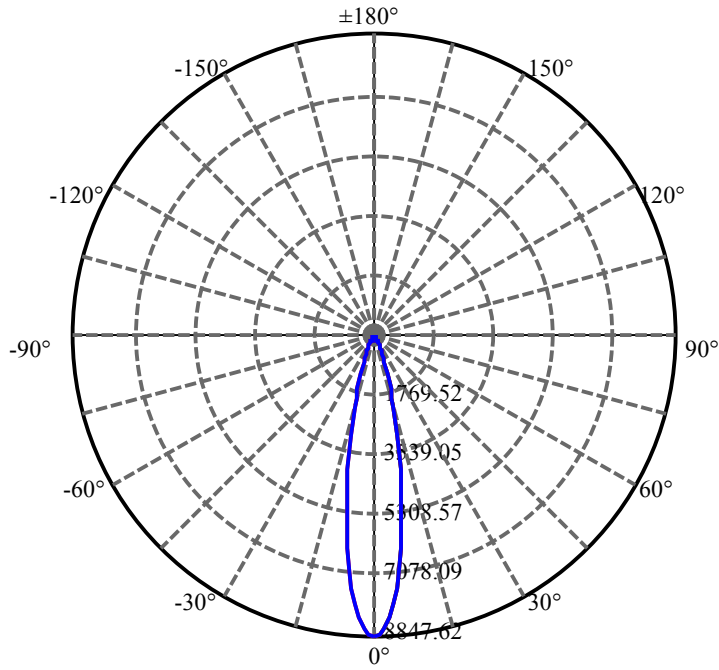
Lumens(lm): 1555.44, Efficiency(%): 72.51% , Luminous Efficacy(lm/W): 78.19

Central intensity(cd): 8847.616, Maximum intensity(cd): 8847.616

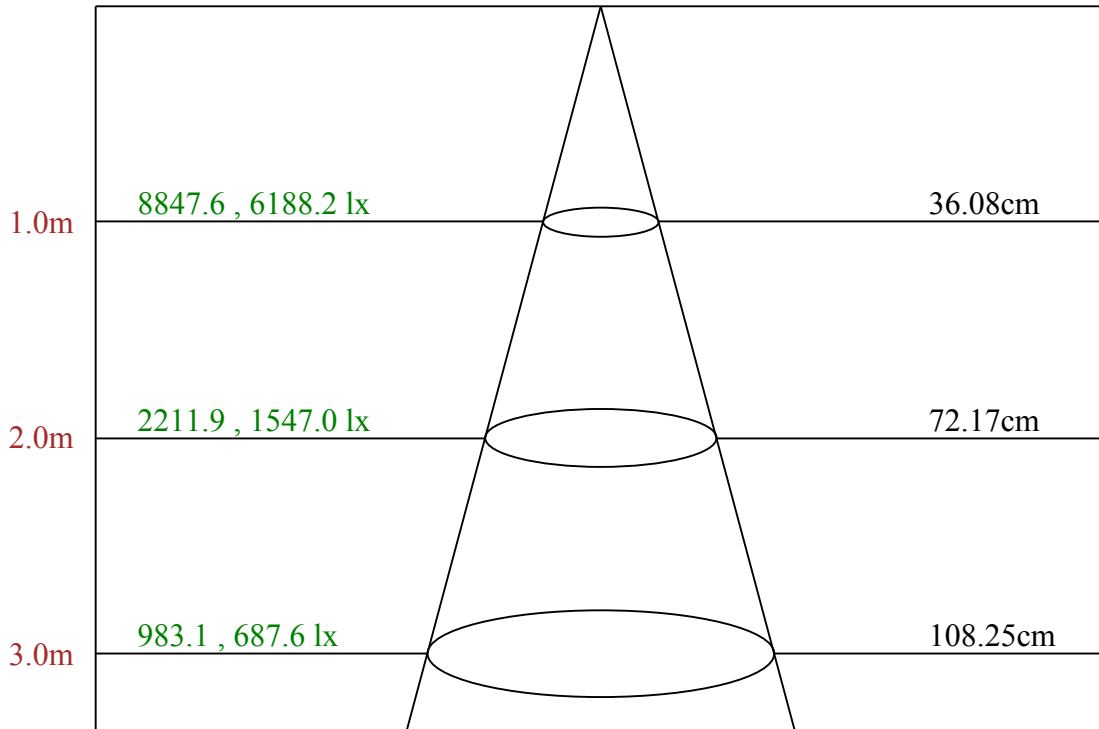
Angle of maximum intensity: $C=0.0$ $\gamma=0.0$

Beam angle of C0 plane : 20.45

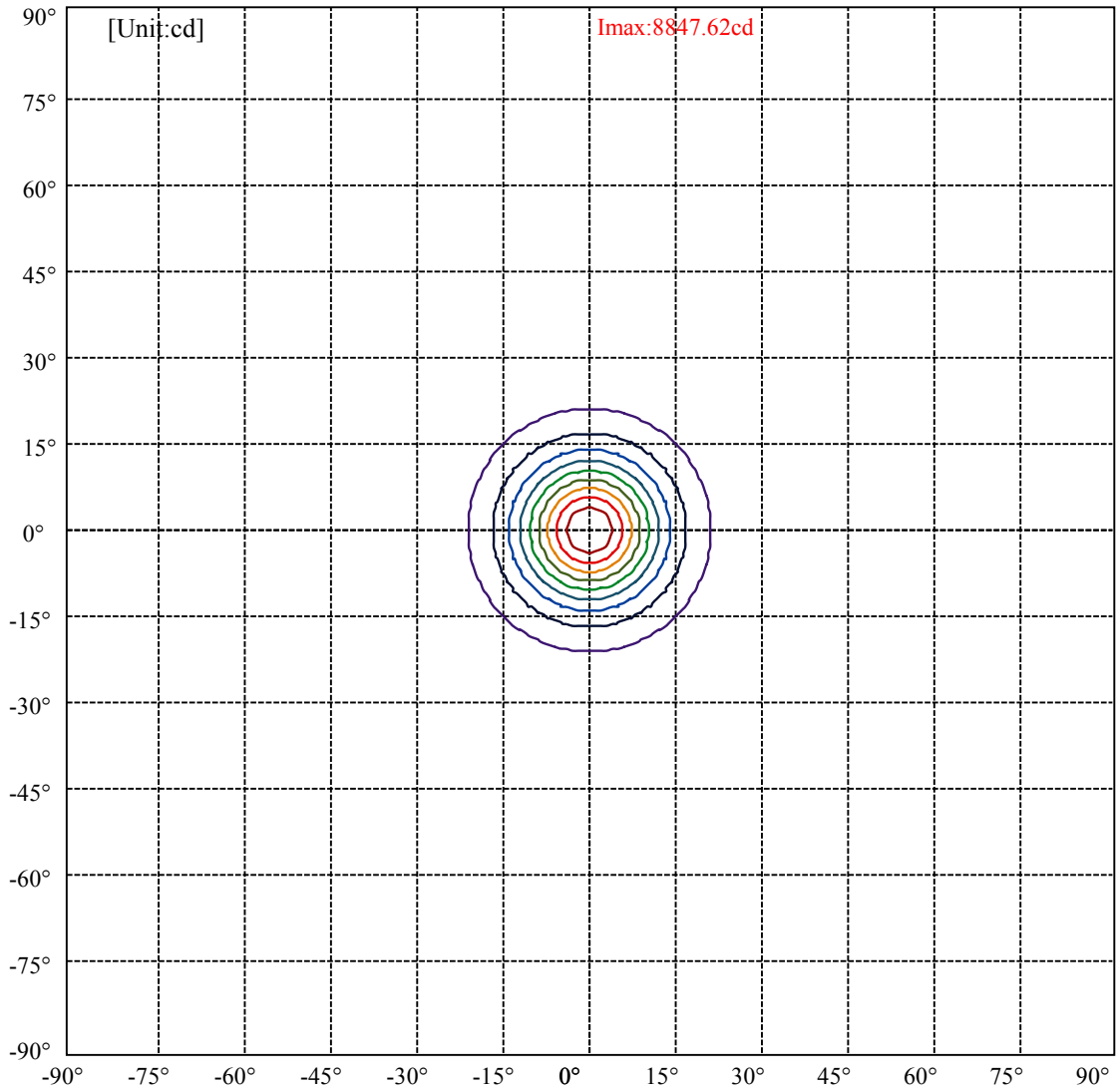
Aveage BeamAngle(IEC 61341):20.45



C0(Max): —
C0/C180: —
C90/C270: —



Max , Ave Beam angle of C0 plane 20.45



(10%Imax)	884.762	—
(20%Imax)	1769.52	—
(30%Imax)	2654.28	—
(40%Imax)	3539.05	—
(50%Imax)	4423.81	—
(60%Imax)	5308.57	—
(70%Imax)	6193.33	—
(80%Imax)	7078.09	—
(90%Imax)	7962.85	—

lumini

Luminance Limiting Curve(no luminous side)

Luminance Table

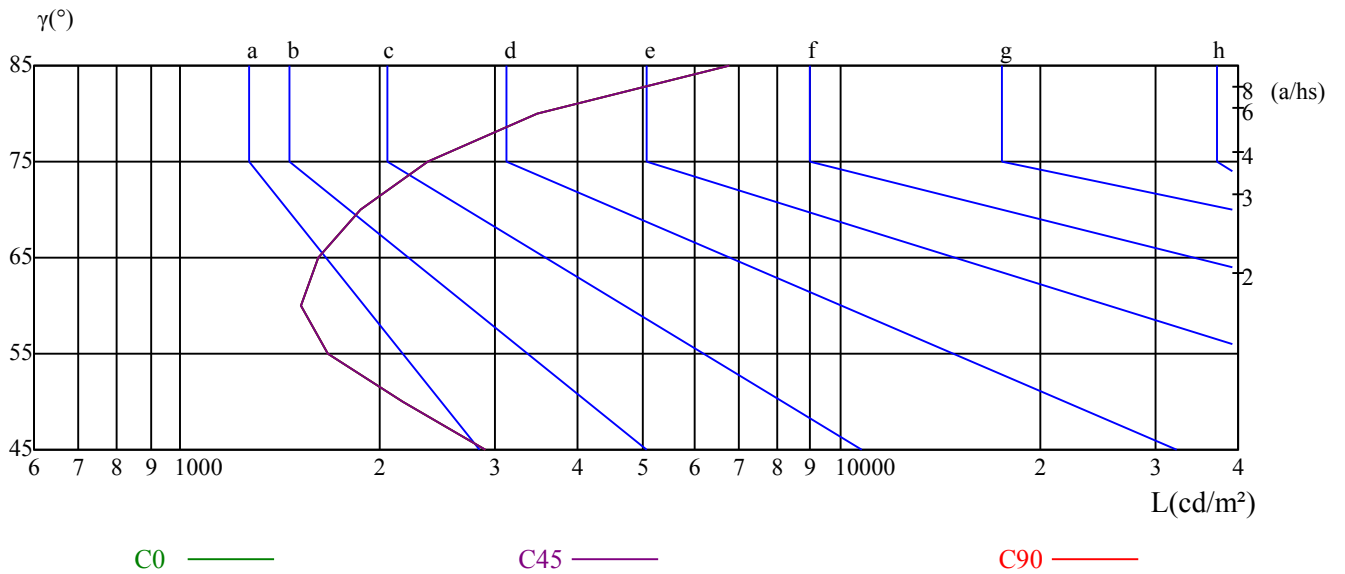
γ	45	50	55	60	65	70	75	80	85
C0	2897	2177	1668	1524	1621	1868	2373	3463	6772
C45	2897	2177	1668	1524	1621	1868	2373	3463	6772
C90	2897	2177	1668	1524	1621	1868	2373	3463	6772

L(Hor)(65)	L(Ver)(65)	L45(65)	L(Hor)(75)	L(Ver)(75)	L45(75)	L(Hor)(85)	L(Ver)(85)	L45(85)
1621	1621	1621	2373	2373	2373	6772	6772	6772

Glare Table

Glare	Quality	Service Values Illuminance(lx)							
1.15	A	2000	1000	500	<=300				
1.5	B		2000	1000	500	<=300			
1.85	C			2000	1000	500	<=300		
2.2	D				2000	1000	500	<=300	
2.55	E					2000	1000	500	<=300
		a	b	c	d	e	f	g	h

Luminance Limiting Curve



Illumination assessment according UGR											
Rf of Ceiling	70	70	50	50	30	70	70	50	50	30	
Rf of Wall	50	30	50	30	30	50	30	50	30	30	
Rf of Floor	20	20	20	20	20	20	20	20	20	20	
Room dimensions		Viewed crosswise					Viewed endwise				
X	Y										
2H	2H	7.86	8.76	8.27	9.11	9.48	6.48	7.38	6.89	7.73	8.10
	3H	8.37	9.16	8.80	9.55	9.94	7.21	8.00	7.64	8.38	8.78
	4H	8.87	9.60	9.31	10.00	10.42	7.86	8.59	8.30	8.99	9.41
	6H	9.69	10.36	10.15	10.78	11.23	8.88	9.55	9.34	9.97	10.42
	8H	10.27	10.91	10.73	11.34	11.80	9.57	10.21	10.03	10.64	11.10
	12H	11.05	11.65	11.51	12.09	12.56	10.45	11.06	10.92	11.49	11.96
4H	2H	7.81	8.54	8.25	8.94	9.36	6.56	7.29	7.00	7.69	8.11
	3H	8.55	9.17	9.01	9.60	10.07	7.57	8.19	8.04	8.63	9.09
	4H	9.33	9.87	9.81	10.33	10.83	8.53	9.06	9.00	9.52	10.02
	6H	10.43	10.91	10.95	11.40	11.90	9.83	10.30	10.34	10.79	11.29
	8H	11.23	11.67	11.76	12.17	12.69	10.72	11.15	11.24	11.65	12.17
	12H	12.25	12.65	12.78	13.14	13.71	11.81	12.21	12.34	12.71	13.27
8H	4H	9.59	10.03	10.11	10.52	11.05	8.90	9.33	9.42	9.83	10.35
	6H	11.01	11.36	11.55	11.88	12.44	10.52	10.88	11.06	11.39	11.95
	8H	12.08	12.38	12.65	12.93	13.48	11.68	11.98	12.25	12.54	13.08
	12H	13.37	13.59	13.94	14.14	14.71	13.03	13.26	13.61	13.81	14.38
12H	4H	9.68	10.08	10.21	10.57	11.14	9.02	9.42	9.55	9.91	10.48
	6H	11.26	11.55	11.83	12.11	12.66	10.81	11.11	11.38	11.67	12.21
	8H	12.41	12.63	12.99	13.19	13.75	12.05	12.28	12.63	12.83	13.40
Variation with the observer position at spacings:											
S = 1.0H	1.7/-1.2					1.7/-1.2					
S = 1.5H	2.0/-1.3					2.0/-1.3					
S = 2.0H	2.2/-1.2					2.2/-1.2					
Standard tables:	BKBF					BKBF					
Uncorrected UGR	-5.3					-5.3					

依据CIE Publ. 117 计算 UGR, S/H = 0.25