



lumini Solucoes em Iluminacao LTDA
www.lumini.com.br
Email:laboratorio@lumini.com.br
Tel:+55 11 3437-5555 Fax:+55 11 3437-5555
Address:Rua Ferreira Viana, 716 - Socorro - São Paulo/SP

lumini

LumCAT:

Luminaire: concentra flex 50 c serie 3 fm

LampCAT: modulo led 18W 30K irc 90

Ballast type: led driver 700mA

Report No:

Voltage(V): 127.7400

Test No:

Current(A): 0.1580

Number of Lamps: 1

Power (W): 19.9040

Lamp flux(lm): 2145.0

PF: 0.9890

Length(mm): 468

Width(mm): 17

Phm Type: C

Height(mm): 0

Photometric Results

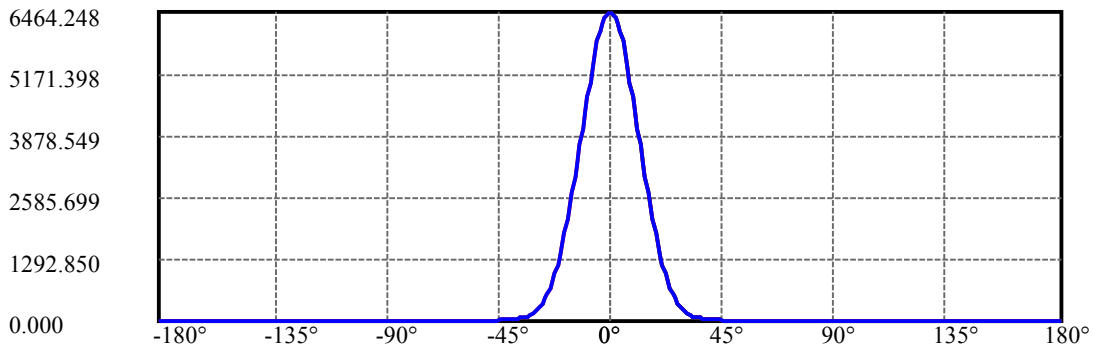
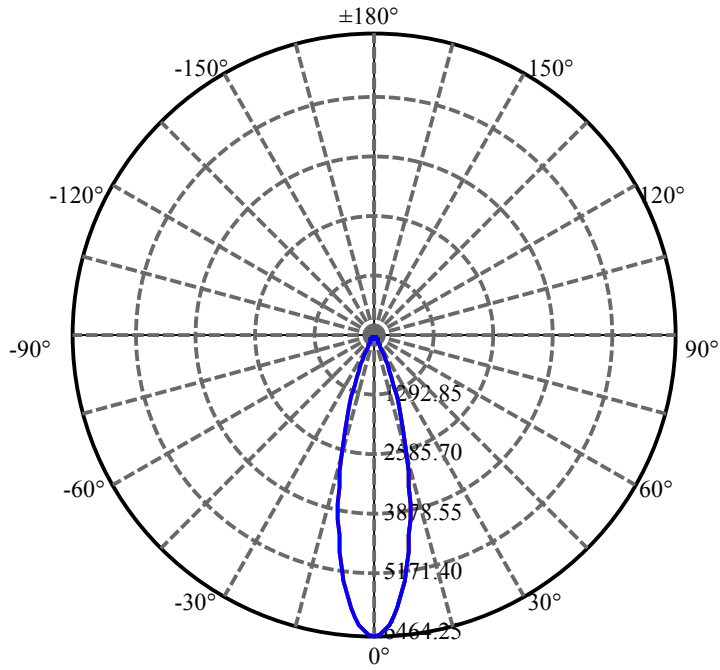
Lumens(lm): 1644.28, Efficiency(%): 76.66% , Luminous Efficacy(lm/W): 82.61

Central intensity(cd): 6464.248, Maximum intensity(cd): 6464.248

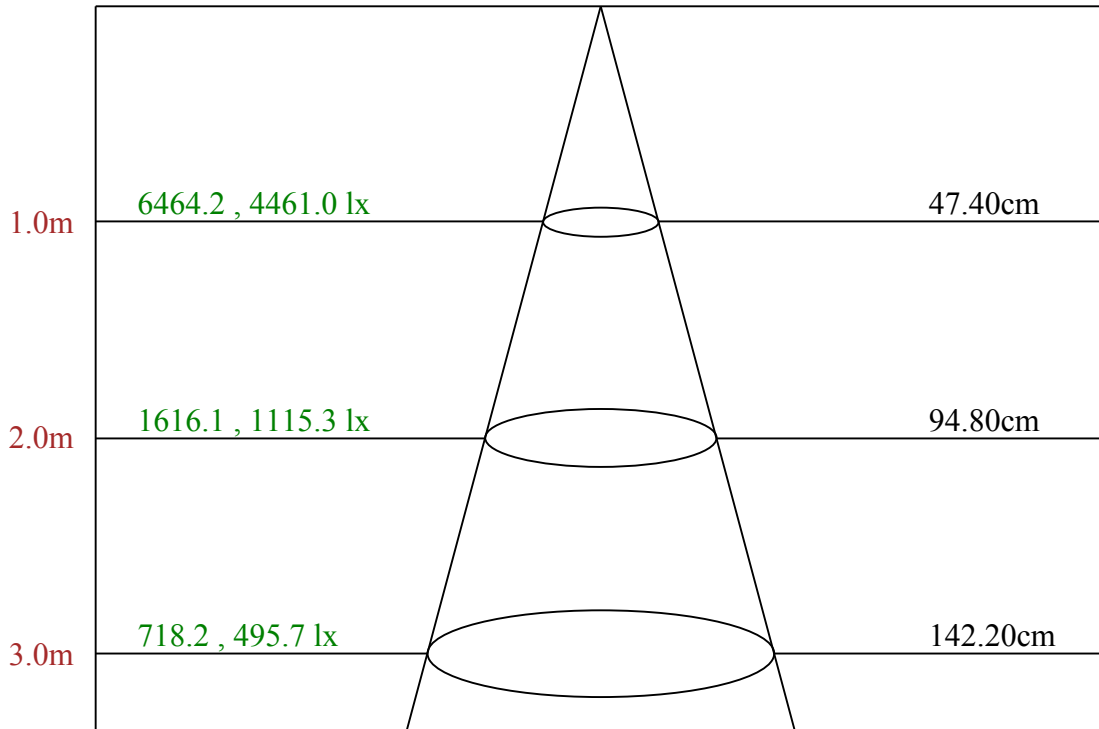
Angle of maximum intensity: $C=0.0$ $\gamma=0.0$

Beam angle of C0 plane : 26.67

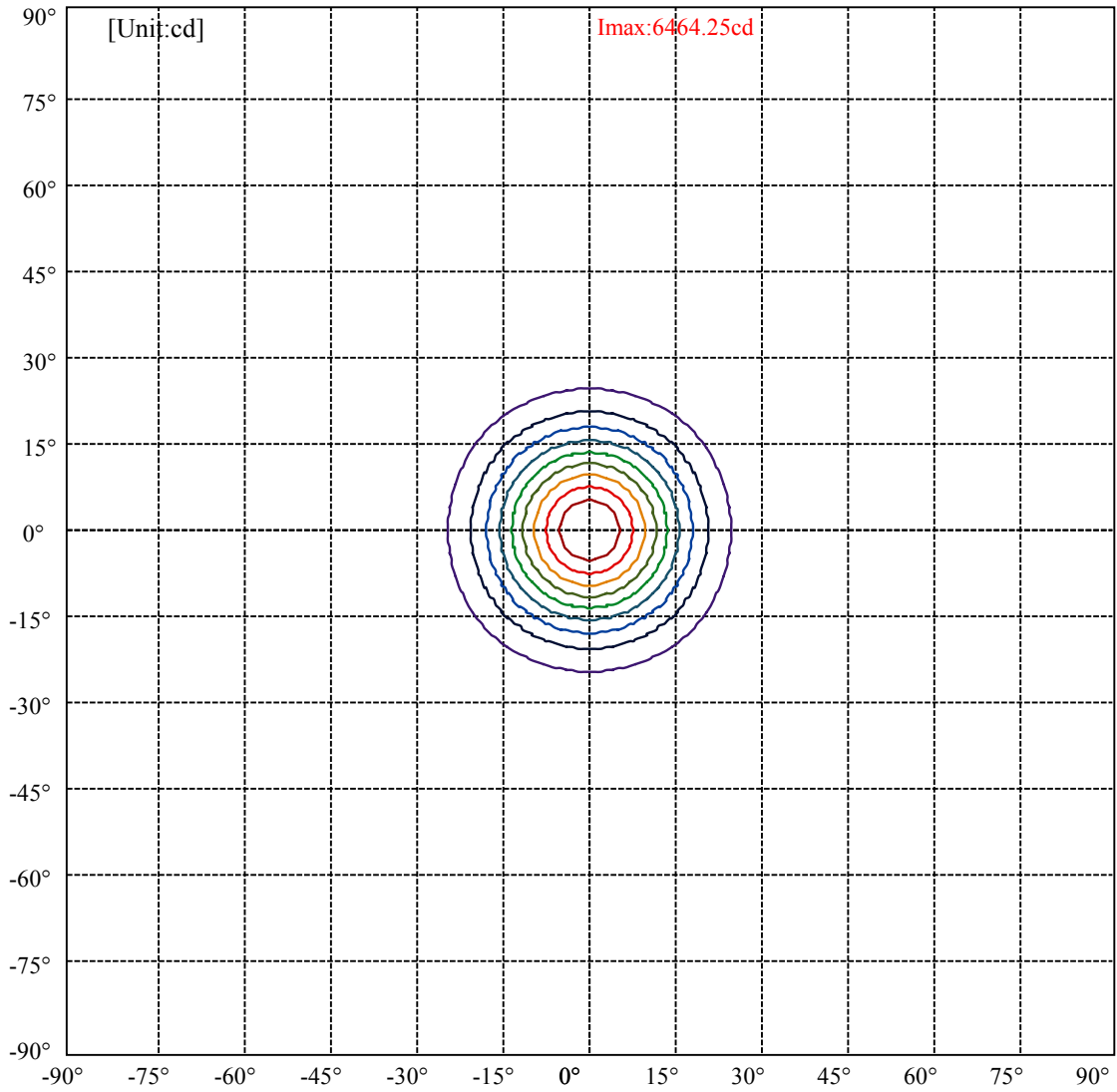
Aveage BeamAngle(IEC 61341):26.67



C0(Max): —————
C0/C180: —————
C90/C270: —————



Max , Ave Beam angle of C0 plane 26.67



(10%Imax) 646.425	—
(20%Imax) 1292.85	—
(30%Imax) 1939.27	—
(40%Imax) 2585.7	—
(50%Imax) 3232.12	—
(60%Imax) 3878.55	—
(70%Imax) 4524.97	—
(80%Imax) 5171.4	—
(90%Imax) 5817.82	—

lumini

Luminance Limiting Curve(no luminous side)

Luminance Table

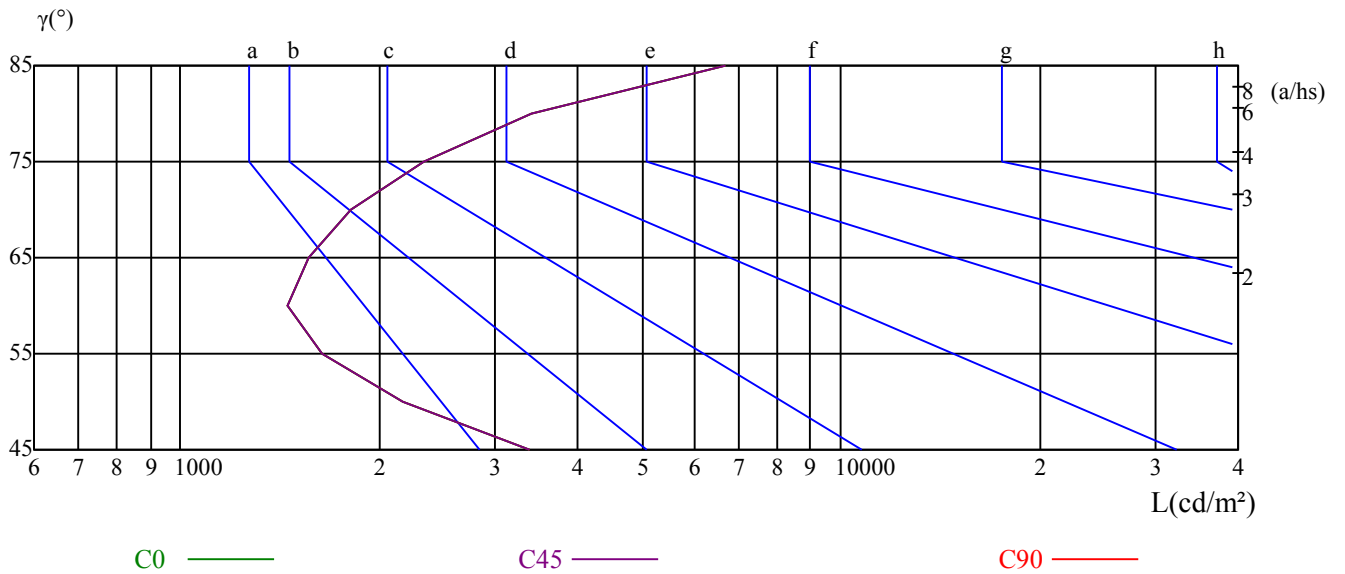
γ	45	50	55	60	65	70	75	80	85
C0	3386	2176	1643	1456	1559	1813	2329	3407	6712
C45	3386	2176	1643	1456	1559	1813	2329	3407	6712
C90	3386	2176	1643	1456	1559	1813	2329	3407	6712

L(Hor)(65)	L(Ver)(65)	L45(65)	L(Hor)(75)	L(Ver)(75)	L45(75)	L(Hor)(85)	L(Ver)(85)	L45(85)
1559	1559	1559	2329	2329	2329	6712	6712	6712

Glare Table

Glare	Quality	Service Values Illuminance(lx)							
1.15	A	2000	1000	500	<=300				
1.5	B		2000	1000	500	<=300			
1.85	C			2000	1000	500	<=300		
2.2	D				2000	1000	500	<=300	
2.55	E					2000	1000	500	<=300
		a	b	c	d	e	f	g	h

Luminance Limiting Curve



Illumination assessment according UGR											
Rf of Ceiling	70	70	50	50	30	70	70	50	50	30	
Rf of Wall	50	30	50	30	30	50	30	50	30	30	
Rf of Floor	20	20	20	20	20	20	20	20	20	20	
Room dimensions		Viewed crosswise					Viewed endwise				
X	Y										
2H	2H	8.37	9.26	8.77	9.61	9.98	9.14	10.03	9.54	10.39	10.75
	3H	8.68	9.47	9.10	9.85	10.24	9.35	10.15	9.78	10.52	10.92
	4H	9.05	9.78	9.48	10.18	10.59	9.64	10.37	10.08	10.77	11.18
	6H	9.75	10.42	10.20	10.83	11.28	10.22	10.89	10.67	11.30	11.75
	8H	10.25	10.89	10.71	11.32	11.77	10.65	11.29	11.10	11.71	12.17
	12H	10.95	11.56	11.42	11.99	12.46	11.26	11.87	11.72	12.30	12.77
4H	2H	8.24	8.97	8.67	9.37	9.78	8.97	9.70	9.41	10.10	10.51
	3H	8.74	9.36	9.20	9.79	10.25	9.34	9.96	9.80	10.39	10.86
	4H	9.37	9.91	9.85	10.37	10.86	9.86	10.40	10.34	10.86	11.35
	6H	10.35	10.82	10.86	11.31	11.81	10.70	11.17	11.21	11.66	12.16
	8H	11.09	11.52	11.61	12.02	12.54	11.36	11.79	11.88	12.29	12.81
	12H	12.05	12.45	12.57	12.94	13.50	12.24	12.64	12.76	13.13	13.69
8H	4H	9.58	10.02	10.10	10.51	11.03	10.02	10.46	10.54	10.95	11.47
	6H	10.87	11.22	11.41	11.74	12.30	11.15	11.51	11.69	12.02	12.58
	8H	11.88	12.17	12.45	12.73	13.27	12.08	12.38	12.65	12.93	13.48
	12H	13.12	13.34	13.69	13.89	14.46	13.24	13.47	13.82	14.02	14.59
12H	4H	9.66	10.06	10.18	10.55	11.11	10.08	10.48	10.61	10.97	11.54
	6H	11.11	11.40	11.67	11.96	12.50	11.37	11.67	11.94	12.22	12.76
	8H	12.20	12.42	12.77	12.97	13.54	12.38	12.60	12.95	13.15	13.72
Variation with the observer position at spacings:											
S = 1.0H		3.0/-2.0					3.0/-2.0				
S = 1.5H		3.7/-1.7					3.7/-1.7				
S = 2.0H		4.2/-1.5					4.2/-1.5				
Standard tables:		BKBF					BKBF				
Uncorrected UGR		-4.7					-4.7				

依据CIE Publ. 117 计算 UGR, S/H = 0.25