



lumini Solucoes em Iluminacao LTDA
www.lumini.com.br
Email:laboratorio@lumini.com.br
Tel:+55 11 3437-5555 Fax:+55 11 3437-5555
Address:Rua Ferreira Viana, 716 - Socorro - São Paulo/SP

lumini

LumCAT:

Luminaire: concentra flex 50 c serie 3 fm

LampCAT: modulo led 36W 30K irc 90

Ballast type: led driver 700mA

Report No:

Voltage(V): 127.6300

Test No:

Current(A): 0.3020

Number of Lamps: 1

Power (W): 38.3570

Lamp flux(lm): 4072.0

PF: 0.9940

Length(mm): 468

Width(mm): 17

Phm Type: C

Height(mm): 0

Photometric Results

Lumens(lm): 2940.64, Efficiency(%): 72.22% , Luminous Efficacy(lm/W): 76.66

Central intensity(cd): 11524.200, Maximum intensity(cd): 11524.200

Angle of maximum intensity: C=0.0 γ =0.0

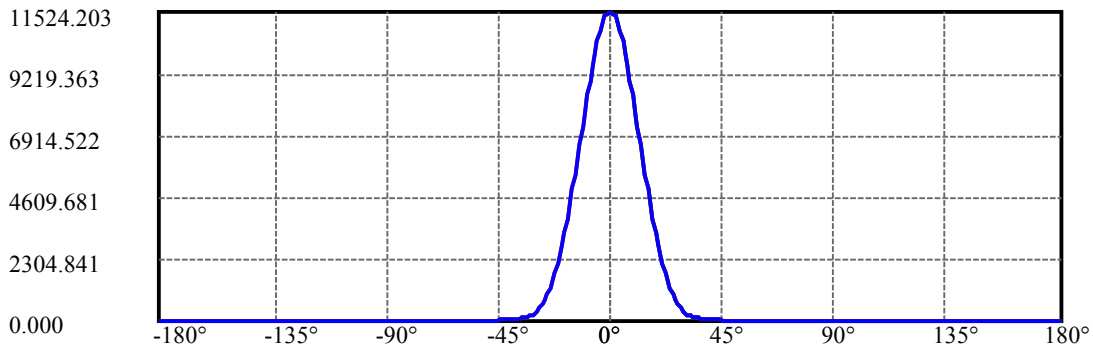
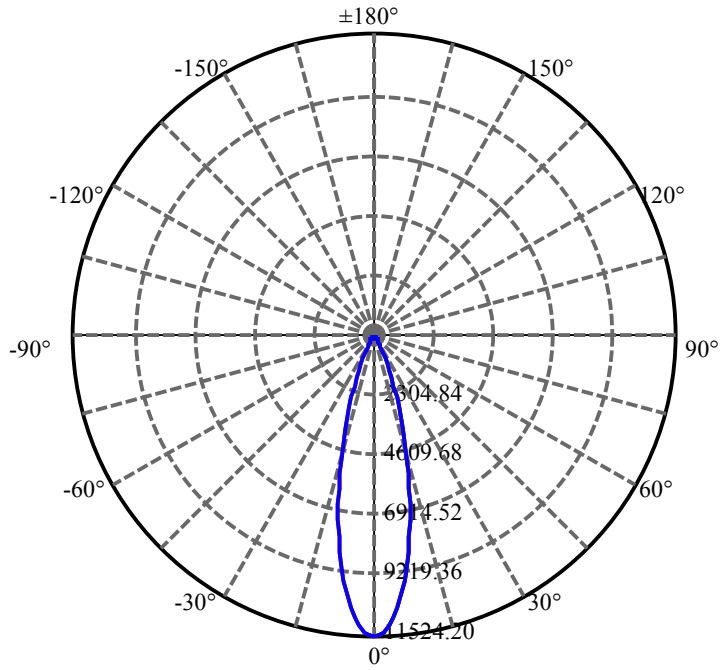
Beam angle of C0 plane : 26.92

Aveage BeamAngle(IEC 61341):26.92

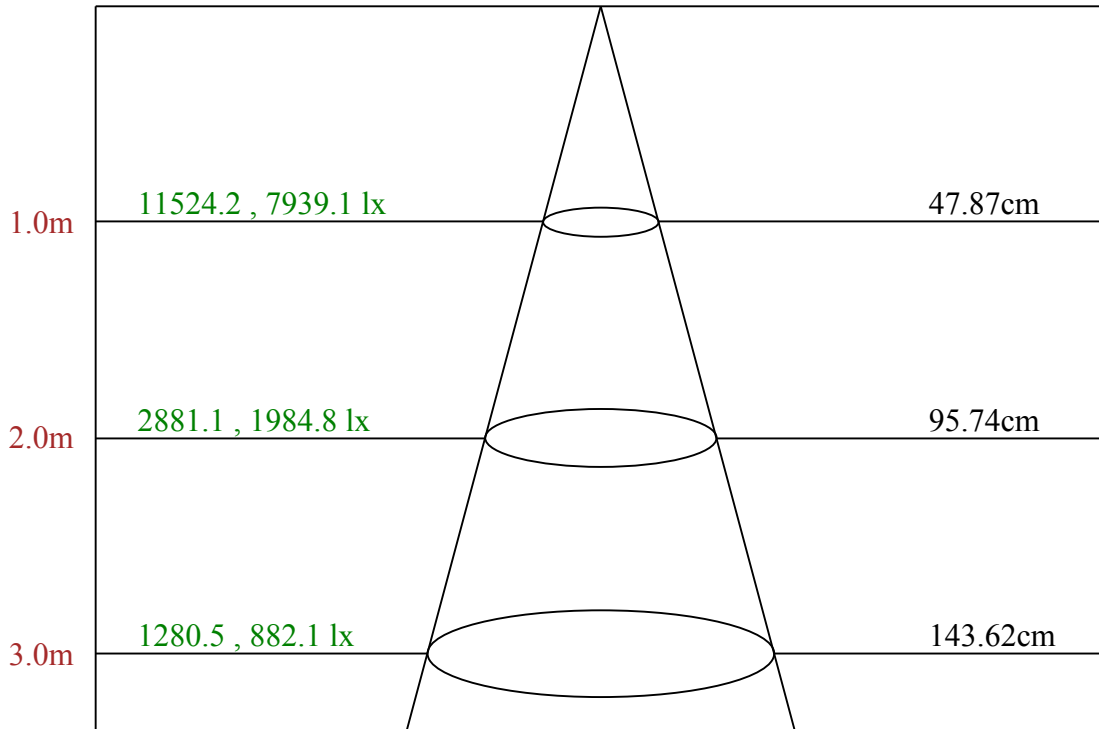
Equipment: equipamento lumini
Temperature(°C): 25.5

Date: 09/05/2025
Humidity(%): 60.0%

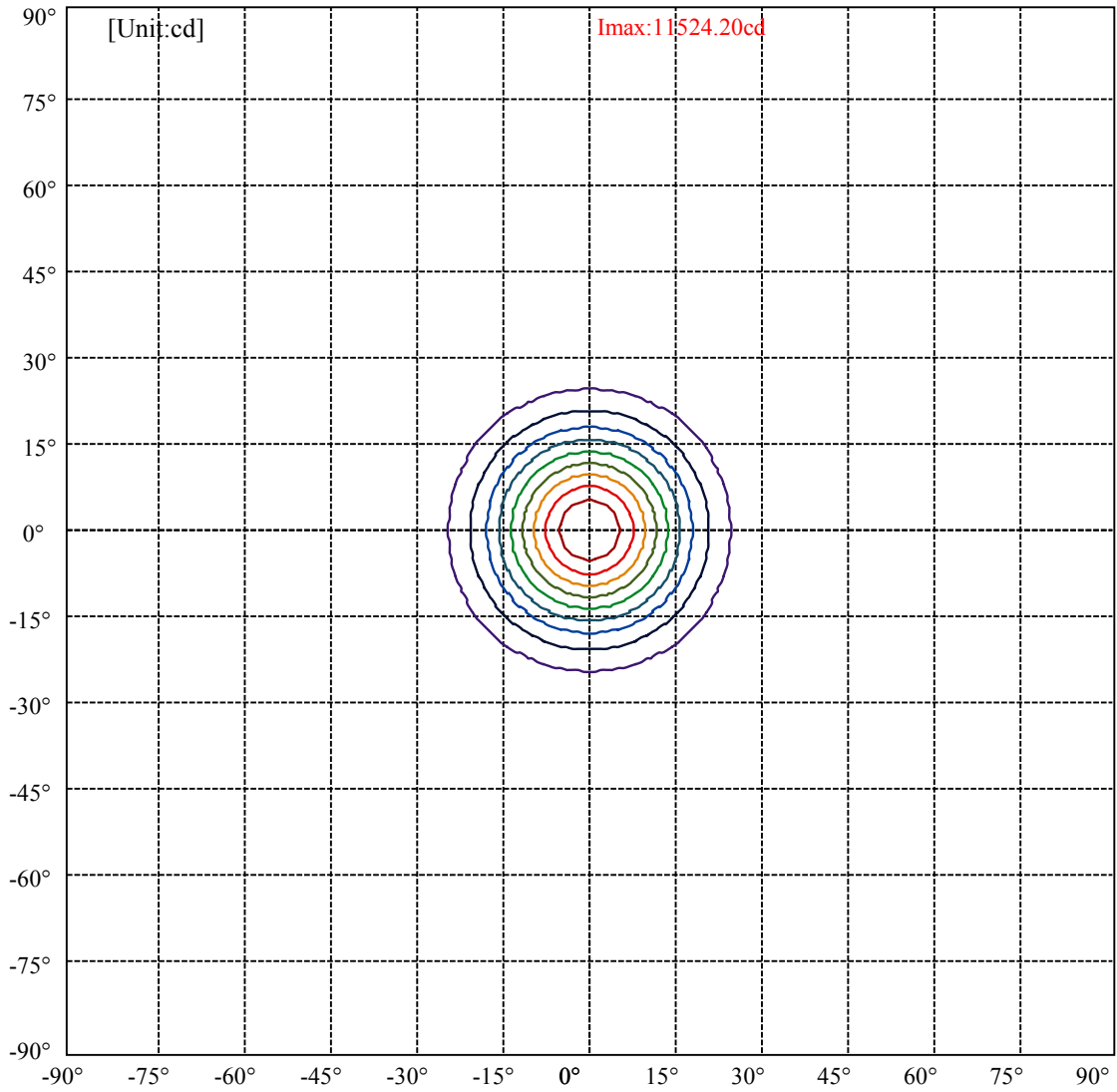
Operator: 01
Distance(m): 6.90



C0(Max): —————
C0/C180: —————
C90/C270: —————



Max , Ave Beam angle of C0 plane 26.92



(10%I _{max}) 1152.42	—
(20%I _{max}) 2304.84	—
(30%I _{max}) 3457.26	—
(40%I _{max}) 4609.68	—
(50%I _{max}) 5762.1	—
(60%I _{max}) 6914.52	—
(70%I _{max}) 8066.94	—
(80%I _{max}) 9219.36	—
(90%I _{max}) 10371.8	—

lumini

Luminance Limiting Curve(no luminous side)

Luminance Table

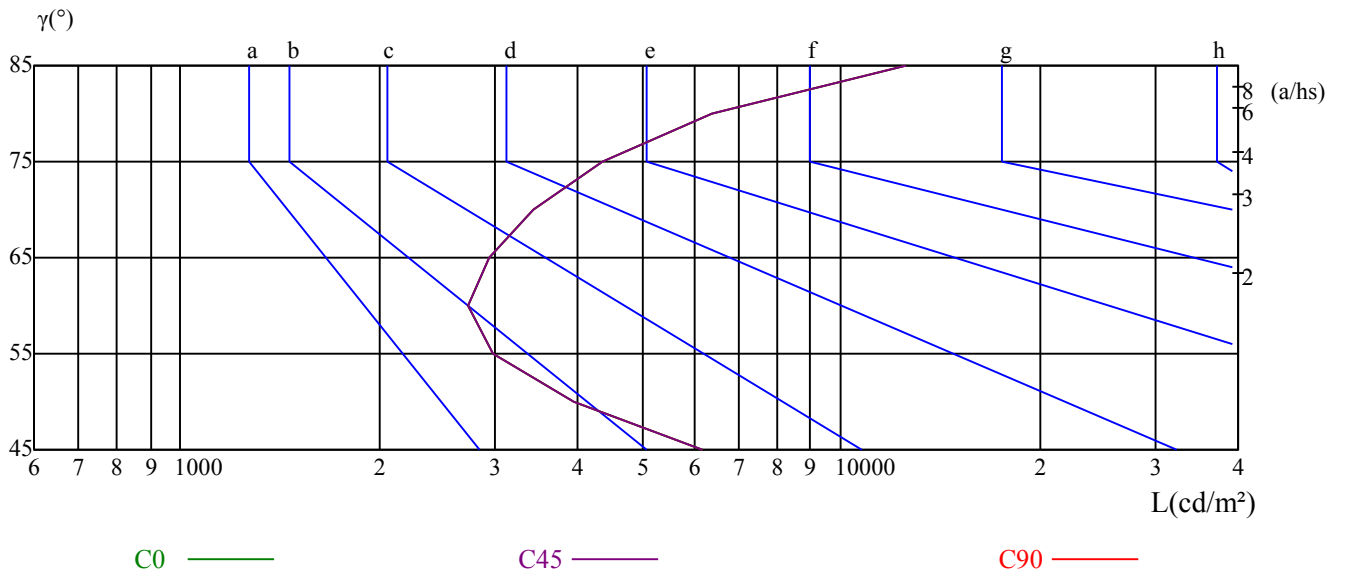
γ	45	50	55	60	65	70	75	80	85
C0	6155	3932	2970	2733	2931	3414	4370	6384	12531
C45	6155	3932	2970	2733	2931	3414	4370	6384	12531
C90	6155	3932	2970	2733	2931	3414	4370	6384	12531

L(Hor)(65)	L(Ver)(65)	L45(65)	L(Hor)(75)	L(Ver)(75)	L45(75)	L(Hor)(85)	L(Ver)(85)	L45(85)
2931	2931	2931	4370	4370	4370	12531	12531	12531

Glare Table

Glare	Quality	Service Values Illuminance(lx)							
1.15	A	2000	1000	500	<=300				
1.5	B		2000	1000	500	<=300			
1.85	C			2000	1000	500	<=300		
2.2	D				2000	1000	500	<=300	
2.55	E					2000	1000	500	<=300
		a	b	c	d	e	f	g	h

Luminance Limiting Curve



Illumination assessment according UGR											
Rf of Ceiling	70	70	50	50	30	70	70	50	50	30	
Rf of Wall	50	30	50	30	30	50	30	50	30	30	
Rf of Floor	20	20	20	20	20	20	20	20	20	20	
Room dimensions		Viewed crosswise					Viewed endwise				
X	Y										
2H	2H	10.70	11.59	11.10	11.95	12.32	11.00	11.90	11.41	12.25	12.62
	3H	11.02	11.82	11.45	12.20	12.60	11.27	12.06	11.69	12.44	12.84
	4H	11.41	12.15	11.85	12.54	12.96	11.60	12.34	12.04	12.73	13.15
	6H	12.12	12.80	12.58	13.21	13.66	12.23	12.91	12.69	13.33	13.77
	8H	12.63	13.28	13.09	13.70	14.16	12.70	13.34	13.16	13.77	14.22
	12H	13.34	13.95	13.81	14.38	14.85	13.35	13.95	13.81	14.39	14.86
4H	2H	10.57	11.30	11.01	11.70	12.12	10.85	11.59	11.29	11.99	12.40
	3H	11.09	11.71	11.55	12.14	12.61	11.30	11.92	11.76	12.35	12.82
	4H	11.74	12.28	12.22	12.74	13.24	11.88	12.42	12.36	12.88	13.38
	6H	12.74	13.21	13.25	13.70	14.20	12.79	13.26	13.30	13.75	14.25
	8H	13.47	13.91	14.00	14.41	14.93	13.48	13.92	14.00	14.41	14.94
	12H	14.44	14.84	14.97	15.33	15.90	14.39	14.79	14.92	15.28	15.85
8H	4H	11.95	12.39	12.47	12.88	13.40	12.08	12.51	12.60	13.01	13.53
	6H	13.25	13.61	13.80	14.13	14.68	13.29	13.65	13.83	14.16	14.72
	8H	14.27	14.56	14.84	15.12	15.66	14.26	14.55	14.82	15.11	15.65
	12H	15.51	15.74	16.09	16.29	16.86	15.44	15.67	16.02	16.22	16.79
12H	4H	12.03	12.43	12.55	12.92	13.49	12.15	12.55	12.68	13.04	13.61
	6H	13.49	13.79	14.06	14.34	14.89	13.53	13.82	14.09	14.38	14.92
	8H	14.58	14.81	15.16	15.36	15.93	14.57	14.79	15.15	15.35	15.92
Variation with the observer position at spacings:											
S = 1.0H	2.8/-1.9					2.8/-1.9					
S = 1.5H	3.5/-1.6					3.5/-1.6					
S = 2.0H	3.9/-1.5					3.9/-1.5					
Standard tables:	BKBF					BKBF					
Uncorrected UGR	-2.5					-2.5					

依据CIE Publ. 117 计算 UGR, S/H = 0.25