



lumini Solucoes em Iluminacao LTDA
www.lumini.com.br
Email:laboratorio@lumini.com.br
Tel:+55 11 3437-5555 Fax:+55 11 3437-5555
Address:Rua Ferreira Viana, 716 - Socorro - São Paulo/SP

lumini

LumCAT:

Luminaire: concentra flex 8 c serie 3 fa

LampCAT: modulo led 3W 30K irc 90

Ballast type: led driver 350mA

Report No:

Voltage(V): 127.9300

Test No:

Current(A): 0.0630

Number of Lamps: 1

Power (W): 3.7990

Lamp flux(lm): 395.0

PF: 0.4700

Length(mm): 70

Width(mm): 17

Phm Type: C

Height(mm): 0

Photometric Results

Lumens(lm): 244.37, Efficiency(%): 61.87% , Luminous Efficacy(lm/W): 64.32

Central intensity(cd): 344.934, Maximum intensity(cd): 344.934

Angle of maximum intensity: $C=0.0$ $\gamma=0.0$

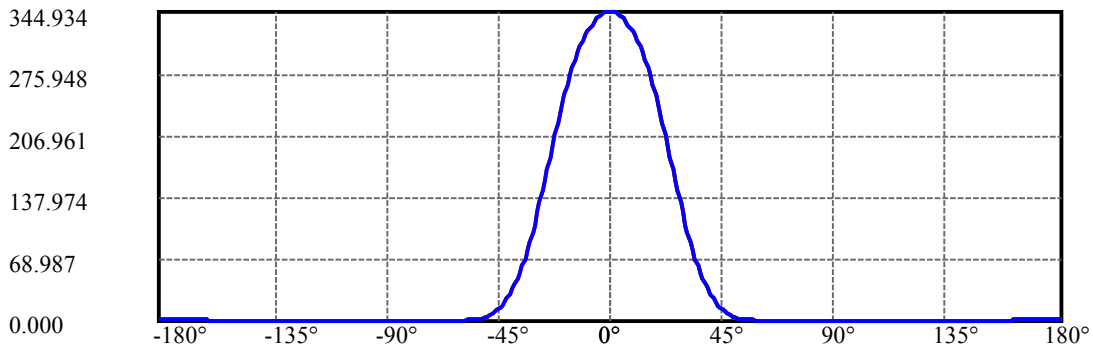
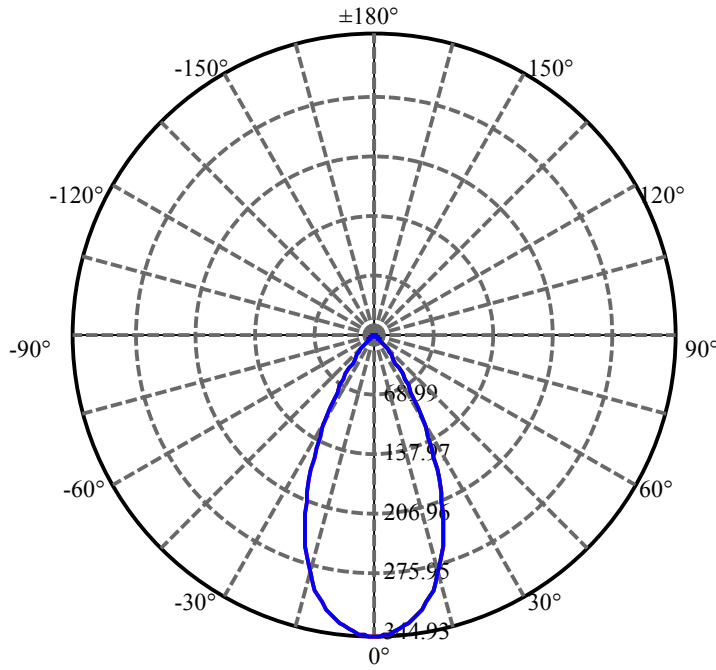
Beam angle of C0 plane : 49.47

Aveage BeamAngle(IEC 61341):49.47

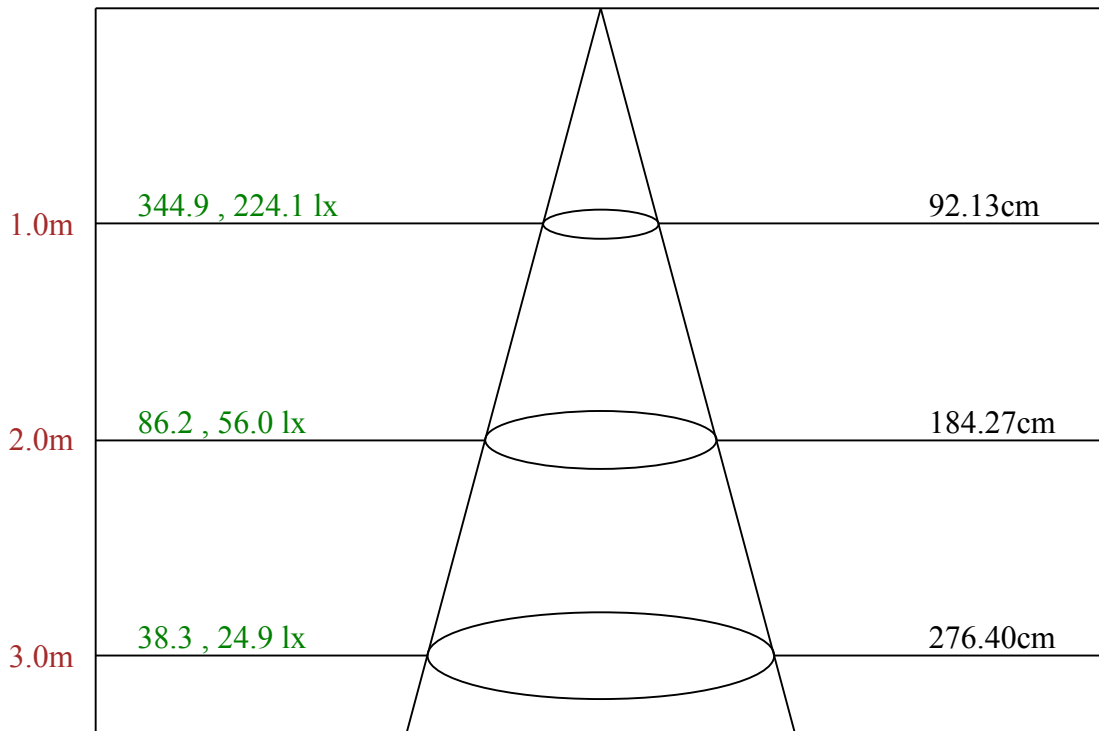
Equipment: equipamento lumini
Temperature(°C): 25.5

Date: 14/05/2025
Humidity(%): 60.0%

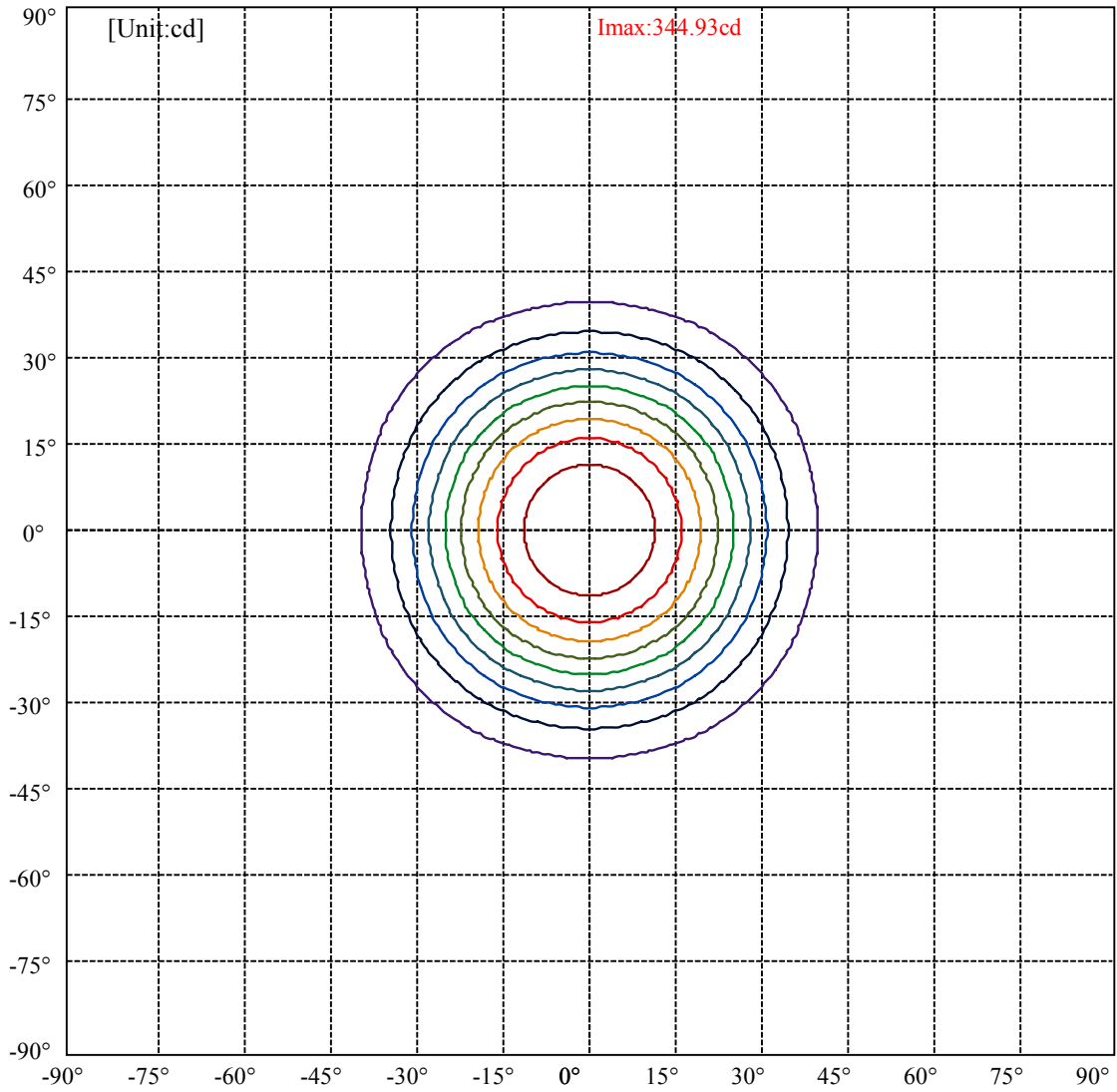
Operator: 01
Distance(m): 6.90



C0(Max): —
C0/C180: —
C90/C270: —



Max , Ave Beam angle of C0 plane 49.47



(10%Imax) 34.4934	—
(20%Imax) 68.9869	—
(30%Imax) 103.48	—
(40%Imax) 137.974	—
(50%Imax) 172.467	—
(60%Imax) 206.961	—
(70%Imax) 241.454	—
(80%Imax) 275.948	—
(90%Imax) 310.441	—

lumini

Luminance Limiting Curve(no luminous side)

Luminance Table

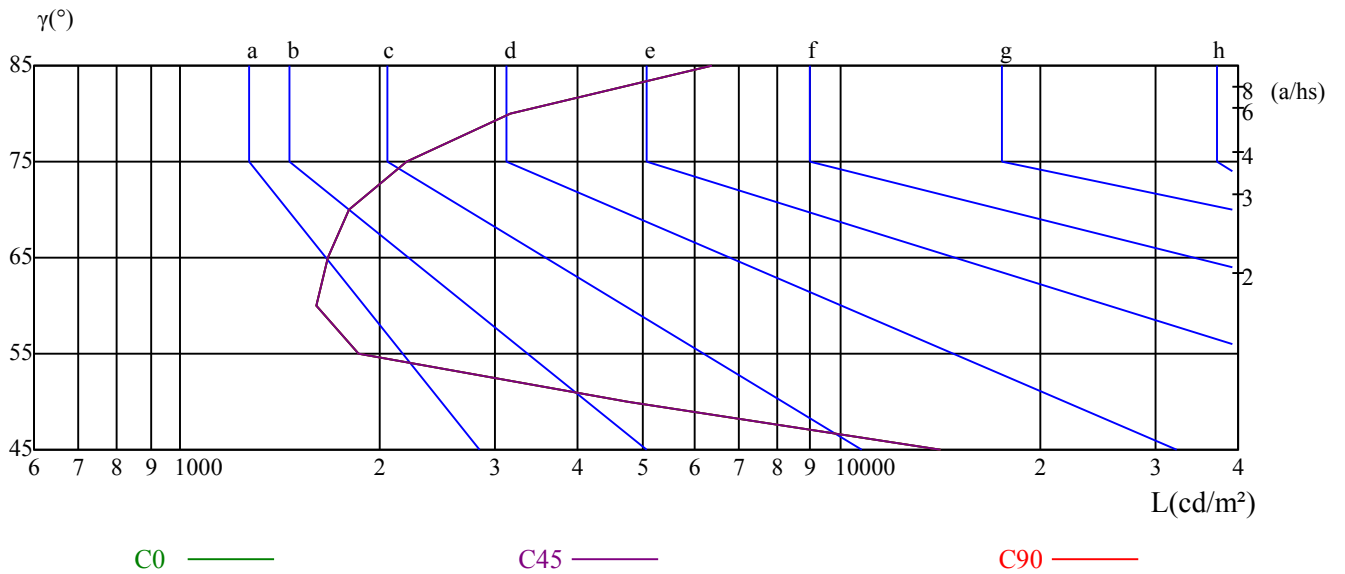
γ	45	50	55	60	65	70	75	80	85
C0	14131	4738	1866	1610	1669	1799	2203	3168	6369
C45	14131	4738	1866	1610	1669	1799	2203	3168	6369
C90	14131	4738	1866	1610	1669	1799	2203	3168	6369

L(Hor)(65)	L(Ver)(65)	L45(65)	L(Hor)(75)	L(Ver)(75)	L45(75)	L(Hor)(85)	L(Ver)(85)	L45(85)
1669	1669	1669	2203	2203	2203	6369	6369	6369

Glare Table

Glare	Quality	Service Values Illuminance(lx)							
1.15	A	2000	1000	500	<=300				
1.5	B		2000	1000	500	<=300			
1.85	C			2000	1000	500	<=300		
2.2	D				2000	1000	500	<=300	
2.55	E					2000	1000	500	<=300
		a	b	c	d	e	f	g	h

Luminance Limiting Curve



Illumination assessment according UGR											
Rf of Ceiling	70	70	50	50	30	70	70	50	50	30	
Rf of Wall	50	30	50	30	30	50	30	50	30	30	
Rf of Floor	20	20	20	20	20	20	20	20	20	20	
Room dimensions		Viewed crosswise					Viewed endwise				
X	Y										
2H	2H	20.02	20.96	20.42	21.32	21.68	20.60	21.54	21.00	21.89	22.26
	3H	19.83	20.66	20.25	21.04	21.43	20.41	21.24	20.83	21.62	22.02
	4H	19.74	20.51	20.17	20.90	21.32	20.32	21.09	20.75	21.48	21.90
	6H	19.68	20.38	20.13	20.80	21.24	20.25	20.96	20.71	21.38	21.82
	8H	19.63	20.30	20.09	20.73	21.18	20.21	20.88	20.66	21.30	21.76
	12H	19.61	20.24	20.07	20.68	21.14	20.17	20.81	20.64	21.25	21.71
4H	2H	19.71	20.48	20.15	20.88	21.29	20.29	21.06	20.73	21.45	21.87
	3H	19.48	20.13	19.95	20.56	21.03	20.06	20.71	20.53	21.14	21.61
	4H	19.43	19.99	19.91	20.45	20.95	20.01	20.57	20.48	21.03	21.52
	6H	19.35	19.84	19.85	20.33	20.82	19.92	20.41	20.43	20.90	21.40
	8H	19.34	19.80	19.86	20.29	20.81	19.91	20.36	20.43	20.86	21.38
	12H	19.38	19.80	19.90	20.29	20.85	19.93	20.35	20.46	20.84	21.41
8H	4H	19.25	19.70	19.77	20.20	20.72	19.82	20.28	20.34	20.77	21.29
	6H	19.18	19.55	19.72	20.06	20.62	19.74	20.12	20.28	20.63	21.19
	8H	19.25	19.56	19.81	20.12	20.66	19.81	20.12	20.37	20.67	21.22
	12H	19.35	19.59	19.92	20.14	20.70	19.88	20.12	20.45	20.67	21.24
12H	4H	19.20	19.62	19.72	20.11	20.67	19.77	20.19	20.30	20.68	21.24
	6H	19.18	19.49	19.74	20.05	20.59	19.74	20.05	20.31	20.61	21.15
	8H	19.23	19.47	19.80	20.02	20.58	19.78	20.02	20.35	20.57	21.14
Variation with the observer position at spacings:											
S = 1.0H	4.8/-10.2					4.8/-10.2					
S = 1.5H	7.4/-8.4					7.4/-8.4					
S = 2.0H	9.2/-7.1					9.2/-7.1					
Standard tables:	BK1					BK1					
Uncorrected UGR	-1.1					-1.1					

依据CIE Publ. 117 计算 UGR, S/H = 0.25