



lumini Solucoes em Iluminacao LTDA
www.lumini.com.br
Email:laboratorio@lumini.com.br
Tel:+55 11 3437-5555 Fax:+55 11 3437-5555
Address:Rua Ferreira Viana, 716 - Socorro - São Paulo/SP

lumini

LumCAT:

Luminaire: concentra flex 8 c serie 3 fc

LampCAT: modulo led 3W 30K irc 90

Ballast type: led driver 350mA

Report No:

Voltage(V): 127.9200

Test No:

Current(A): 0.0630

Number of Lamps: 1

Power (W): 3.7970

Lamp flux(lm): 395.0

PF: 0.4700

Length(mm): 70

Width(mm): 17

Phm Type: C

Height(mm): 0

Photometric Results

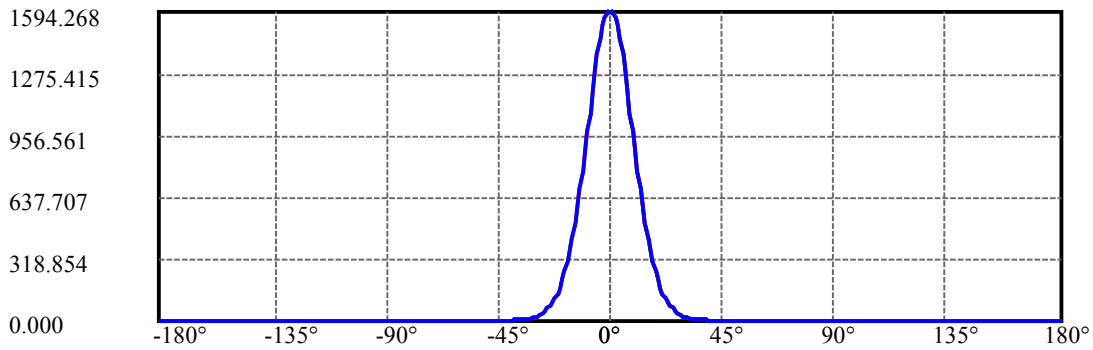
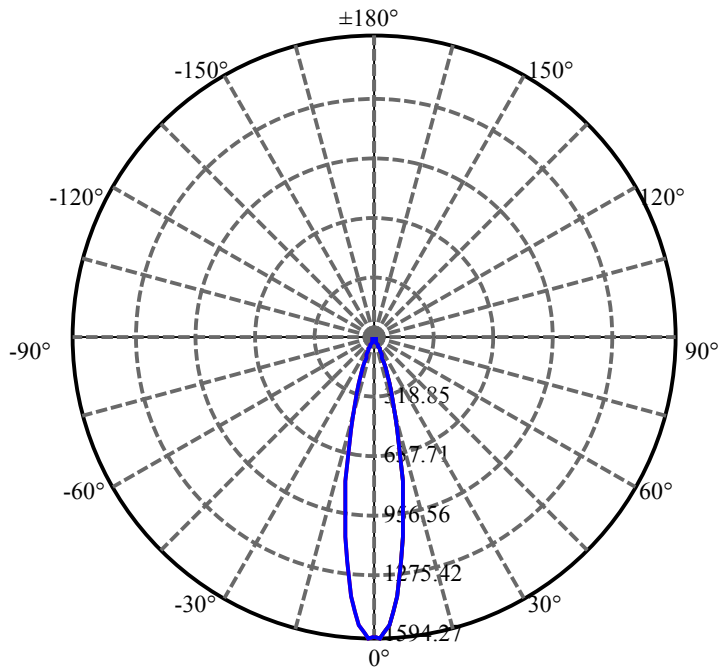
Lumens(lm): 287.03, Efficiency(%): 72.67% , Luminous Efficacy(lm/W): 75.59

Central intensity(cd): 1581.604, Maximum intensity(cd): 1594.268

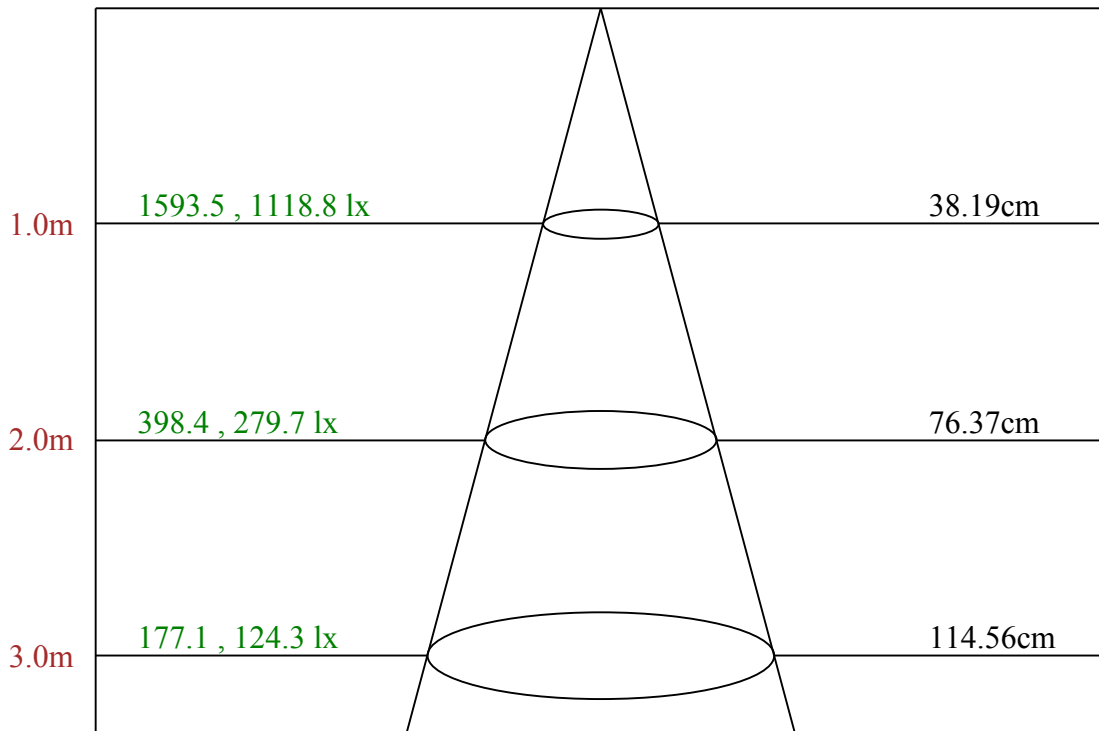
Angle of maximum intensity: $C=0.0$ $\gamma=1.0$

Beam angle of C0 plane : 21.62

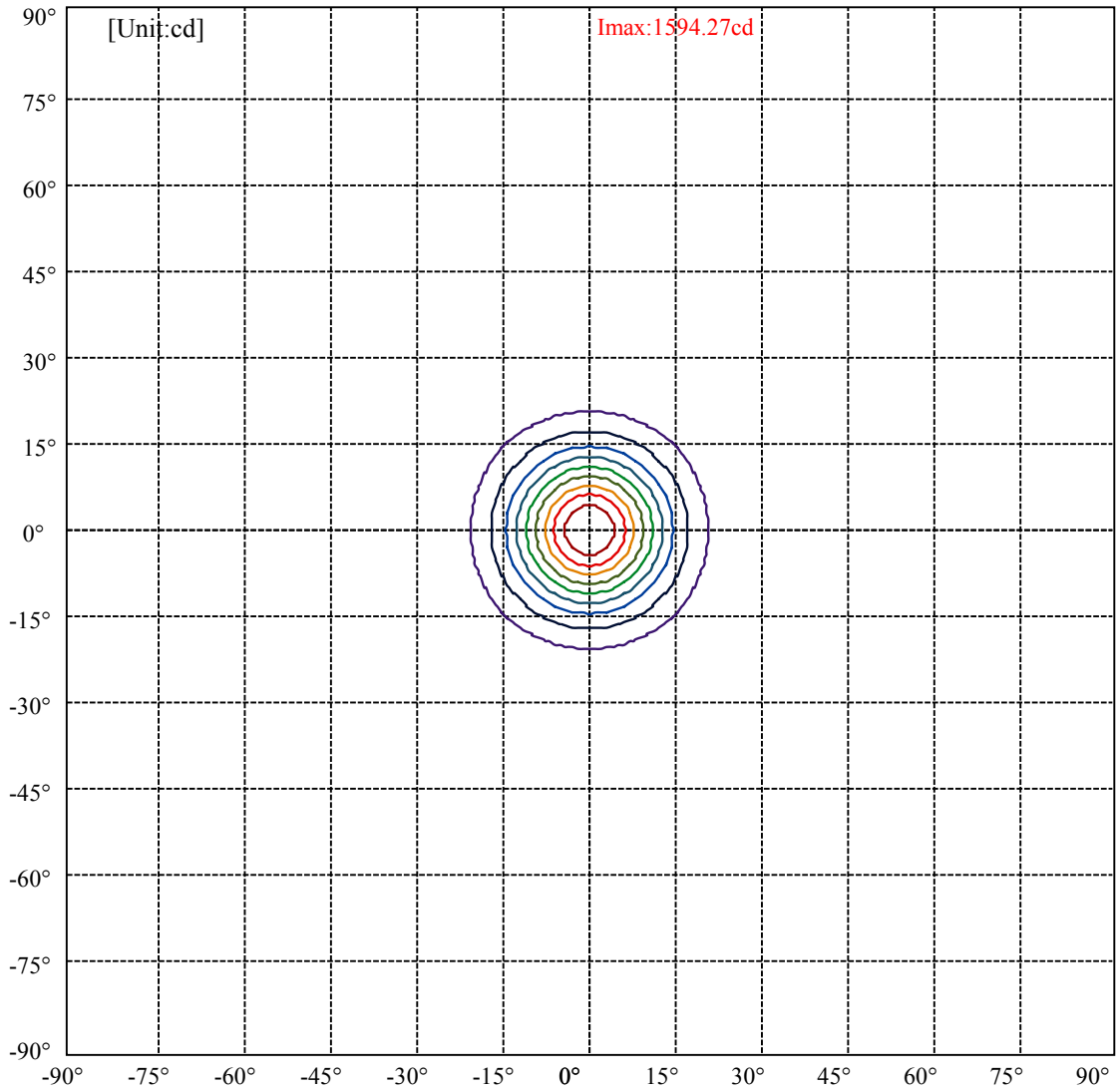
Aveage BeamAngle(IEC 61341):21.62



C0(Max): —
C0/C180: —
C90/C270: —



Max , Ave Beam angle of C0 plane 21.62



(10%Imax) 159.427	—
(20%Imax) 318.854	—
(30%Imax) 478.281	—
(40%Imax) 637.707	—
(50%Imax) 797.134	—
(60%Imax) 956.561	—
(70%Imax) 1115.99	—
(80%Imax) 1275.41	—
(90%Imax) 1434.84	—

lumini

Luminance Limiting Curve(no luminous side)

Luminance Table

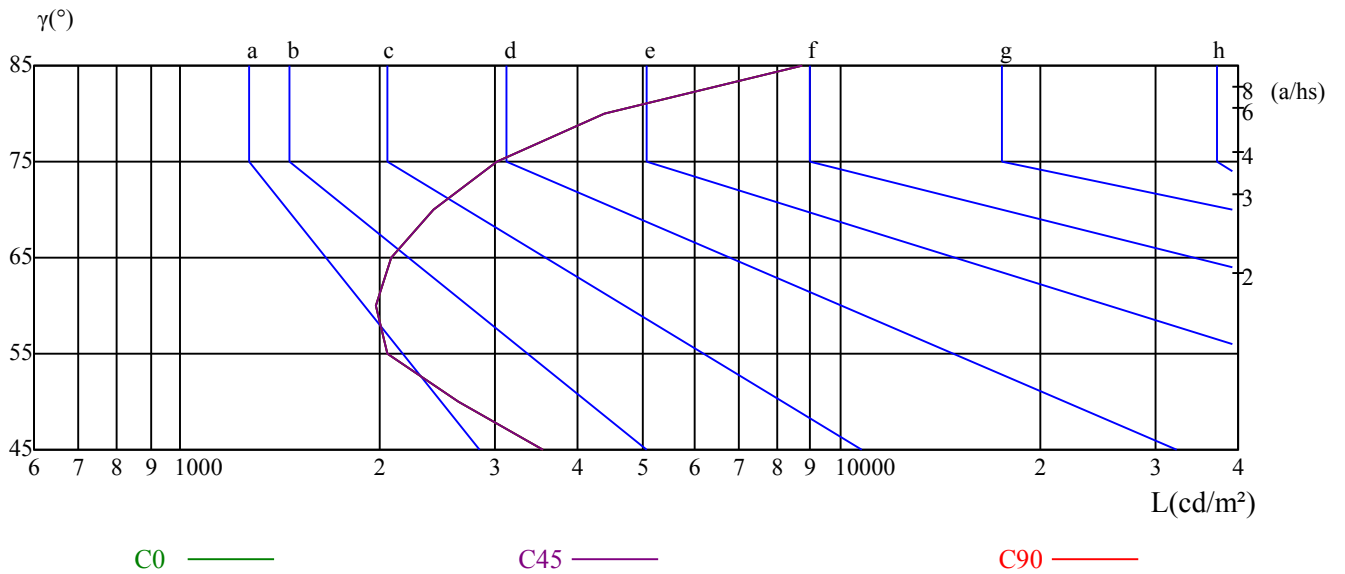
γ	45	50	55	60	65	70	75	80	85
C0	3550	2638	2058	1980	2083	2413	3014	4378	8722
C45	3550	2638	2058	1980	2083	2413	3014	4378	8722
C90	3550	2638	2058	1980	2083	2413	3014	4378	8722

L(Hor)(65)	L(Ver)(65)	L45(65)	L(Hor)(75)	L(Ver)(75)	L45(75)	L(Hor)(85)	L(Ver)(85)	L45(85)
2083	2083	2083	3014	3014	3014	8722	8722	8722

Glare Table

Glare	Quality	Service Values Illuminance(lx)							
1.15	A	2000	1000	500	<=300				
1.5	B		2000	1000	500	<=300			
1.85	C			2000	1000	500	<=300		
2.2	D				2000	1000	500	<=300	
2.55	E					2000	1000	500	<=300
		a	b	c	d	e	f	g	h

Luminance Limiting Curve



Illumination assessment according UGR											
Rf of Ceiling	70	70	50	50	30	70	70	50	50	30	
Rf of Wall	50	30	50	30	30	50	30	50	30	30	
Rf of Floor	20	20	20	20	20	20	20	20	20	20	
Room dimensions		Viewed crosswise					Viewed endwise				
X	Y										
2H	2H	6.34	7.23	6.74	7.59	7.96	7.18	8.07	7.58	8.43	8.80
	3H	7.41	8.20	7.84	8.59	8.99	8.04	8.84	8.47	9.22	9.62
	4H	8.31	9.05	8.75	9.45	9.87	8.77	9.51	9.22	9.91	10.33
	6H	9.51	10.19	9.97	10.61	11.06	9.83	10.50	10.29	10.92	11.37
	8H	10.34	10.98	10.80	11.41	11.86	10.49	11.13	10.95	11.56	12.02
	12H	11.29	11.89	11.75	12.33	12.80	11.40	12.01	11.87	12.44	12.91
4H	2H	6.53	7.26	6.97	7.66	8.08	7.26	8.00	7.70	8.40	8.82
	3H	7.93	8.55	8.39	8.98	9.45	8.43	9.05	8.89	9.48	9.95
	4H	9.15	9.68	9.62	10.15	10.64	9.47	10.00	9.95	10.47	10.97
	6H	10.59	11.06	11.10	11.56	12.06	10.79	11.26	11.30	11.75	12.26
	8H	11.60	12.04	12.12	12.53	13.06	11.65	12.08	12.17	12.58	13.10
	12H	12.75	13.15	13.27	13.64	14.21	12.78	13.18	13.30	13.67	14.24
8H	4H	9.58	10.02	10.11	10.52	11.04	9.85	10.29	10.37	10.78	11.31
	6H	11.33	11.69	11.88	12.21	12.77	11.48	11.84	12.02	12.35	12.91
	8H	12.60	12.90	13.17	13.46	14.00	12.61	12.90	13.18	13.46	14.01
	12H	14.00	14.23	14.58	14.78	15.35	14.00	14.22	14.58	14.78	15.35
12H	4H	9.71	10.11	10.24	10.61	11.18	9.97	10.37	10.50	10.86	11.43
	6H	11.63	11.93	12.20	12.49	13.03	11.77	12.06	12.34	12.62	13.17
	8H	12.98	13.20	13.56	13.76	14.33	12.98	13.20	13.56	13.76	14.33
Variation with the observer position at spacings:											
S = 1.0H		1.3/-1.1					1.3/-1.1				
S = 1.5H		1.5/-1.2					1.5/-1.2				
S = 2.0H		1.7/-1.2					1.7/-1.2				
Standard tables:		BKBF					BKBF				
Uncorrected UGR		-4.6					-4.6				

依据CIE Publ. 117 计算 UGR, S/H = 0.25