



lumini Solucoes em Iluminacao LTDA
www.lumini.com.br
Email:laboratorio@lumini.com.br
Tel:+55 11 3437-5555 Fax:+55 11 3437-5555
Address:Rua Ferreira Viana, 716 - Socorro - São Paulo/SP

lumini

LumCAT:

Luminaire: concentra flex 8 c serie 3 fm

LampCAT: modulo led 3W 30K irc 90

Ballast type: led driver 350mA

Report No:

Voltage(V): 127.9300

Test No:

Current(A): 0.0630

Number of Lamps: 1

Power (W): 3.7970

Lamp flux(lm): 395.0

PF: 0.4700

Length(mm): 70

Width(mm): 17

Phm Type: C

Height(mm): 0

Photometric Results

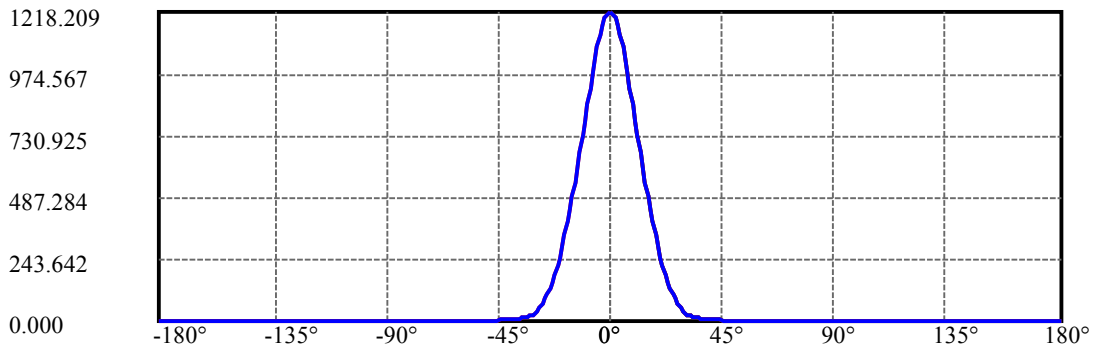
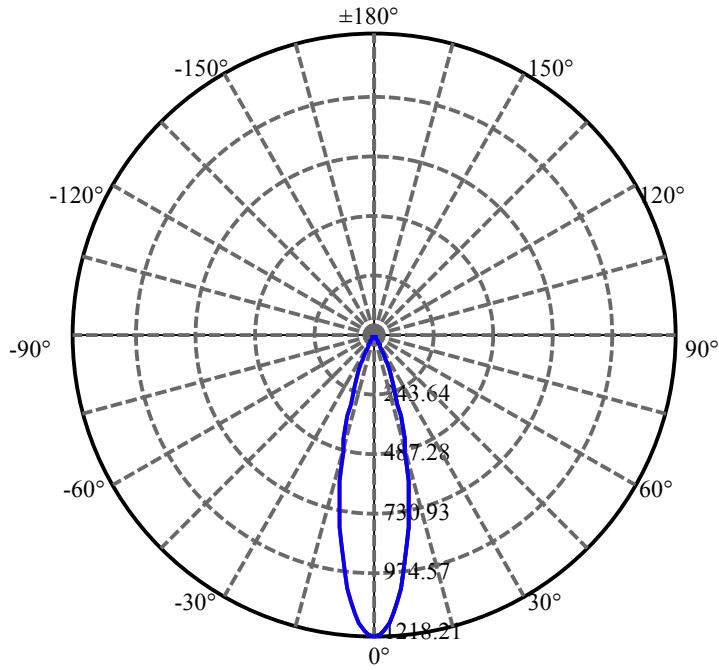
Lumens(lm): 301.75, Efficiency(%): 76.39% , Luminous Efficacy(lm/W): 79.47

Central intensity(cd): 1218.209, Maximum intensity(cd): 1218.209

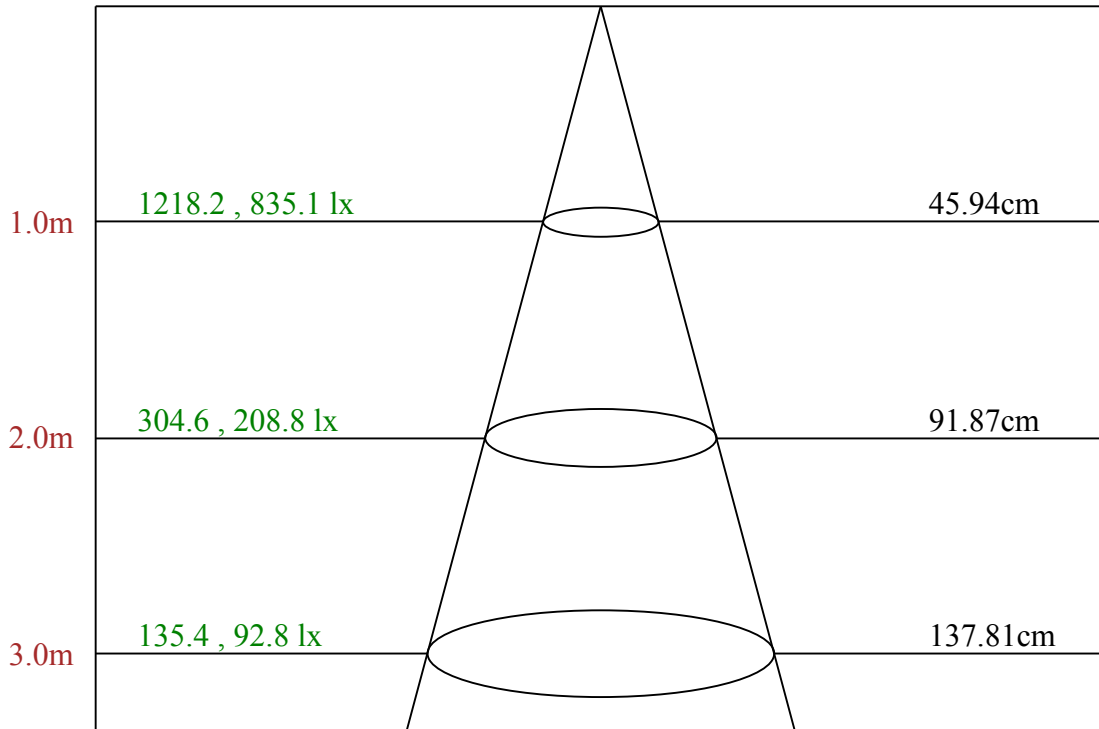
Angle of maximum intensity: $C=0.0$ $\gamma=0.0$

Beam angle of C0 plane : 25.87

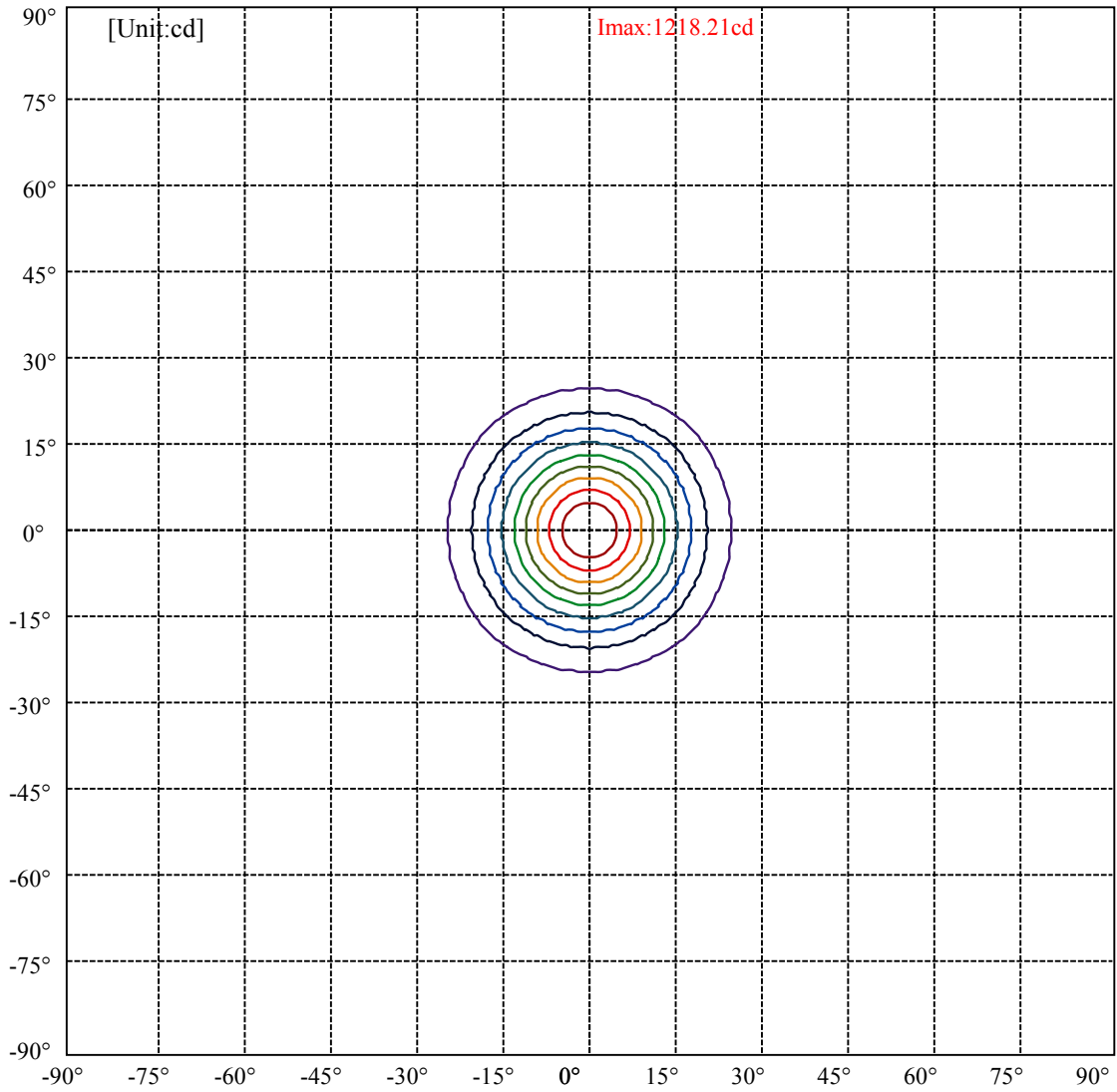
Aveage BeamAngle(IEC 61341):25.87



C0(Max): ———
C0/C180: ———
C90/C270: ———



Max , Ave Beam angle of C0 plane 25.87



(10%Imax) 121.821	—
(20%Imax) 243.642	—
(30%Imax) 365.463	—
(40%Imax) 487.284	—
(50%Imax) 609.104	—
(60%Imax) 730.925	—
(70%Imax) 852.746	—
(80%Imax) 974.567	—
(90%Imax) 1096.39	—

lumini

Luminance Limiting Curve(no luminous side)

Luminance Table

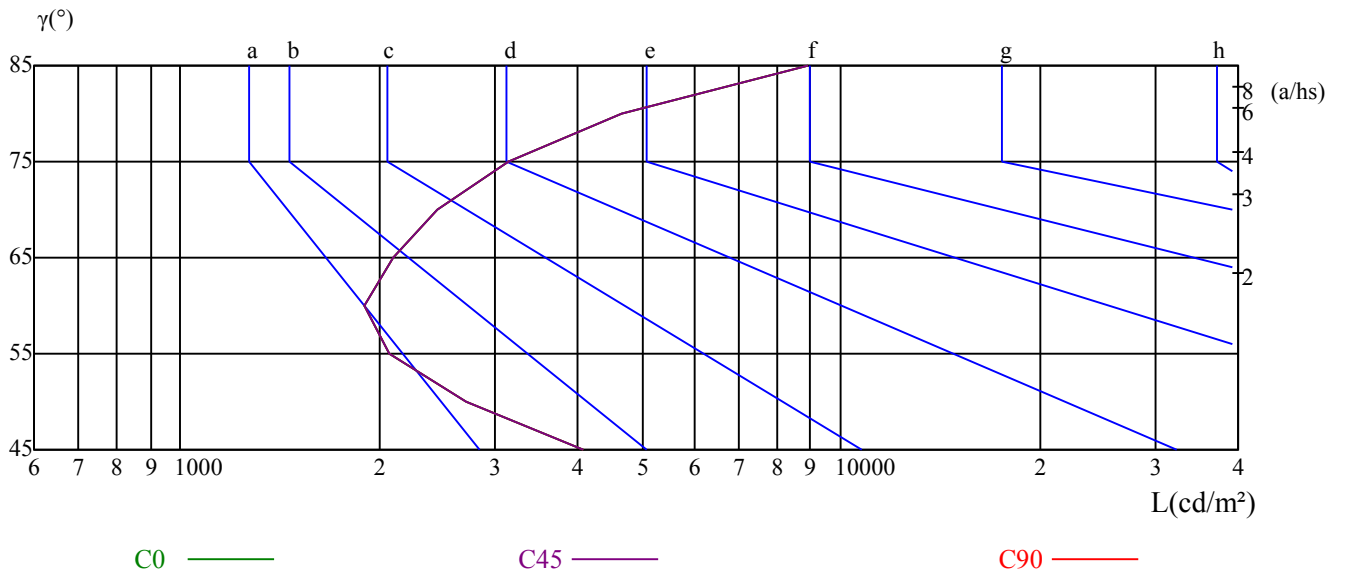
γ	45	50	55	60	65	70	75	80	85
C0	4081	2708	2066	1900	2095	2442	3130	4666	8951
C45	4081	2708	2066	1900	2095	2442	3130	4666	8951
C90	4081	2708	2066	1900	2095	2442	3130	4666	8951

L(Hor)(65)	L(Ver)(65)	L45(65)	L(Hor)(75)	L(Ver)(75)	L45(75)	L(Hor)(85)	L(Ver)(85)	L45(85)
2095	2095	2095	3130	3130	3130	8951	8951	8951

Glare Table

Glare	Quality	Service Values Illuminance(lx)							
1.15	A	2000	1000	500	<=300				
1.5	B		2000	1000	500	<=300			
1.85	C			2000	1000	500	<=300		
2.2	D				2000	1000	500	<=300	
2.55	E					2000	1000	500	<=300
		a	b	c	d	e	f	g	h

Luminance Limiting Curve



Illumination assessment according UGR											
Rf of Ceiling	70	70	50	50	30	70	70	50	50	30	
Rf of Wall	50	30	50	30	30	50	30	50	30	30	
Rf of Floor	20	20	20	20	20	20	20	20	20	20	
Room dimensions		Viewed crosswise					Viewed endwise				
X	Y										
2H	2H	8.74	9.63	9.14	9.99	10.36	9.91	10.80	10.31	11.16	11.53
	3H	9.19	9.98	9.61	10.36	10.76	10.19	10.98	10.61	11.36	11.76
	4H	9.69	10.43	10.14	10.83	11.25	10.54	11.27	10.98	11.67	12.09
	6H	10.56	11.24	11.02	11.66	12.11	11.25	11.92	11.71	12.34	12.79
	8H	11.15	11.79	11.61	12.22	12.68	11.75	12.40	12.22	12.82	13.28
	12H	11.91	12.51	12.37	12.95	13.42	12.36	12.97	12.83	13.41	13.88
4H	2H	8.67	9.40	9.11	9.80	10.22	9.76	10.50	10.20	10.90	11.32
	3H	9.36	9.98	9.83	10.42	10.88	10.23	10.85	10.69	11.28	11.75
	4H	10.16	10.70	10.64	11.16	11.66	10.84	11.38	11.32	11.84	12.34
	6H	11.33	11.80	11.84	12.29	12.79	11.84	12.32	12.36	12.81	13.31
	8H	12.13	12.57	12.66	13.07	13.59	12.57	13.01	13.09	13.51	14.03
	12H	13.12	13.53	13.65	14.02	14.59	13.42	13.82	13.95	14.31	14.88
8H	4H	10.45	10.89	10.98	11.39	11.91	11.04	11.48	11.57	11.98	12.50
	6H	11.93	12.29	12.48	12.81	13.37	12.36	12.71	12.90	13.23	13.79
	8H	13.01	13.31	13.58	13.87	14.41	13.35	13.64	13.92	14.20	14.75
	12H	14.26	14.48	14.84	15.04	15.61	14.46	14.69	15.04	15.24	15.81
12H	4H	10.56	10.96	11.08	11.45	12.02	11.12	11.52	11.65	12.01	12.58
	6H	12.19	12.49	12.76	13.05	13.59	12.58	12.88	13.15	13.44	13.98
	8H	13.36	13.58	13.94	14.14	14.71	13.65	13.88	14.23	14.43	15.00
Variation with the observer position at spacings:											
S = 1.0H	2.6/-1.7					2.6/-1.7					
S = 1.5H	3.1/-1.5					3.1/-1.5					
S = 2.0H	3.5/-1.4					3.5/-1.4					
Standard tables:	BKBF					BKBF					
Uncorrected UGR	-3.7					-3.7					

依据CIE Publ. 117 计算 UGR, S/H = 0.25