



lumini Solucoes em Iluminacao LTDA
www.lumini.com.br
Email:laboratorio@lumini.com.br
Tel:+55 11 3437-5555 Fax:+55 11 3437-5555
Address:Rua Ferreira Viana, 716 - Socorro - São Paulo/SP

lumini

LumCAT:

Luminaire: dupla

LampCAT: modulo led 26W 27K irc 90

Ballast type: led driver 700mA

Report No:

Voltage(V): 127.7100

Test No:

Current(A): 0.2280

Number of Lamps: 1

Power (W): 27.3480

Lamp flux(lm): 3539.0

PF: 0.9410

Length(mm): 320

Width(mm): 110

Phm Type: C

Height(mm): 0

Photometric Results

Lumens(lm): 810.37, Efficiency(%): 22.90% , Luminous Efficacy(lm/W): 29.63

Central intensity(cd): 166.064, Maximum intensity(cd): 177.562

Angle of maximum intensity: C=90.0 γ =15.0

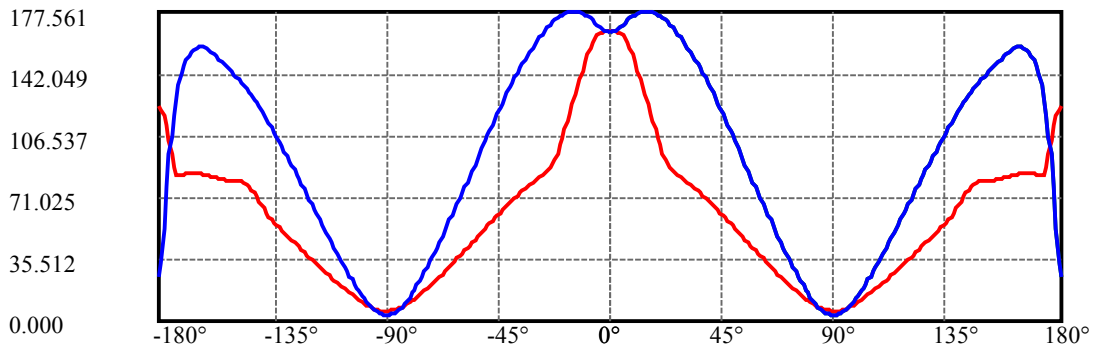
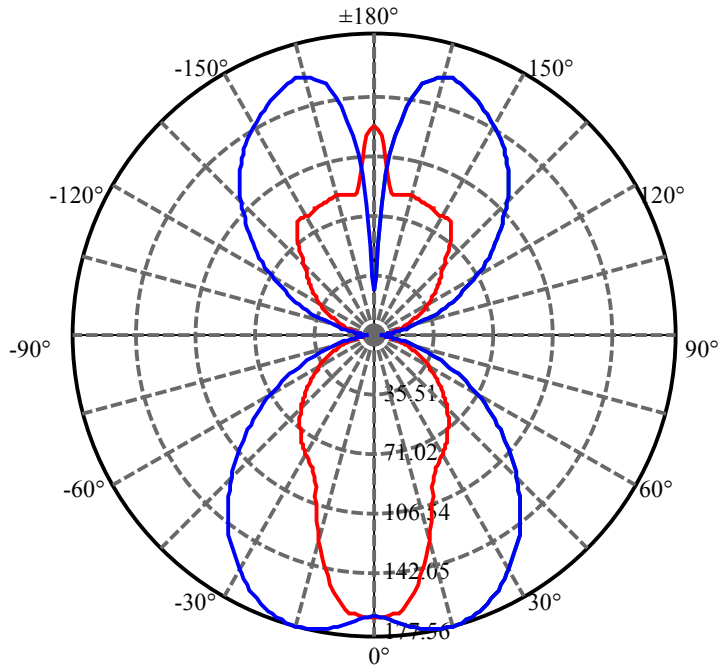
Beam angle of C90 plane : 251.16

Aveage BeamAngle(IEC 61341):303.26

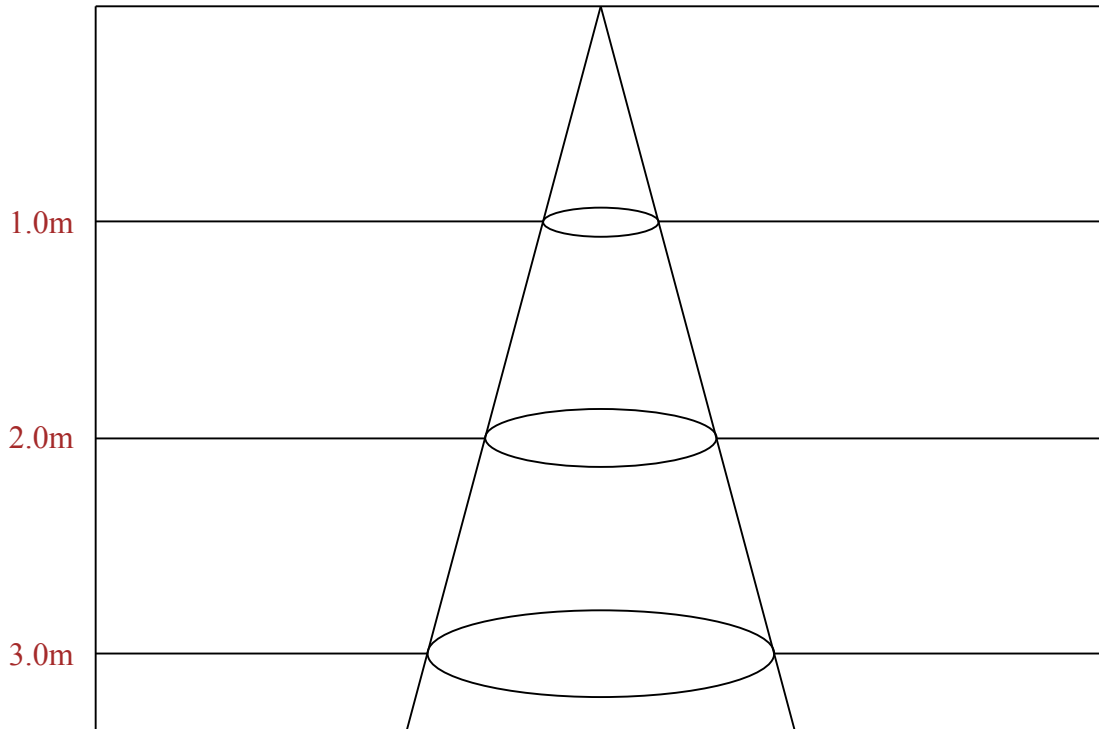
Equipment: equipamento lumini
Temperature(°C): 25.5

Date: 26/02/2026
Humidity(%): 55.0%

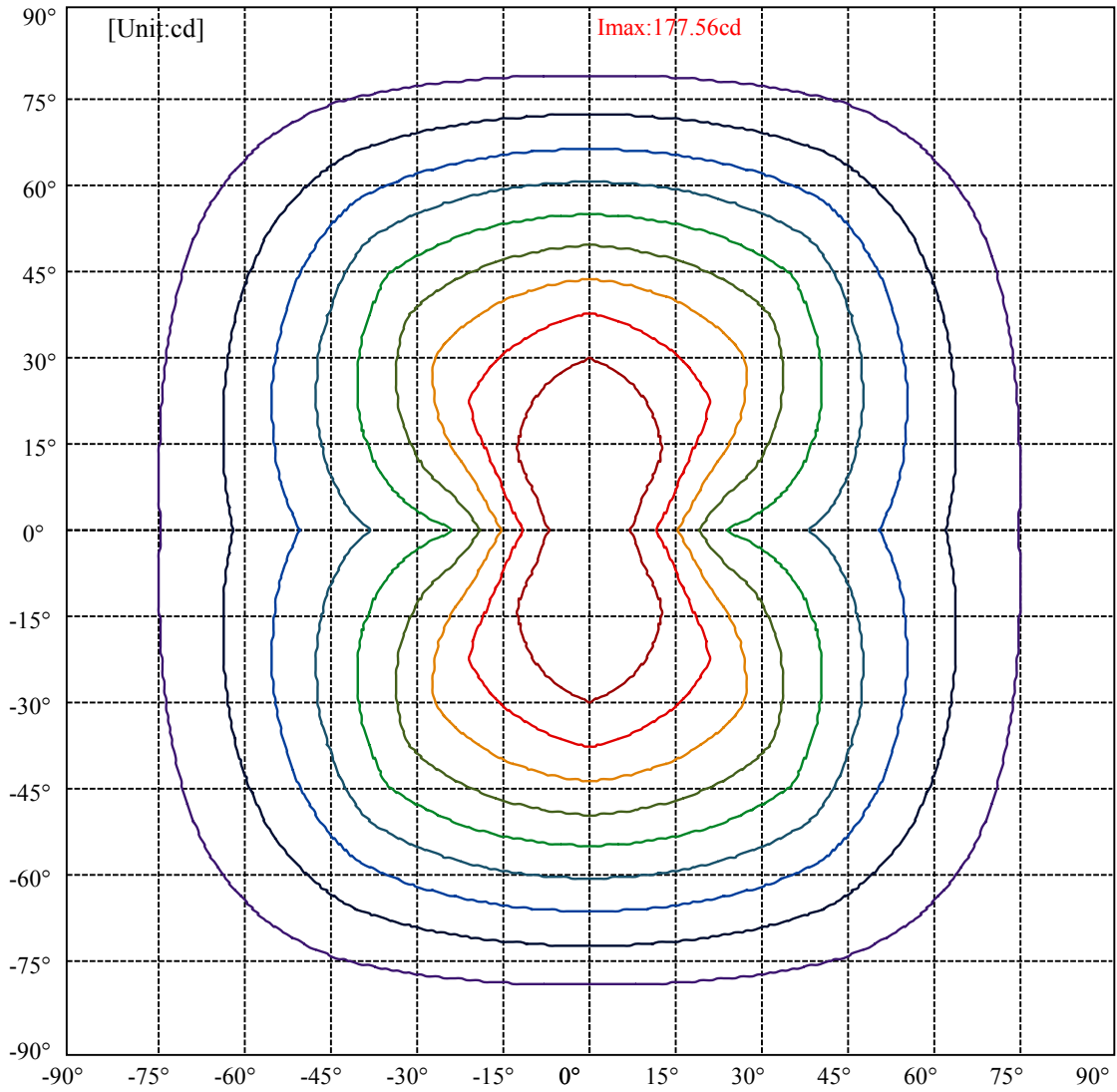
Operator: 01
Distance(m): 6.90



C90(Max): —
C0/C180: —
C90/C270: —



Max , Ave Beam angle of C90 plane 251.16



(10%Imax) 17.7561	—
(20%Imax) 35.5123	—
(30%Imax) 53.2684	—
(40%Imax) 71.0246	—
(50%Imax) 88.7807	—
(60%Imax) 106.537	—
(70%Imax) 124.293	—
(80%Imax) 142.049	—
(90%Imax) 159.805	—

lumini

Luminance Limiting Curve(no luminous side)

Luminance Table

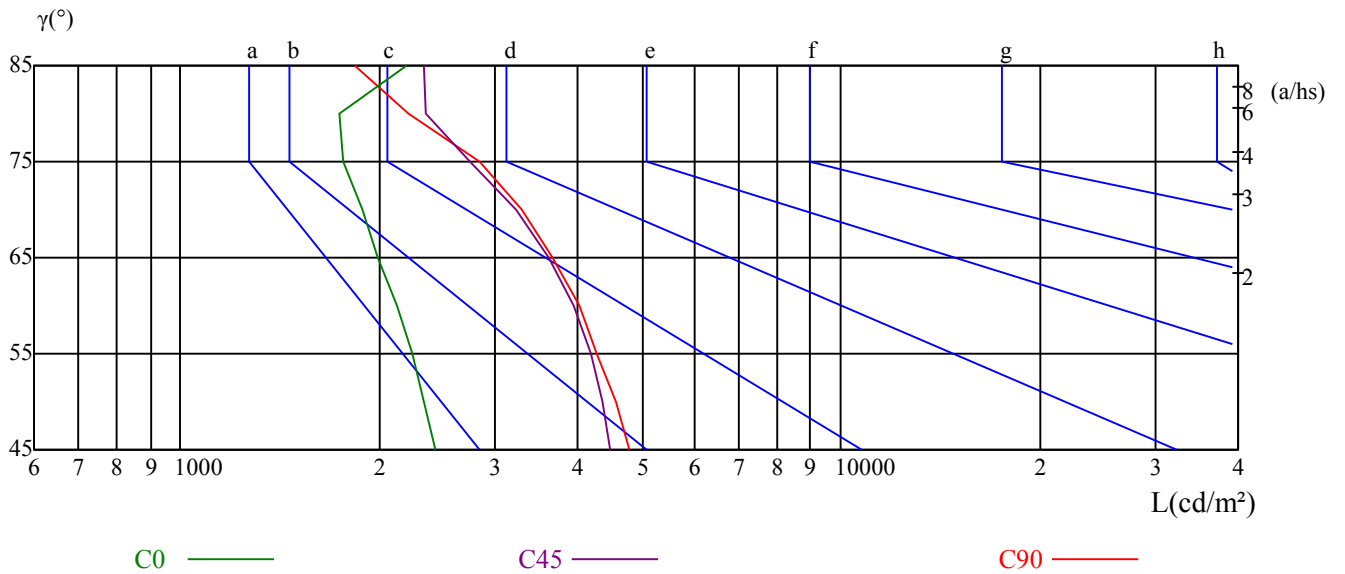
γ	45	50	55	60	65	70	75	80	85
C0	2432	2340	2244	2121	1987	1882	1764	1741	2204
C45	4474	4365	4187	3935	3607	3214	2748	2346	2336
C90	4770	4558	4282	4009	3672	3284	2832	2212	1839

L(Hor)(65)	L(Ver)(65)	L45(65)	L(Hor)(75)	L(Ver)(75)	L45(75)	L(Hor)(85)	L(Ver)(85)	L45(85)
1987	3672	3607	1764	2832	2748	2204	1839	2336

Glare Table

Glare	Quality	Service Values Illuminance(lx)							
1.15	A	2000	1000	500	<=300				
1.5	B		2000	1000	500	<=300			
1.85	C			2000	1000	500	<=300		
2.2	D				2000	1000	500	<=300	
2.55	E					2000	1000	500	<=300
		a	b	c	d	e	f	g	h

Luminance Limiting Curve



Illumination assessment according UGR											
Rf of Ceiling	70	70	50	50	30	70	70	50	50	30	
Rf of Wall	50	30	50	30	30	50	30	50	30	30	
Rf of Floor	20	20	20	20	20	20	20	20	20	20	
Room dimensions		Viewed crosswise					Viewed endwise				
X	Y										
2H	2H	12.40	13.29	13.34	14.24	15.48	14.72	15.61	15.66	16.56	17.80
	3H	13.65	14.45	14.60	15.41	16.66	16.21	17.01	17.16	17.98	19.22
	4H	14.10	14.85	15.06	15.82	17.08	16.73	17.48	17.68	18.45	19.71
	6H	14.47	15.17	15.44	16.14	17.42	17.10	17.80	18.07	18.77	20.05
	8H	14.60	15.27	15.57	16.25	17.53	17.18	17.86	18.15	18.84	20.12
	12H	14.71	15.36	15.69	16.34	17.63	17.22	17.86	18.19	18.85	20.13
4H	2H	13.54	14.29	14.50	15.26	16.52	15.24	15.99	16.20	16.96	18.22
	3H	14.93	15.57	15.90	16.55	17.84	16.88	17.52	17.86	18.50	19.79
	4H	15.53	16.10	16.52	17.09	18.40	17.56	18.13	18.55	19.12	20.43
	6H	15.95	16.45	16.95	17.46	18.76	18.01	18.51	19.01	19.52	20.82
	8H	16.13	16.60	17.14	17.62	18.92	18.16	18.63	19.17	19.64	20.95
	12H	16.32	16.75	17.33	17.75	19.09	18.26	18.70	19.27	19.70	21.04
8H	4H	15.94	16.41	16.95	17.42	18.73	17.72	18.19	18.73	19.20	20.51
	6H	16.52	16.91	17.53	17.92	19.26	18.29	18.68	19.31	19.69	21.03
	8H	16.84	17.17	17.87	18.21	19.54	18.57	18.90	19.60	19.94	21.27
	12H	17.07	17.36	18.10	18.40	19.73	18.70	18.98	19.73	20.03	21.36
12H	4H	15.99	16.42	17.00	17.42	18.76	17.73	18.16	18.74	19.16	20.50
	6H	16.66	17.00	17.69	18.03	19.37	18.37	18.71	19.40	19.74	21.08
	8H	16.96	17.25	17.99	18.30	19.63	18.61	18.90	19.64	19.95	21.28
Variation with the observer position at spacings:											
S = 1.0H	0.3/-0.5					0.3/-0.5					
S = 1.5H	0.6/-0.7					0.6/-1.0					
S = 2.0H	1.0/-1.0					1.4/-1.4					
Standard tables:	BK3					BK4					
Uncorrected UGR	0.8					-0.5					

依据CIE Publ. 117 计算 UGR, S/H = 0.25