



lumini Solucoes em Iluminacao LTDA  
www.lumini.com.br  
Email:laboratorio@lumini.com.br  
Tel:+55 11 3437-5555 Fax:+55 11 3437-5555  
Address:Rua Ferreira Viana, 716 - Socorro - São Paulo/SP

---

## lumini

---

LumCAT:

Luminaire: mini frame concentra 17 serie 3 e fa

LampCAT: modulo led 12W 30K irc 90

Ballast type: led driver 700mA

Report No:

Voltage(V): 221.0000

Test No:

Current(A): 0.0640

Number of Lamps: 1

Power (W): 13.9500

Lamp flux(lm): 1290.0

PF: 0.9700

Length(mm): 150

Width(mm): 17

Phm Type: C

Height(mm): 0

---

## Photometric Results

---

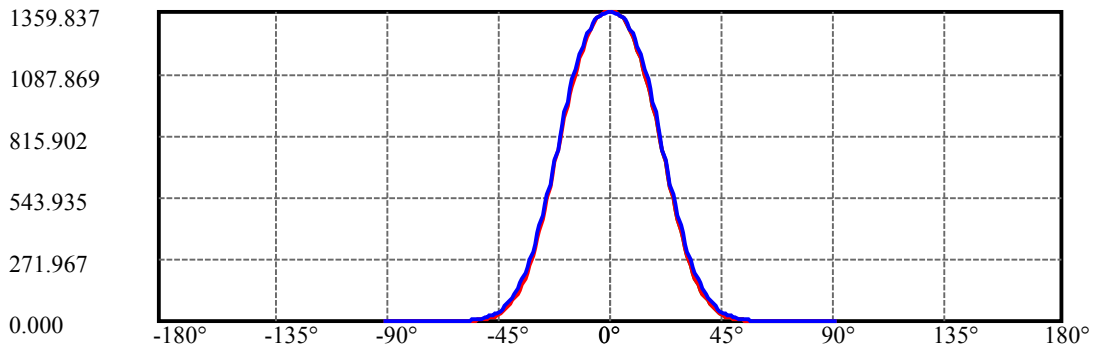
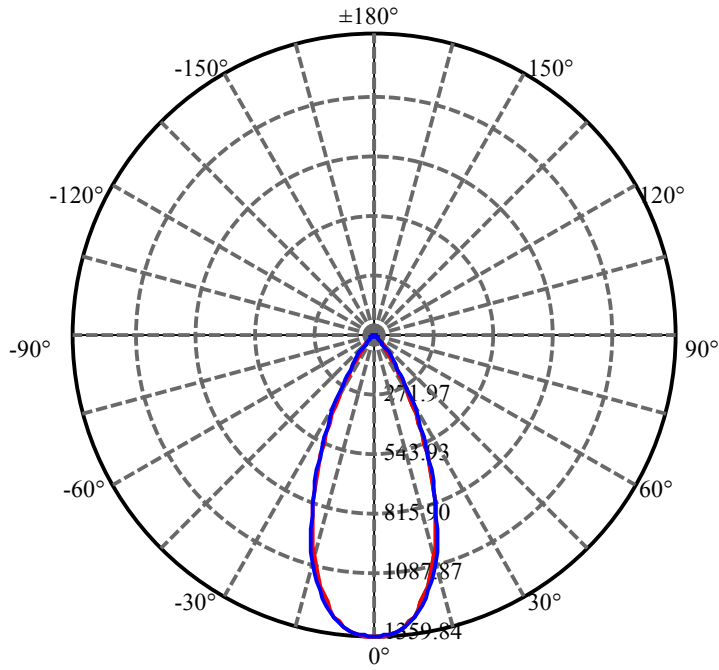
Lumens(lm): 808.47, Efficiency(%): 62.67% , Luminous Efficacy(lm/W): 57.96

Central intensity(cd): 1359.837, Maximum intensity(cd): 1359.837

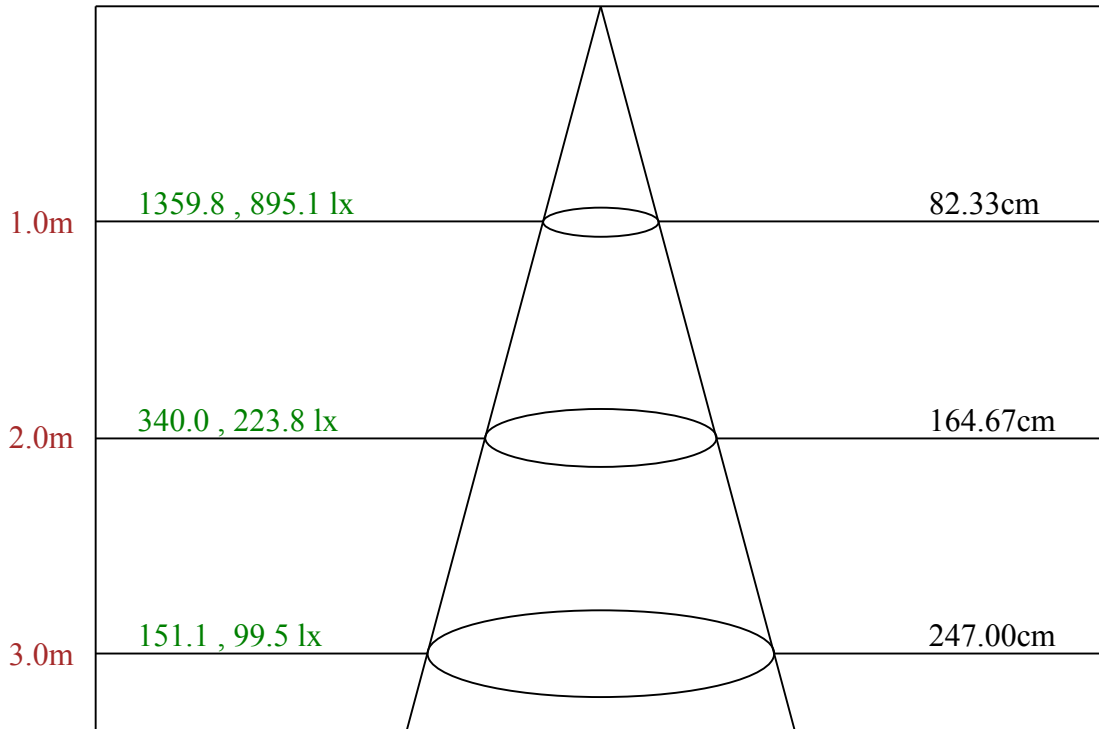
Angle of maximum intensity:  $C=0.0$   $\gamma=0.0$

Beam angle of C0 plane : 44.75

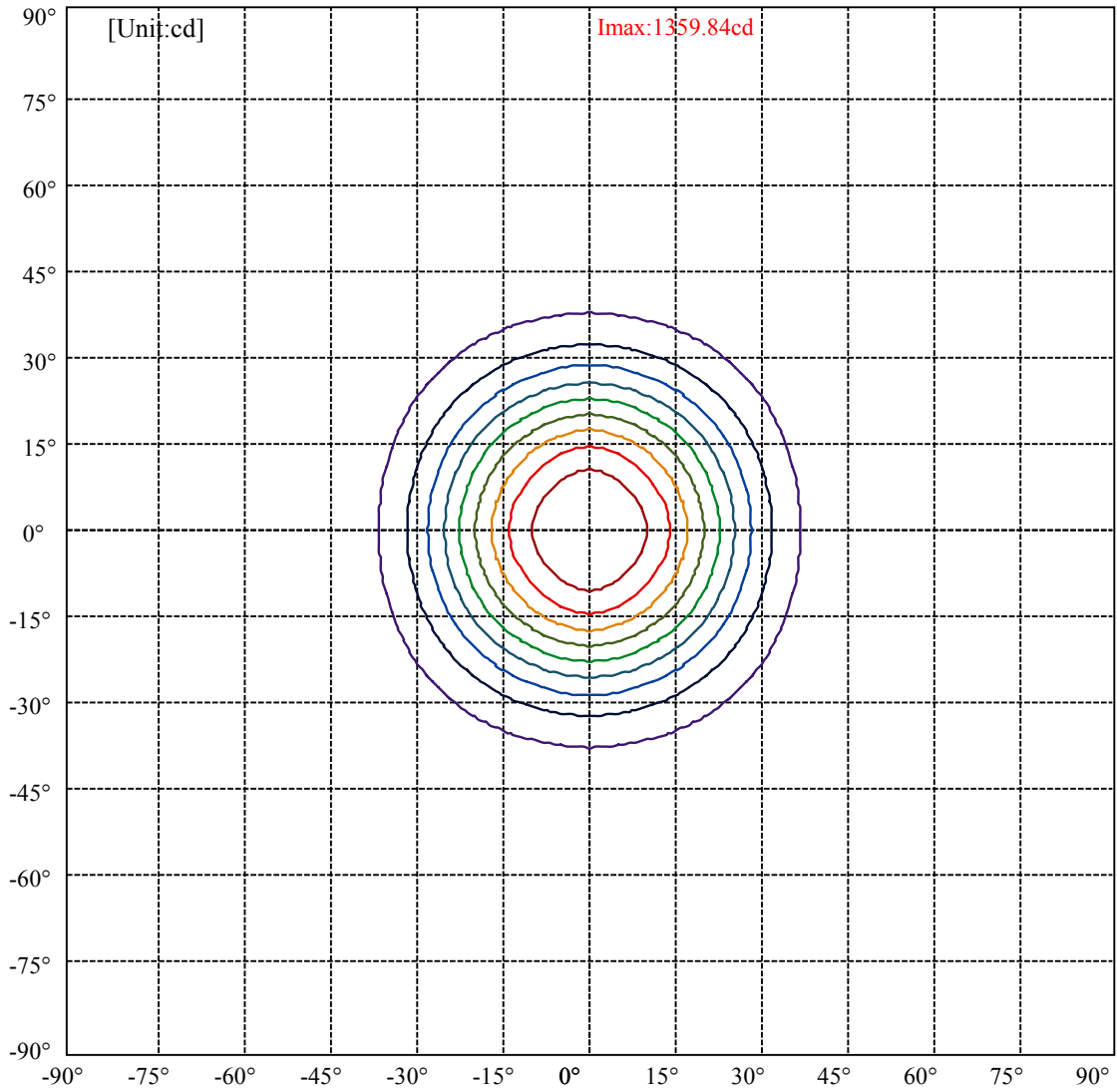
Aveage BeamAngle(IEC 61341):45.15



C0(Max): ———  
C0/C180: ———  
C90/C270: ———



Max , Ave      Beam angle of C0 plane 44.75



(10%Imax) 135.984	—
(20%Imax) 271.967	—
(30%Imax) 407.951	—
(40%Imax) 543.935	—
(50%Imax) 679.918	—
(60%Imax) 815.902	—
(70%Imax) 951.886	—
(80%Imax) 1087.87	—
(90%Imax) 1223.85	—

lumini

Luminance Limiting Curve(no luminous side)

Luminance Table

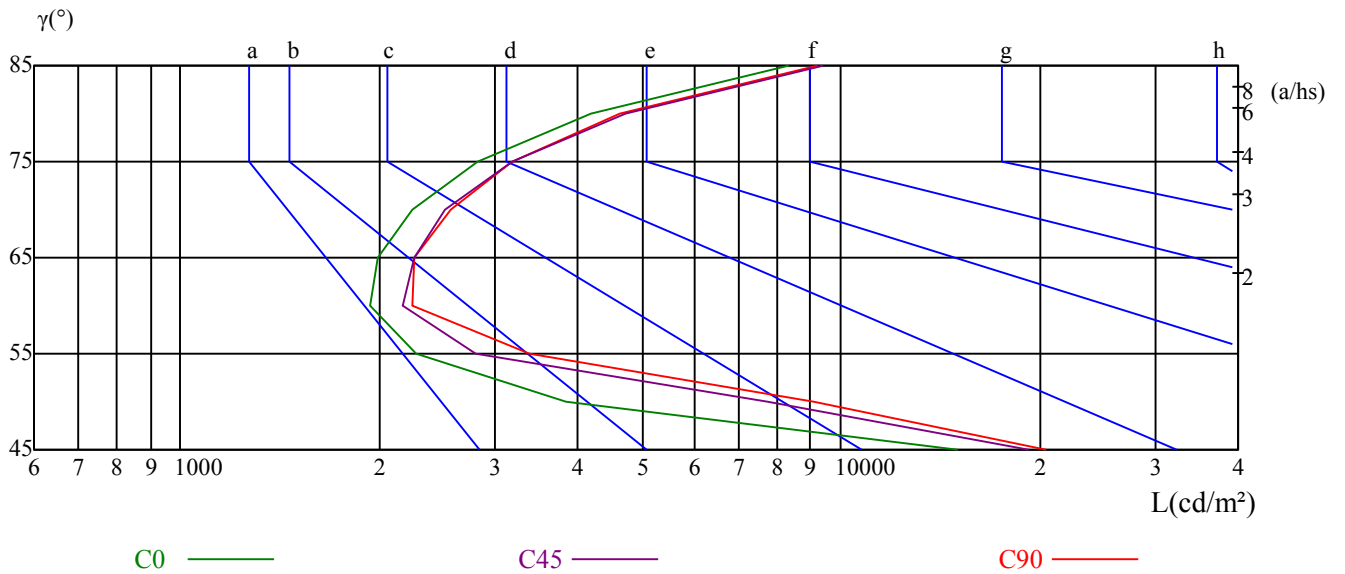
$\gamma$	45	50	55	60	65	70	75	80	85
C0	15024	3834	2279	1942	1988	2238	2813	4193	8355
C45	19249	7726	2799	2166	2253	2511	3174	4731	9426
C90	20490	9121	3385	2240	2253	2566	3174	4623	9211

L(Hor)(65)	L(Ver)(65)	L45(65)	L(Hor)(75)	L(Ver)(75)	L45(75)	L(Hor)(85)	L(Ver)(85)	L45(85)
1988	2253	2253	2813	3174	3174	8355	9211	9426

Glare Table

Glare	Quality	Service Values Illuminance(lx)							
1.15	A	2000	1000	500	<=300				
1.5	B		2000	1000	500	<=300			
1.85	C			2000	1000	500	<=300		
2.2	D				2000	1000	500	<=300	
2.55	E					2000	1000	500	<=300
		a	b	c	d	e	f	g	h

Luminance Limiting Curve



Illumination assessment according UGR											
Rf of Ceiling	70	70	50	50	30	70	70	50	50	30	
Rf of Wall	50	30	50	30	30	50	30	50	30	30	
Rf of Floor	20	20	20	20	20	20	20	20	20	20	
Room dimensions		Viewed crosswise					Viewed endwise				
X	Y										
2H	2H	17.68	18.63	18.04	18.94	19.25	18.28	19.23	18.65	19.54	19.86
	3H	17.51	18.35	17.89	18.68	19.03	18.11	18.95	18.50	19.29	19.63
	4H	17.44	18.22	17.84	18.57	18.94	18.04	18.82	18.44	19.17	19.54
	6H	17.42	18.13	17.84	18.51	18.91	18.03	18.74	18.45	19.11	19.51
	8H	17.42	18.09	17.84	18.48	18.89	18.02	18.70	18.44	19.08	19.49
	12H	17.45	18.09	17.88	18.49	18.91	18.06	18.70	18.48	19.09	19.51
4H	2H	17.38	18.15	17.78	18.51	18.88	17.98	18.75	18.38	19.11	19.47
	3H	17.19	17.84	17.61	18.23	18.65	17.78	18.43	18.21	18.83	19.25
	4H	17.18	17.74	17.62	18.16	18.61	17.77	18.33	18.21	18.76	19.21
	6H	17.17	17.67	17.65	18.12	18.57	17.76	18.26	18.24	18.71	19.17
	8H	17.24	17.70	17.73	18.16	18.63	17.83	18.29	18.32	18.75	19.22
	12H	17.39	17.81	17.88	18.26	18.78	17.98	18.40	18.47	18.85	19.37
8H	4H	17.02	17.48	17.51	17.94	18.41	17.61	18.07	18.10	18.53	19.00
	6H	17.08	17.46	17.59	17.94	18.45	17.66	18.03	18.17	18.51	19.03
	8H	17.28	17.59	17.81	18.11	18.61	17.85	18.16	18.38	18.68	19.18
	12H	17.56	17.80	18.11	18.32	18.84	18.12	18.36	18.66	18.88	19.40
12H	4H	16.99	17.41	17.48	17.86	18.38	17.57	17.99	18.06	18.45	18.97
	6H	17.12	17.43	17.66	17.96	18.46	17.69	18.00	18.22	18.52	19.02
	8H	17.33	17.57	17.87	18.08	18.61	17.88	18.12	18.43	18.64	19.16
Variation with the observer position at spacings:											
S = 1.0H	4.9/-9.8					5.0/-10.1					
S = 1.5H	7.5/-8.3					7.6/-8.2					
S = 2.0H	9.2/-7.0					9.3/-6.9					
Standard tables:	BK1					BK1					
Uncorrected UGR	-0.2					-0.8					

依据CIE Publ. 117 计算 UGR, S/H = 0.25