



lumini Solucoes em Iluminacao LTDA
www.lumini.com.br
Email:laboratorio@lumini.com.br
Tel:+55 11 3437-5555 Fax:+55 11 3437-5555
Address:Rua Ferreira Viana, 716 - Socorro - São Paulo/SP

lumini

LumCAT:

Luminaire: mini frame concentra 34 serie 3 e fa

LampCAT: modulo led 12W 30K irc 90

Ballast type: led driver 700mA

Report No:

Voltage(V): 127.8100

Test No:

Current(A): 0.1120

Number of Lamps: 1

Power (W): 13.9910

Lamp flux(lm): 1430.0

PF: 0.9760

Length(mm): 309

Width(mm): 17

Phm Type: C

Height(mm): 0

Photometric Results

Lumens(lm): 873.68, Efficiency(%): 61.10% , Luminous Efficacy(lm/W): 62.45

Central intensity(cd): 1041.612, Maximum intensity(cd): 1044.355

Angle of maximum intensity: $C=0.0$ $\gamma=6.0$

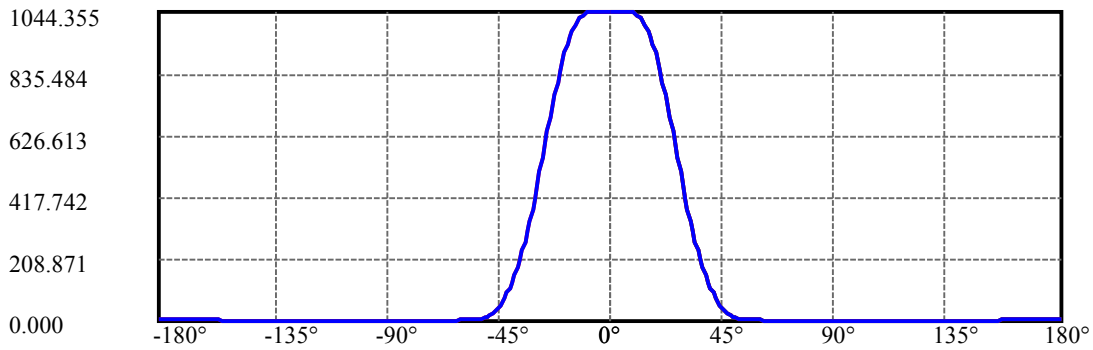
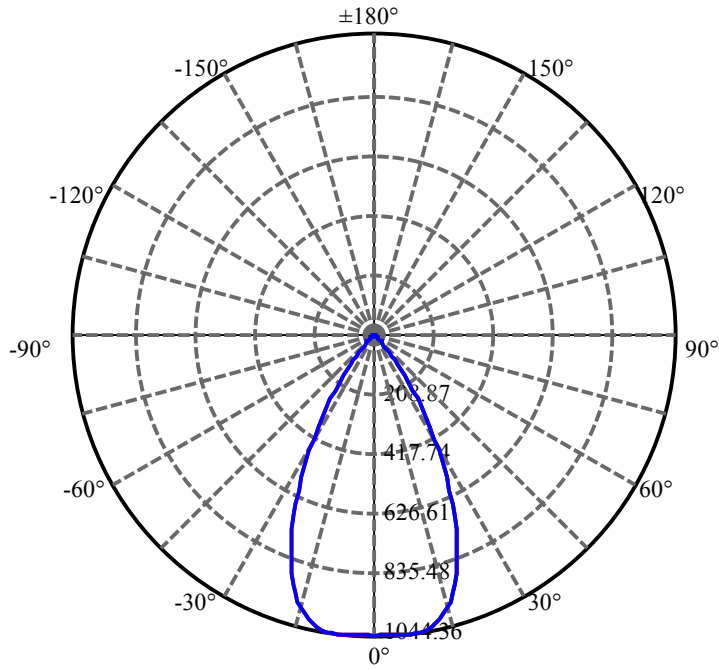
Beam angle of C0 plane : 55.39

Aveage BeamAngle(IEC 61341):55.39

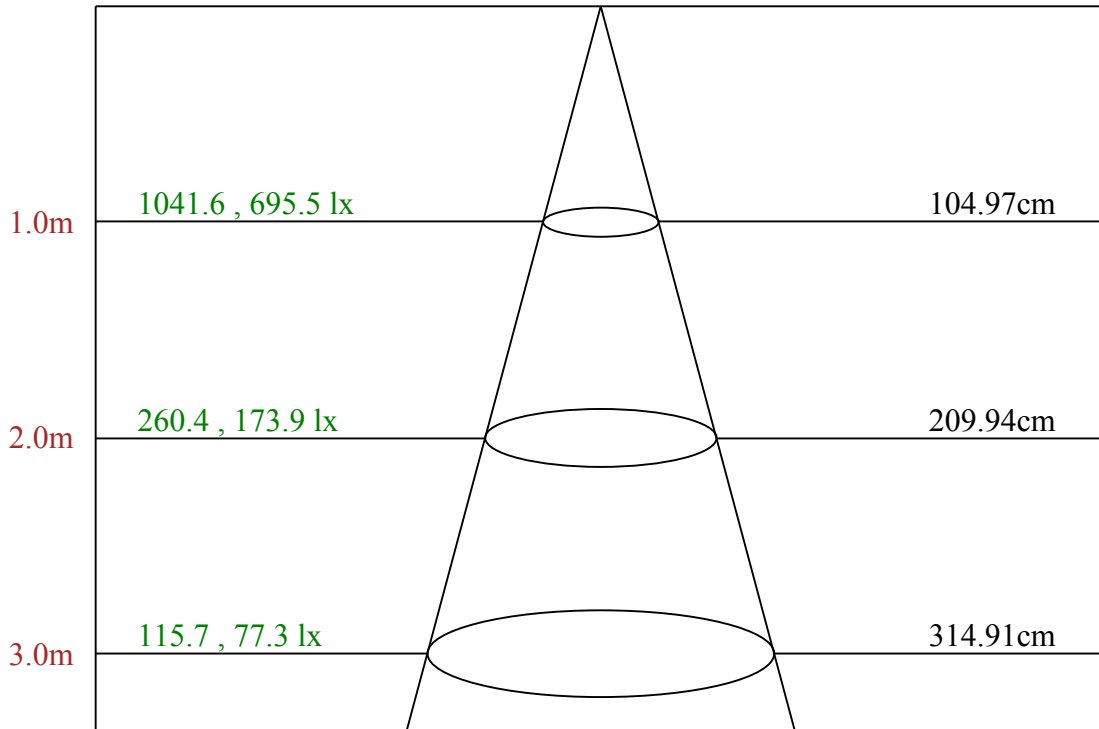
Equipment: equipamento lumini
Temperature(°C): 25.5

Date: 13/05/2025
Humidity(%): 60.0%

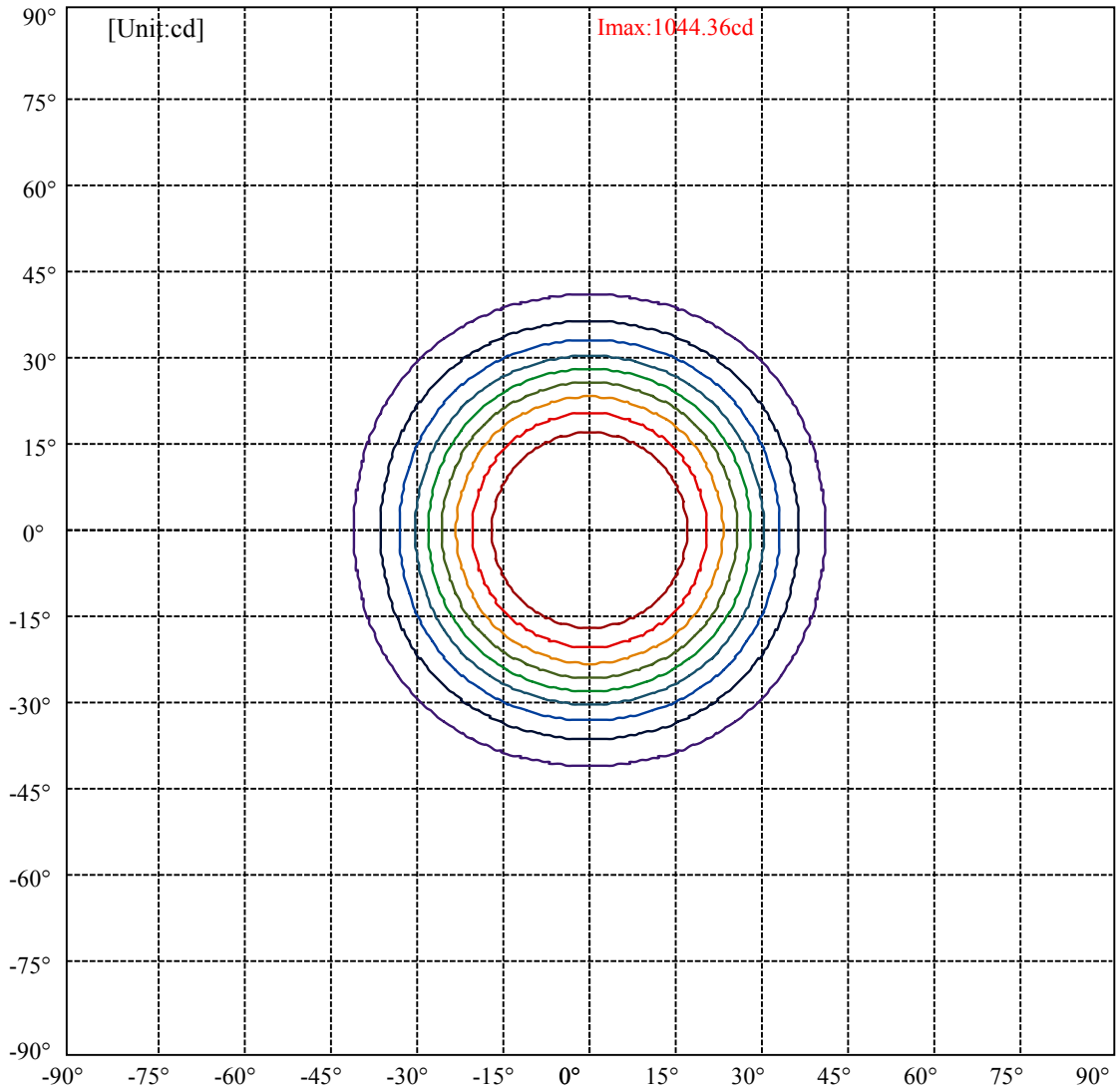
Operator: 01
Distance(m): 6.90



C0(Max): ———
C0/C180: ———
C90/C270: ———



Max , Ave Beam angle of C0 plane 55.39



(10%Imax) 104.436	—
(20%Imax) 208.871	—
(30%Imax) 313.307	—
(40%Imax) 417.742	—
(50%Imax) 522.178	—
(60%Imax) 626.613	—
(70%Imax) 731.049	—
(80%Imax) 835.484	—
(90%Imax) 939.92	—

lumini

Luminance Limiting Curve(no luminous side)

Luminance Table

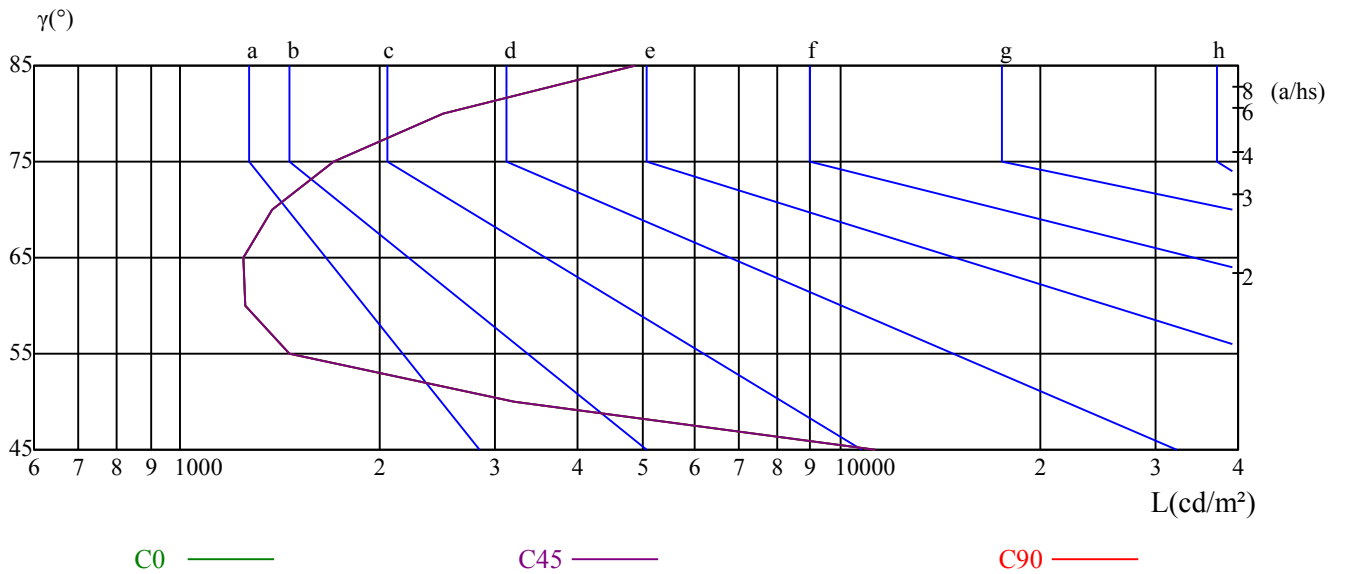
γ	45	50	55	60	65	70	75	80	85
C0	11268	3208	1466	1255	1241	1375	1712	2499	4888
C45	11268	3208	1466	1255	1241	1375	1712	2499	4888
C90	11268	3208	1466	1255	1241	1375	1712	2499	4888

L(Hor)(65)	L(Ver)(65)	L45(65)	L(Hor)(75)	L(Ver)(75)	L45(75)	L(Hor)(85)	L(Ver)(85)	L45(85)
1241	1241	1241	1712	1712	1712	4888	4888	4888

Glare Table

Glare	Quality	Service Values Illuminance(lx)							
1.15	A	2000	1000	500	<=300				
1.5	B		2000	1000	500	<=300			
1.85	C			2000	1000	500	<=300		
2.2	D				2000	1000	500	<=300	
2.55	E					2000	1000	500	<=300
		a	b	c	d	e	f	g	h

Luminance Limiting Curve



Illumination assessment according UGR											
Rf of Ceiling	70	70	50	50	30	70	70	50	50	30	
Rf of Wall	50	30	50	30	30	50	30	50	30	30	
Rf of Floor	20	20	20	20	20	20	20	20	20	20	
Room dimensions		Viewed crosswise					Viewed endwise				
X	Y										
2H	2H	19.48	20.42	19.88	20.77	21.13	19.87	20.80	20.27	21.16	21.52
	3H	19.28	20.12	19.71	20.49	20.88	19.67	20.50	20.09	20.88	21.27
	4H	19.19	19.96	19.63	20.35	20.77	19.58	20.35	20.01	20.74	21.15
	6H	19.13	19.83	19.58	20.25	20.69	19.51	20.21	19.96	20.63	21.07
	8H	19.08	19.75	19.53	20.17	20.63	19.46	20.13	19.91	20.55	21.00
	12H	19.05	19.68	19.51	20.12	20.58	19.42	20.06	19.88	20.49	20.95
4H	2H	19.17	19.94	19.60	20.33	20.74	19.55	20.32	19.99	20.71	21.13
	3H	18.94	19.58	19.40	20.01	20.48	19.32	19.97	19.78	20.40	20.86
	4H	18.89	19.44	19.36	19.90	20.39	19.27	19.82	19.74	20.28	20.78
	6H	18.79	19.28	19.30	19.77	20.27	19.17	19.66	19.68	20.15	20.64
	8H	18.78	19.24	19.30	19.73	20.25	19.15	19.61	19.67	20.10	20.62
	12H	18.81	19.23	19.33	19.71	20.28	19.17	19.59	19.69	20.08	20.64
8H	4H	18.70	19.15	19.21	19.64	20.16	19.08	19.53	19.59	20.02	20.54
	6H	18.62	18.99	19.16	19.50	20.06	18.99	19.36	19.53	19.87	20.43
	8H	18.68	18.99	19.24	19.55	20.08	19.04	19.36	19.61	19.91	20.45
	12H	18.76	19.00	19.34	19.55	20.12	19.11	19.35	19.68	19.90	20.46
12H	4H	18.65	19.07	19.17	19.55	20.12	19.03	19.45	19.55	19.93	20.50
	6H	18.62	18.93	19.18	19.48	20.02	18.99	19.30	19.55	19.85	20.39
	8H	18.66	18.90	19.23	19.45	20.01	19.02	19.26	19.59	19.81	20.37
Variation with the observer position at spacings:											
S = 1.0H	5.0/-11.1					5.0/-11.1					
S = 1.5H	7.6/-9.2					7.6/-9.2					
S = 2.0H	9.4/-7.8					9.4/-7.8					
Standard tables:	BK1					BK1					
Uncorrected UGR	-1.4					-1.4					

依据CIE Publ. 117 计算 UGR, S/H = 0.25