



lumini Solucoes em Iluminacao LTDA
www.lumini.com.br
Email:laboratorio@lumini.com.br
Tel:+55 11 3437-5555 Fax:+55 11 3437-5555
Address:Rua Ferreira Viana, 716 - Socorro - São Paulo/SP

lumini

LumCAT:

Luminaire: mini frame concentra 34 serie 3 e fa

LampCAT: modulo led 24W 30K irc 90

Ballast type: led driver 700mA

Report No:

Voltage(V): 127.6500

Test No:

Current(A): 0.2040

Number of Lamps: 1

Power (W): 25.8890

Lamp flux(lm): 2715.0

PF: 0.9940

Length(mm): 309

Width(mm): 17

Phm Type: C

Height(mm): 0

Photometric Results

Lumens(lm): 1582.09, Efficiency(%): 58.27% , Luminous Efficacy(lm/W): 61.11

Central intensity(cd): 2021.342, Maximum intensity(cd): 2021.342

Angle of maximum intensity: $C=0.0$ $\gamma=0.0$

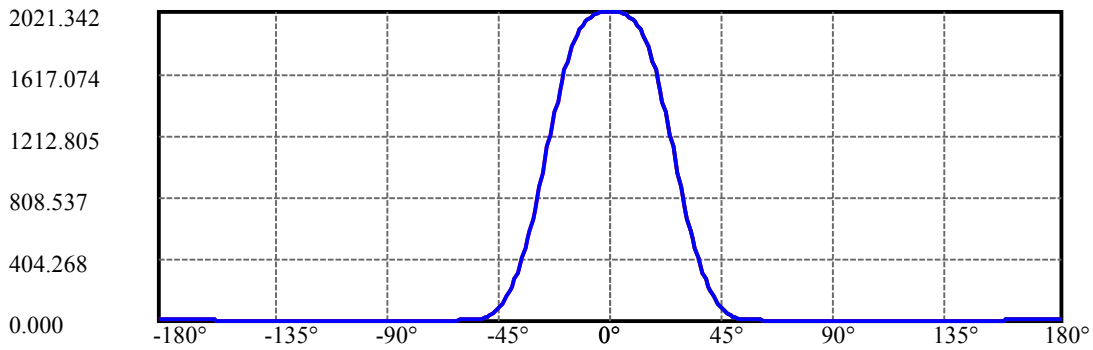
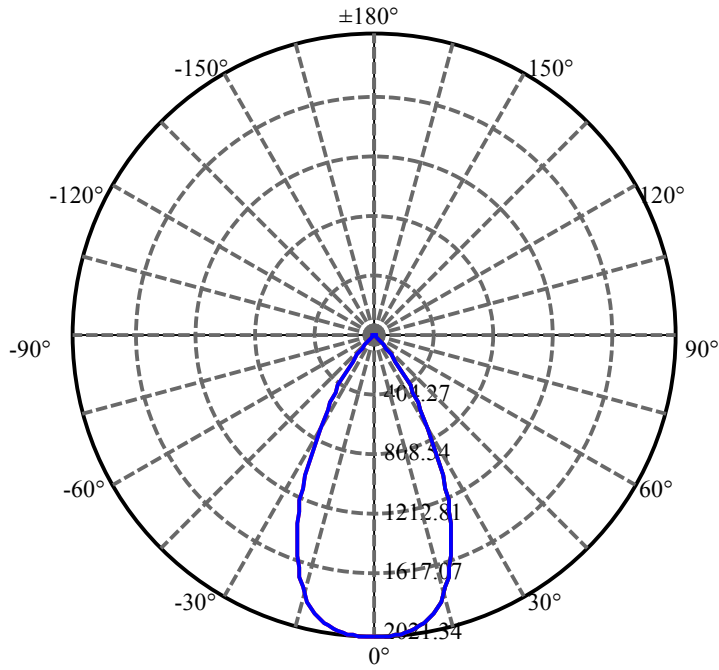
Beam angle of C0 plane : 52.93

Aveage BeamAngle(IEC 61341):52.93

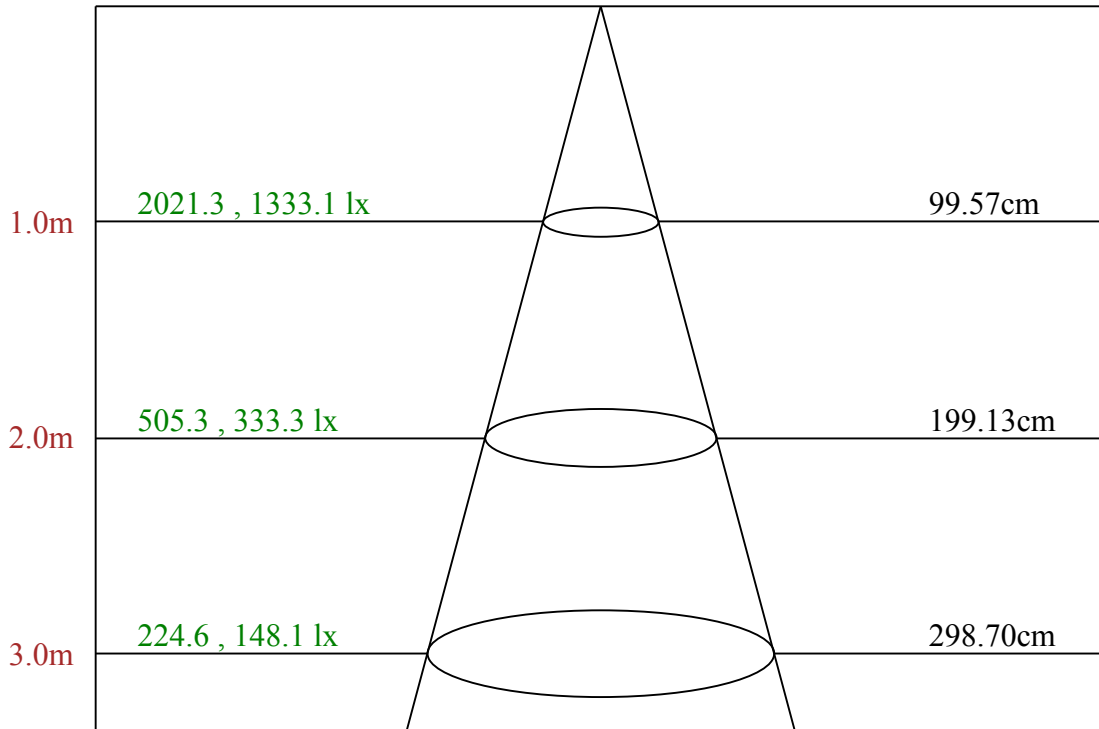
Equipment: equipamento lumini
Temperature(°C): 25.5

Date: 09/05/2025
Humidity(%): 60.0%

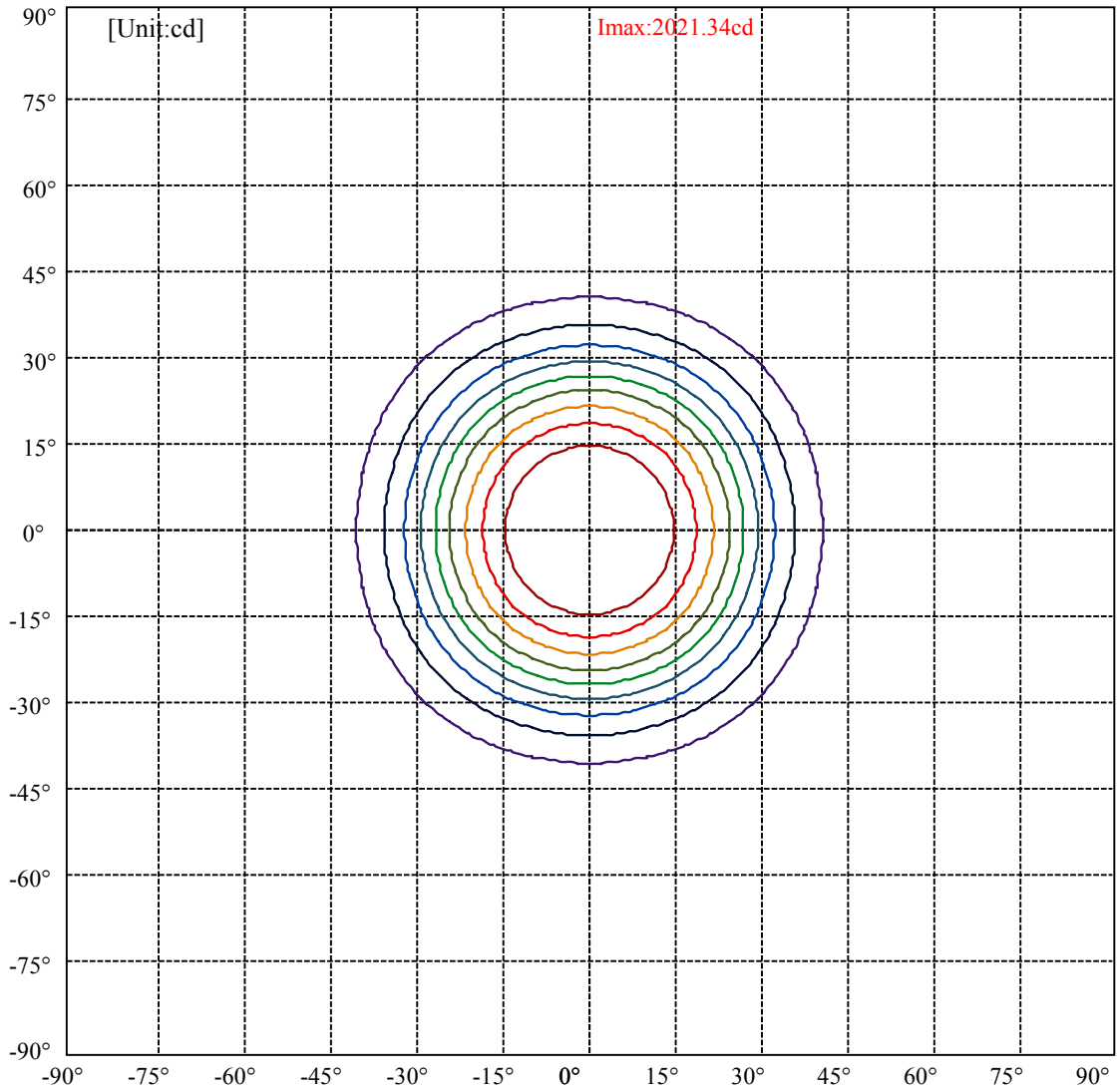
Operator: 01
Distance(m): 6.90



C0(Max): —
C0/C180: —
C90/C270: —



Max , Ave Beam angle of C0 plane 52.93



(10%Imax) 202.134	—
(20%Imax) 404.268	—
(30%Imax) 606.403	—
(40%Imax) 808.537	—
(50%Imax) 1010.67	—
(60%Imax) 1212.81	—
(70%Imax) 1414.94	—
(80%Imax) 1617.07	—
(90%Imax) 1819.21	—

lumini

Luminance Limiting Curve(no luminous side)

Luminance Table

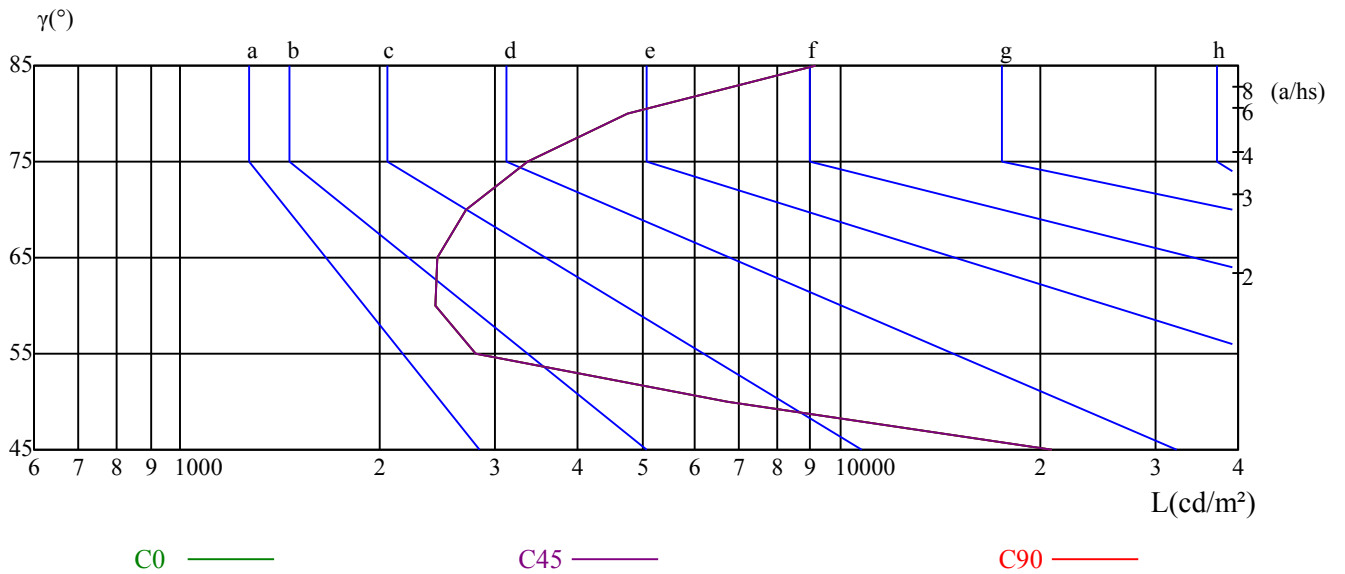
γ	45	50	55	60	65	70	75	80	85
C0	20934	6719	2799	2436	2442	2710	3344	4763	9177
C45	20934	6719	2799	2436	2442	2710	3344	4763	9177
C90	20934	6719	2799	2436	2442	2710	3344	4763	9177

L(Hor)(65)	L(Ver)(65)	L45(65)	L(Hor)(75)	L(Ver)(75)	L45(75)	L(Hor)(85)	L(Ver)(85)	L45(85)
2442	2442	2442	3344	3344	3344	9177	9177	9177

Glare Table

Glare	Quality	Service Values Illuminance(lx)							
1.15	A	2000	1000	500	<=300				
1.5	B		2000	1000	500	<=300			
1.85	C			2000	1000	500	<=300		
2.2	D				2000	1000	500	<=300	
2.55	E					2000	1000	500	<=300
		a	b	c	d	e	f	g	h

Luminance Limiting Curve



Illumination assessment according UGR											
Rf of Ceiling	70	70	50	50	30	70	70	50	50	30	
Rf of Wall	50	30	50	30	30	50	30	50	30	30	
Rf of Floor	20	20	20	20	20	20	20	20	20	20	
Room dimensions		Viewed crosswise					Viewed endwise				
X	Y										
2H	2H	21.67	22.61	22.07	22.97	23.33	21.78	22.72	22.18	23.07	23.43
	3H	21.48	22.32	21.91	22.69	23.09	21.58	22.42	22.01	22.80	23.19
	4H	21.39	22.16	21.83	22.56	22.97	21.50	22.27	21.93	22.66	23.08
	6H	21.33	22.04	21.79	22.45	22.90	21.44	22.14	21.89	22.56	23.00
	8H	21.28	21.96	21.74	22.38	22.84	21.39	22.06	21.85	22.49	22.94
	12H	21.26	21.89	21.72	22.33	22.79	21.36	22.00	21.82	22.43	22.90
4H	2H	21.36	22.14	21.80	22.53	22.94	21.47	22.24	21.90	22.63	23.05
	3H	21.14	21.79	21.60	22.22	22.68	21.24	21.89	21.71	22.32	22.79
	4H	21.09	21.65	21.57	22.11	22.61	21.20	21.75	21.67	22.21	22.71
	6H	21.01	21.50	21.51	21.99	22.48	21.11	21.60	21.62	22.09	22.59
	8H	21.00	21.45	21.52	21.95	22.46	21.10	21.56	21.62	22.05	22.57
	12H	21.03	21.45	21.55	21.93	22.50	21.13	21.55	21.66	22.04	22.60
8H	4H	20.91	21.36	21.43	21.86	22.37	21.01	21.47	21.53	21.96	22.48
	6H	20.84	21.21	21.38	21.72	22.28	20.94	21.31	21.48	21.83	22.38
	8H	20.90	21.22	21.47	21.77	22.31	21.01	21.32	21.57	21.88	22.42
	12H	20.99	21.23	21.56	21.78	22.34	21.09	21.34	21.67	21.89	22.45
12H	4H	20.86	21.28	21.38	21.77	22.33	20.96	21.38	21.49	21.87	22.43
	6H	20.84	21.15	21.40	21.71	22.25	20.94	21.25	21.51	21.81	22.35
	8H	20.88	21.12	21.46	21.68	22.24	20.99	21.23	21.56	21.78	22.34
Variation with the observer position at spacings:											
S = 1.0H		4.9/-10.5					4.9/-10.5				
S = 1.5H		7.5/-8.6					7.5/-8.6				
S = 2.0H		9.3/-7.3					9.3/-7.3				
Standard tables:		BK1					BK1				
Uncorrected UGR		0.5					0.5				

依据CIE Publ. 117 计算 UGR, S/H = 0.25