



lumini Solucoes em Iluminacao LTDA
www.lumini.com.br
Email:laboratorio@lumini.com.br
Tel:+55 11 3437-5555 Fax:+55 11 3437-5555
Address:Rua Ferreira Viana, 716 - Socorro - São Paulo/SP

lumini

LumCAT:

Luminaire: mini frame concentra 34 serie 3 e fc

LampCAT: modulo led 12W 30K irc 90

Ballast type: led driver 700mA

Report No:

Voltage(V): 127.7500

Test No:

Current(A): 0.1120

Number of Lamps: 1

Power (W): 14.0180

Lamp flux(lm): 1430.0

PF: 0.9760

Length(mm): 309

Width(mm): 17

Phm Type: C

Height(mm): 0

Photometric Results

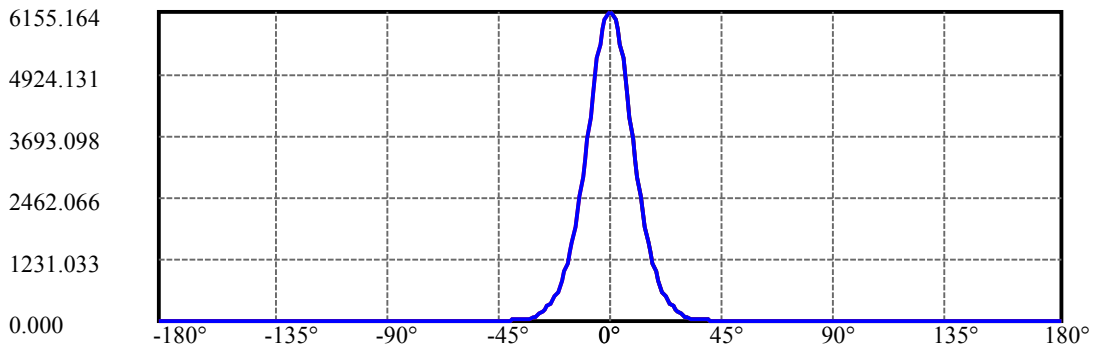
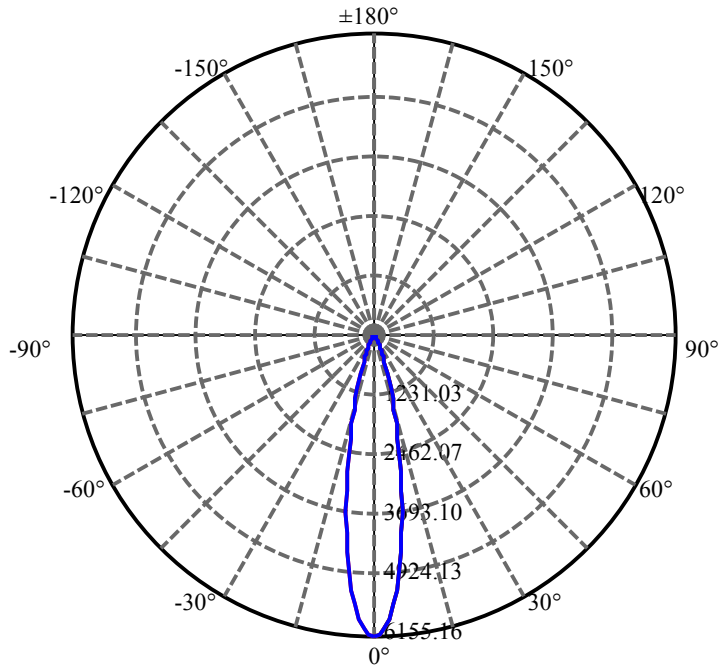
Lumens(lm): 1089.14, Efficiency(%): 76.16% , Luminous Efficacy(lm/W): 77.70

Central intensity(cd): 6155.164, Maximum intensity(cd): 6155.164

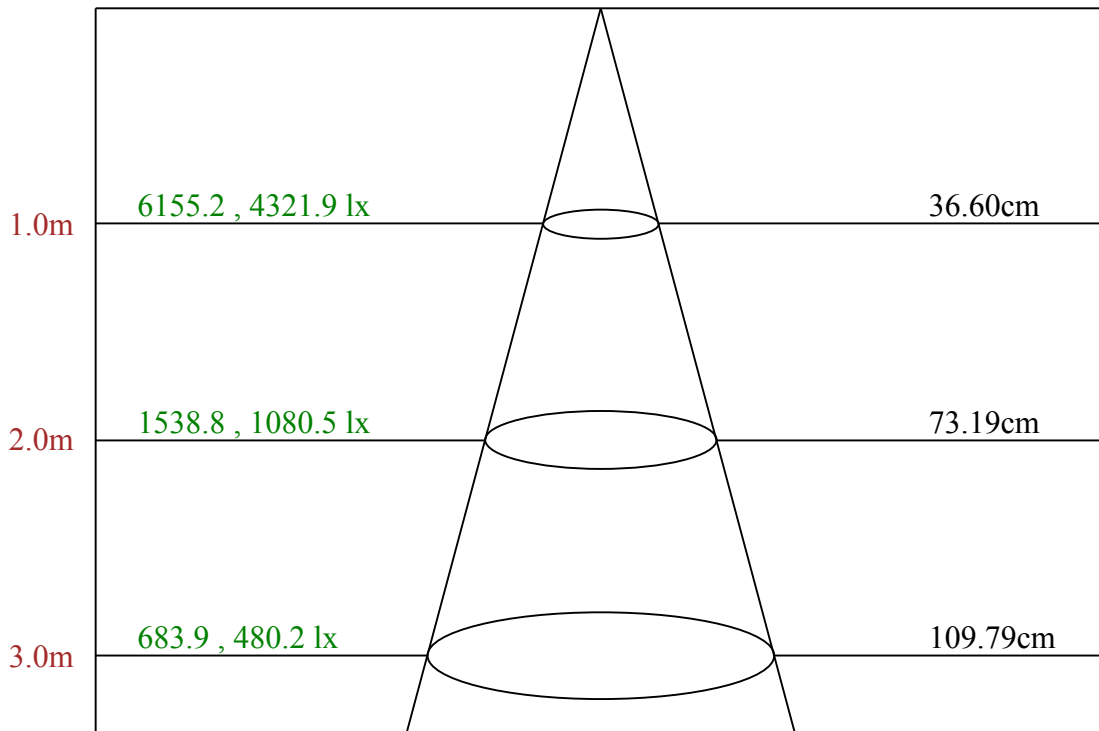
Angle of maximum intensity: $C=0.0$ $\gamma=0.0$

Beam angle of C0 plane : 20.74

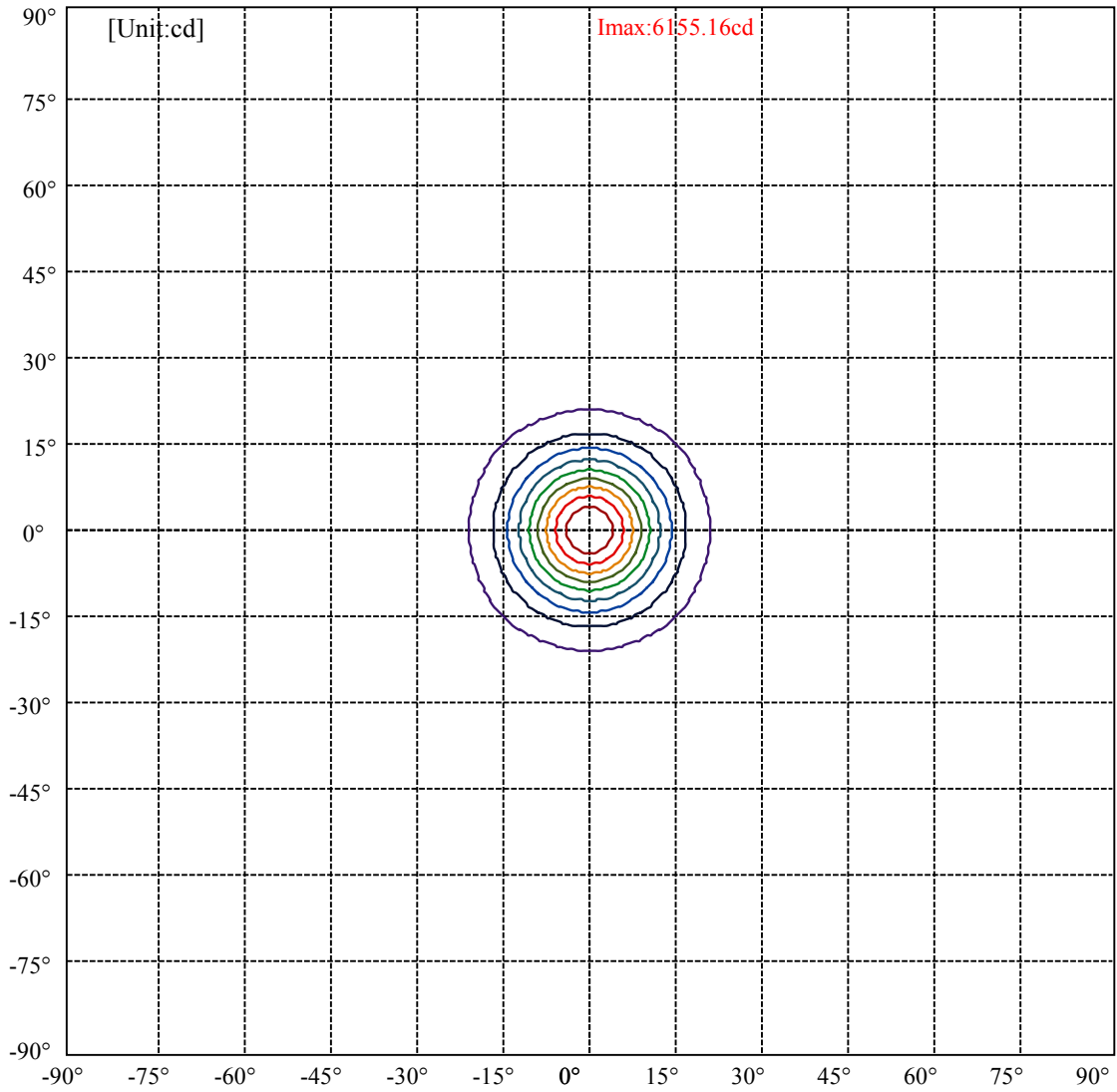
Aveage BeamAngle(IEC 61341):20.74



C0(Max): —
C0/C180: —
C90/C270: —



Max , Ave Beam angle of C0 plane 20.74



(10%Imax) 615.516	—
(20%Imax) 1231.03	—
(30%Imax) 1846.55	—
(40%Imax) 2462.07	—
(50%Imax) 3077.58	—
(60%Imax) 3693.1	—
(70%Imax) 4308.61	—
(80%Imax) 4924.13	—
(90%Imax) 5539.65	—

lumini

Luminance Limiting Curve(no luminous side)

Luminance Table

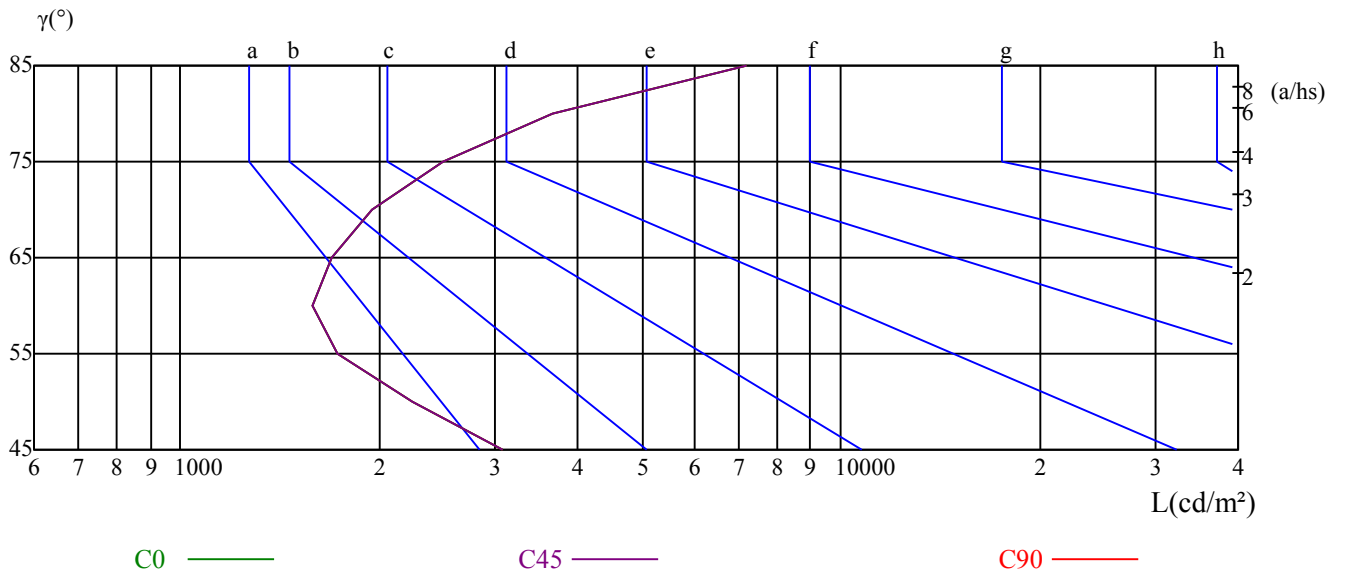
γ	45	50	55	60	65	70	75	80	85
C0	3079	2251	1728	1588	1689	1954	2491	3667	7201
C45	3079	2251	1728	1588	1689	1954	2491	3667	7201
C90	3079	2251	1728	1588	1689	1954	2491	3667	7201

L(Hor)(65)	L(Ver)(65)	L45(65)	L(Hor)(75)	L(Ver)(75)	L45(75)	L(Hor)(85)	L(Ver)(85)	L45(85)
1689	1689	1689	2491	2491	2491	7201	7201	7201

Glare Table

Glare	Quality	Service Values Illuminance(lx)							
1.15	A	2000	1000	500	<=300				
1.5	B		2000	1000	500	<=300			
1.85	C			2000	1000	500	<=300		
2.2	D				2000	1000	500	<=300	
2.55	E					2000	1000	500	<=300
		a	b	c	d	e	f	g	h

Luminance Limiting Curve



Illumination assessment according UGR											
Rf of Ceiling	70	70	50	50	30	70	70	50	50	30	
Rf of Wall	50	30	50	30	30	50	30	50	30	30	
Rf of Floor	20	20	20	20	20	20	20	20	20	20	
Room dimensions		Viewed crosswise					Viewed endwise				
X	Y										
2H	2H	6.21	7.11	6.62	7.46	7.83	6.90	7.80	7.31	8.15	8.52
	3H	7.03	7.82	7.45	8.20	8.60	7.61	8.40	8.03	8.78	9.18
	4H	7.74	8.47	8.18	8.87	9.29	8.23	8.97	8.67	9.36	9.78
	6H	8.85	9.52	9.31	9.94	10.39	9.24	9.91	9.69	10.33	10.78
	8H	9.58	10.22	10.04	10.64	11.10	9.91	10.55	10.37	10.97	11.43
	12H	10.51	11.12	10.97	11.55	12.02	10.80	11.41	11.27	11.85	12.31
4H	2H	6.31	7.04	6.75	7.44	7.86	6.92	7.66	7.36	8.05	8.47
	3H	7.42	8.04	7.89	8.48	8.95	7.91	8.53	8.37	8.96	9.43
	4H	8.45	8.99	8.93	9.45	9.95	8.84	9.37	9.32	9.84	10.33
	6H	9.85	10.32	10.36	10.81	11.31	10.13	10.60	10.64	11.10	11.60
	8H	10.78	11.21	11.30	11.71	12.23	11.01	11.45	11.54	11.95	12.47
	12H	11.92	12.32	12.45	12.81	13.38	12.14	12.54	12.67	13.03	13.60
8H	4H	8.86	9.30	9.39	9.80	10.32	9.19	9.62	9.71	10.12	10.64
	6H	10.59	10.94	11.13	11.46	12.02	10.81	11.17	11.35	11.68	12.24
	8H	11.78	12.08	12.35	12.64	13.18	11.96	12.26	12.53	12.82	13.36
	12H	13.18	13.41	13.76	13.96	14.53	13.36	13.58	13.93	14.13	14.70
12H	4H	9.00	9.40	9.52	9.89	10.46	9.30	9.71	9.83	10.20	10.76
	6H	10.89	11.19	11.46	11.75	12.29	11.10	11.39	11.67	11.95	12.50
	8H	12.17	12.40	12.75	12.95	13.52	12.34	12.56	12.91	13.11	13.68
Variation with the observer position at spacings:											
S = 1.0H		1.7/-1.2					1.7/-1.2				
S = 1.5H		2.0/-1.3					2.0/-1.3				
S = 2.0H		2.2/-1.2					2.2/-1.2				
Standard tables:		BKBF					BKBF				
Uncorrected UGR		-5.2					-5.2				

依据CIE Publ. 117 计算 UGR, S/H = 0.25