



lumini Solucoes em Iluminacao LTDA  
www.lumini.com.br  
Email:laboratorio@lumini.com.br  
Tel:+55 11 3437-5555 Fax:+55 11 3437-5555  
Address:Rua Ferreira Viana, 716 - Socorro - São Paulo/SP

---

## lumini

---

LumCAT:

Luminaire: mini frame concentra 50 serie 3 e fa

LampCAT: modulo led 18W 30K irc 90

Ballast type: led driver 700mA

Report No:

Voltage(V): 127.7700

Test No:

Current(A): 0.1570

Number of Lamps: 1

Power (W): 19.8800

Lamp flux(lm): 2145.0

PF: 0.9890

Length(mm): 468

Width(mm): 17

Phm Type: C

Height(mm): 0

---

## Photometric Results

---

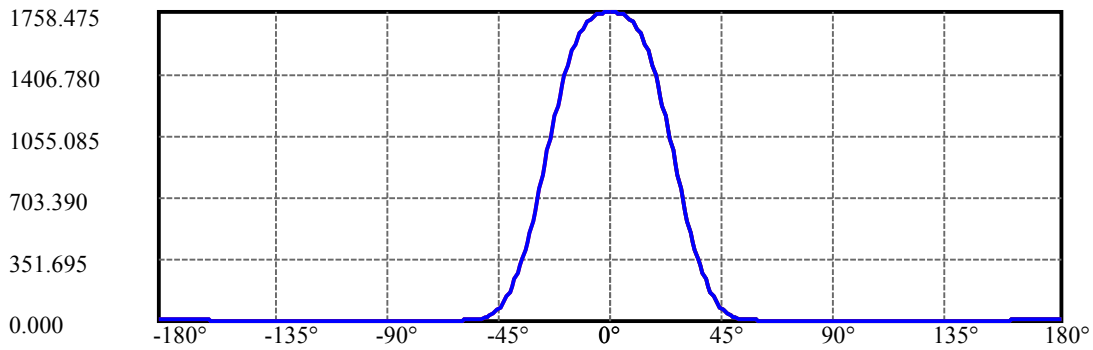
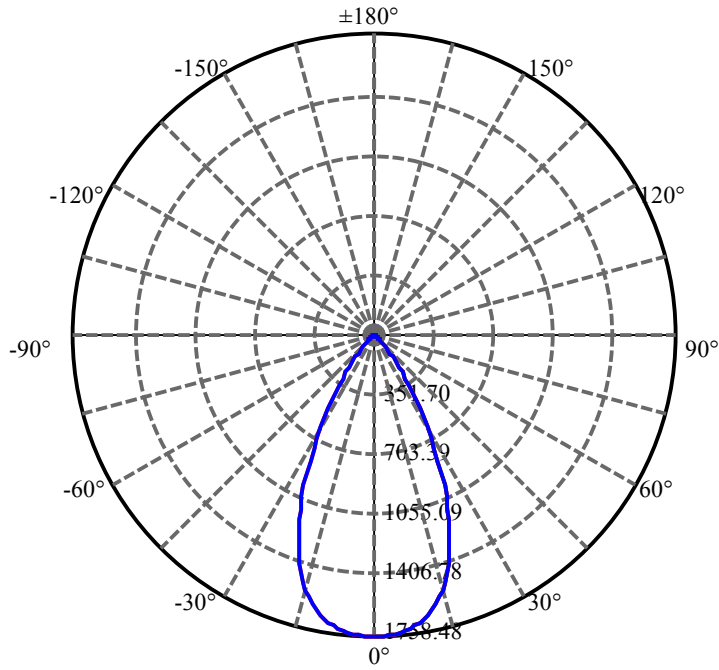
Lumens(lm): 1349.71, Efficiency(%): 62.92% , Luminous Efficacy(lm/W): 67.89

Central intensity(cd): 1758.475, Maximum intensity(cd): 1758.475

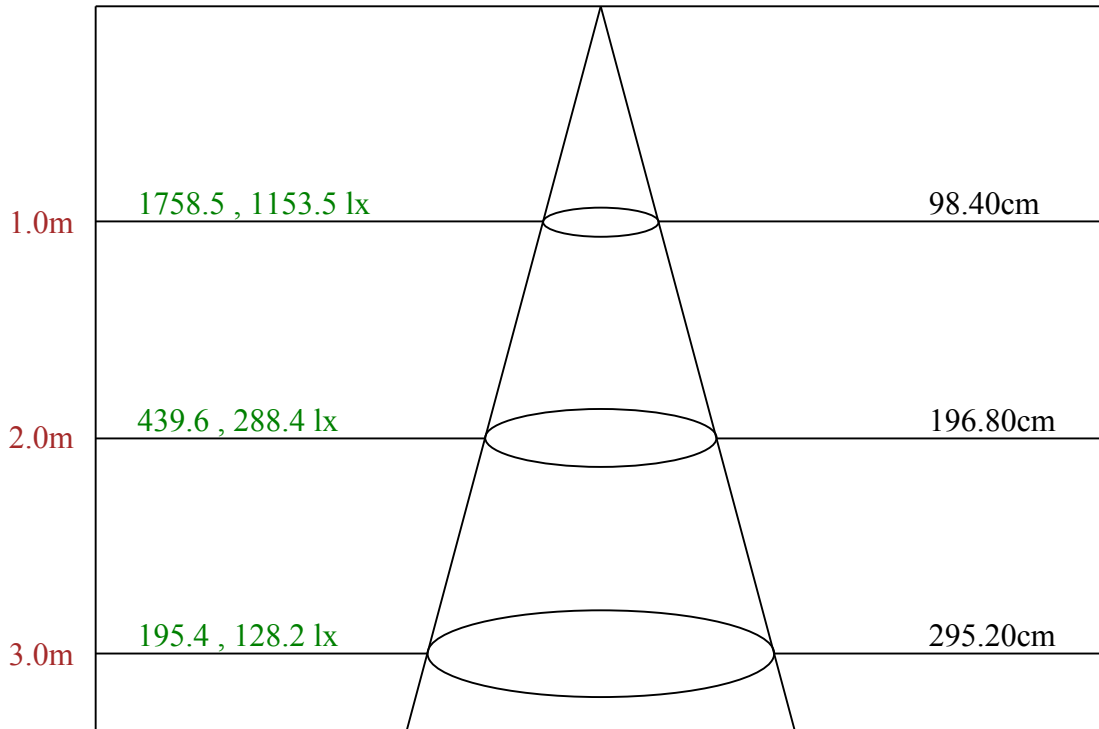
Angle of maximum intensity:  $C=0.0$   $\gamma=0.0$

Beam angle of C0 plane : 52.39

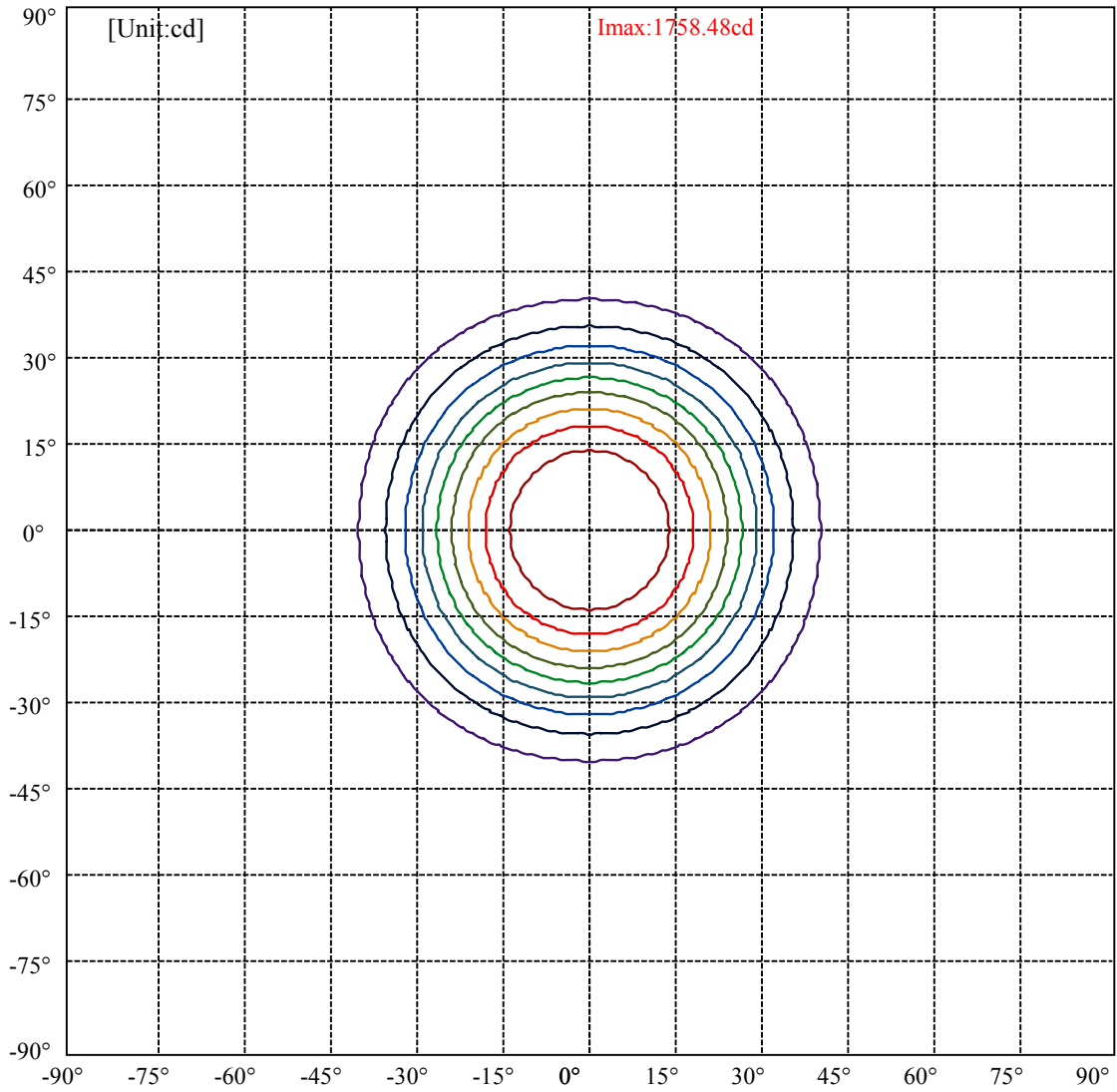
Aveage BeamAngle(IEC 61341):52.39



C0(Max): —  
C0/C180: —  
C90/C270: —



Max , Ave      Beam angle of C0 plane 52.39



(10%Imax) 175.848	—
(20%Imax) 351.695	—
(30%Imax) 527.543	—
(40%Imax) 703.39	—
(50%Imax) 879.238	—
(60%Imax) 1055.09	—
(70%Imax) 1230.93	—
(80%Imax) 1406.78	—
(90%Imax) 1582.63	—

lumini

Luminance Limiting Curve(no luminous side)

Luminance Table

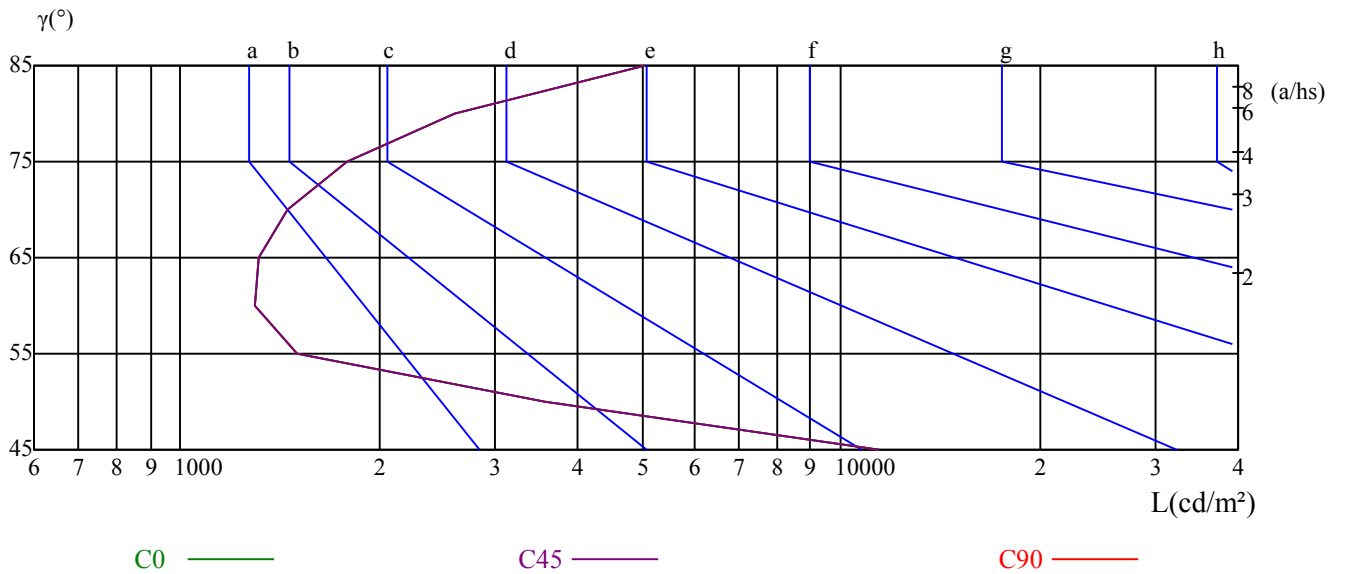
$\gamma$	45	50	55	60	65	70	75	80	85
C0	11467	3564	1501	1299	1313	1448	1786	2593	5064
C45	11467	3564	1501	1299	1313	1448	1786	2593	5064
C90	11467	3564	1501	1299	1313	1448	1786	2593	5064

L(Hor)(65)	L(Ver)(65)	L45(65)	L(Hor)(75)	L(Ver)(75)	L45(75)	L(Hor)(85)	L(Ver)(85)	L45(85)
1313	1313	1313	1786	1786	1786	5064	5064	5064

Glare Table

Glare	Quality	Service Values Illuminance(lx)							
1.15	A	2000	1000	500	<=300				
1.5	B		2000	1000	500	<=300			
1.85	C			2000	1000	500	<=300		
2.2	D				2000	1000	500	<=300	
2.55	E					2000	1000	500	<=300
		a	b	c	d	e	f	g	h

Luminance Limiting Curve



Illumination assessment according UGR											
Rf of Ceiling	70	70	50	50	30	70	70	50	50	30	
Rf of Wall	50	30	50	30	30	50	30	50	30	30	
Rf of Floor	20	20	20	20	20	20	20	20	20	20	
Room dimensions		Viewed crosswise					Viewed endwise				
X	Y										
2H	2H	19.33	20.27	19.73	20.62	20.98	19.78	20.71	20.18	21.07	21.43
	3H	19.13	19.97	19.56	20.34	20.74	19.58	20.41	20.00	20.79	21.18
	4H	19.04	19.82	19.48	20.21	20.62	19.49	20.26	19.93	20.65	21.07
	6H	18.99	19.69	19.44	20.11	20.55	19.43	20.13	19.88	20.55	20.99
	8H	18.94	19.61	19.40	20.04	20.49	19.37	20.05	19.83	20.47	20.92
	12H	18.92	19.55	19.38	19.99	20.45	19.34	19.98	19.81	20.41	20.88
4H	2H	19.02	19.79	19.45	20.18	20.59	19.46	20.23	19.90	20.63	21.04
	3H	18.79	19.44	19.25	19.87	20.33	19.24	19.88	19.70	20.31	20.78
	4H	18.74	19.30	19.22	19.76	20.25	19.18	19.74	19.66	20.20	20.69
	6H	18.66	19.15	19.17	19.64	20.13	19.09	19.58	19.60	20.07	20.57
	8H	18.65	19.11	19.17	19.60	20.12	19.08	19.53	19.60	20.02	20.54
	12H	18.69	19.11	19.21	19.60	20.16	19.10	19.52	19.62	20.01	20.57
8H	4H	18.56	19.01	19.07	19.50	20.02	18.99	19.45	19.51	19.94	20.46
	6H	18.49	18.86	19.03	19.37	19.93	18.91	19.29	19.45	19.80	20.35
	8H	18.56	18.87	19.13	19.43	19.97	18.97	19.28	19.54	19.84	20.38
	12H	18.66	18.90	19.23	19.45	20.01	19.05	19.29	19.62	19.84	20.40
12H	4H	18.51	18.93	19.03	19.41	19.98	18.95	19.36	19.47	19.85	20.41
	6H	18.49	18.80	19.06	19.36	19.90	18.91	19.22	19.48	19.78	20.32
	8H	18.54	18.78	19.12	19.33	19.90	18.95	19.19	19.52	19.74	20.30
Variation with the observer position at spacings:											
S = 1.0H	4.9/-10.7					4.9/-10.7					
S = 1.5H	7.5/-8.8					7.5/-8.8					
S = 2.0H	9.3/-7.5					9.3/-7.5					
Standard tables:	BK1					BK1					
Uncorrected UGR	-1.6					-1.6					

依据CIE Publ. 117 计算 UGR, S/H = 0.25