



lumini Solucoes em Iluminacao LTDA
www.lumini.com.br
Email:laboratorio@lumini.com.br
Tel:+55 11 3437-5555 Fax:+55 11 3437-5555
Address:Rua Ferreira Viana, 716 - Socorro - São Paulo/SP

lumini

LumCAT:

Luminaire: mini frame concentra 8 serie 3 e fc

LampCAT: modulo led 6W 30K irc 90

Ballast type: led driver 700mA

Report No:

Voltage(V): 127.8500

Test No:

Current(A): 0.0620

Number of Lamps: 1

Power (W): 7.5550

Lamp flux(lm): 700.0

PF: 0.9520

Length(mm): 70

Width(mm): 17

Phm Type: C

Height(mm): 0

Photometric Results

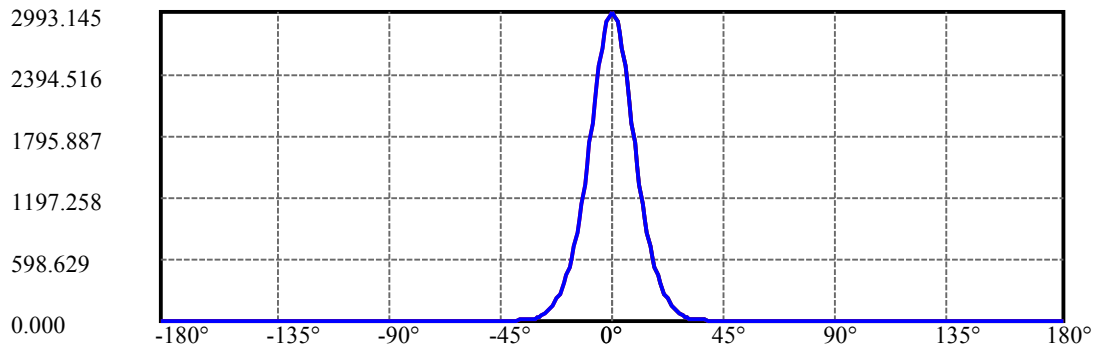
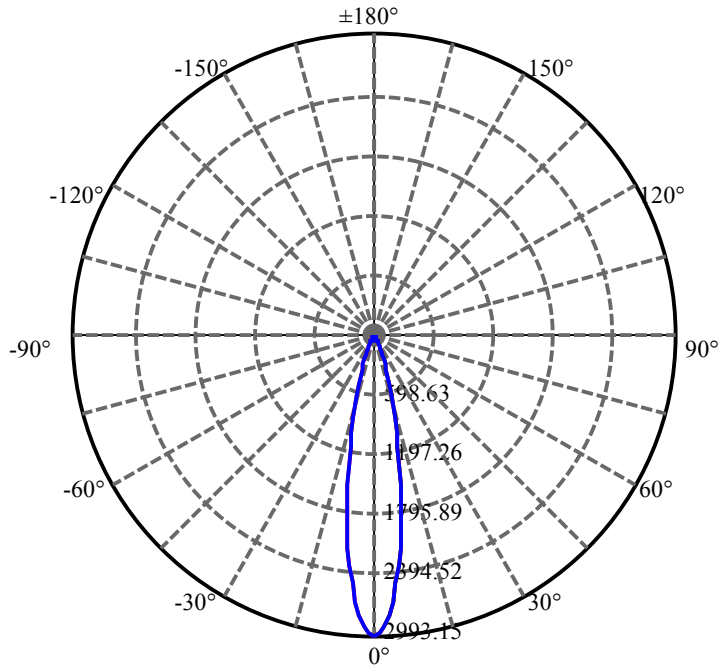
Lumens(lm): 498.60, Efficiency(%): 71.23% , Luminous Efficacy(lm/W): 66.00

Central intensity(cd): 2993.145, Maximum intensity(cd): 2993.145

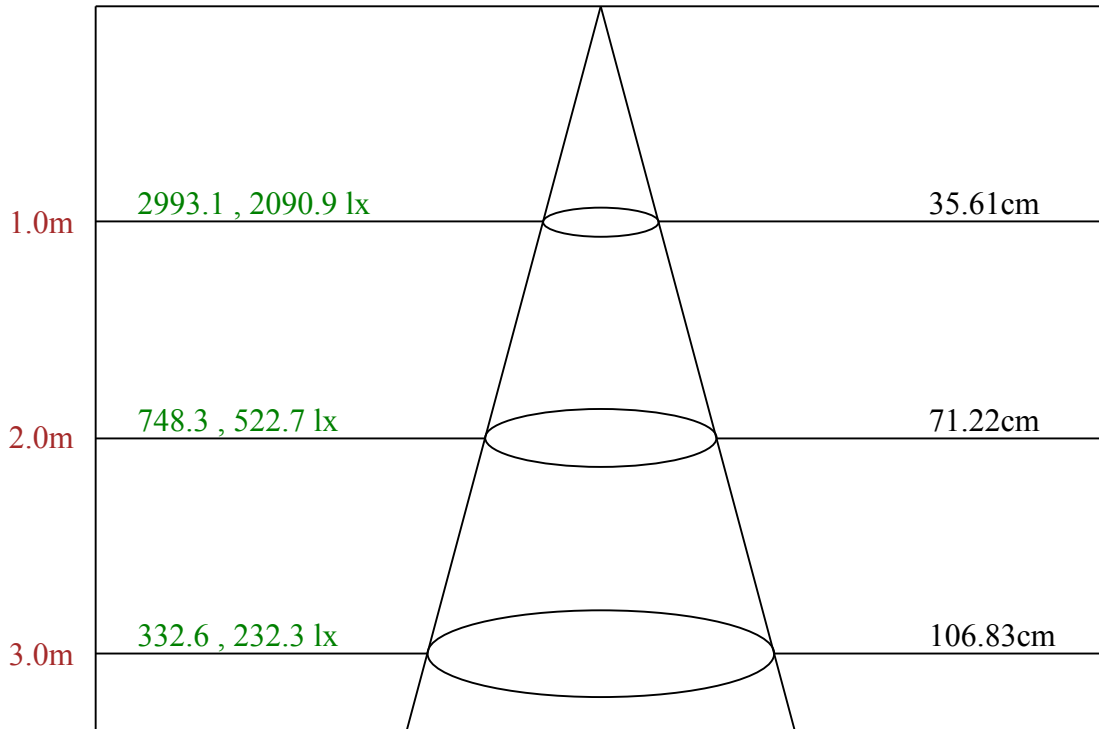
Angle of maximum intensity: $C=0.0$ $\gamma=0.0$

Beam angle of C0 plane : 20.19

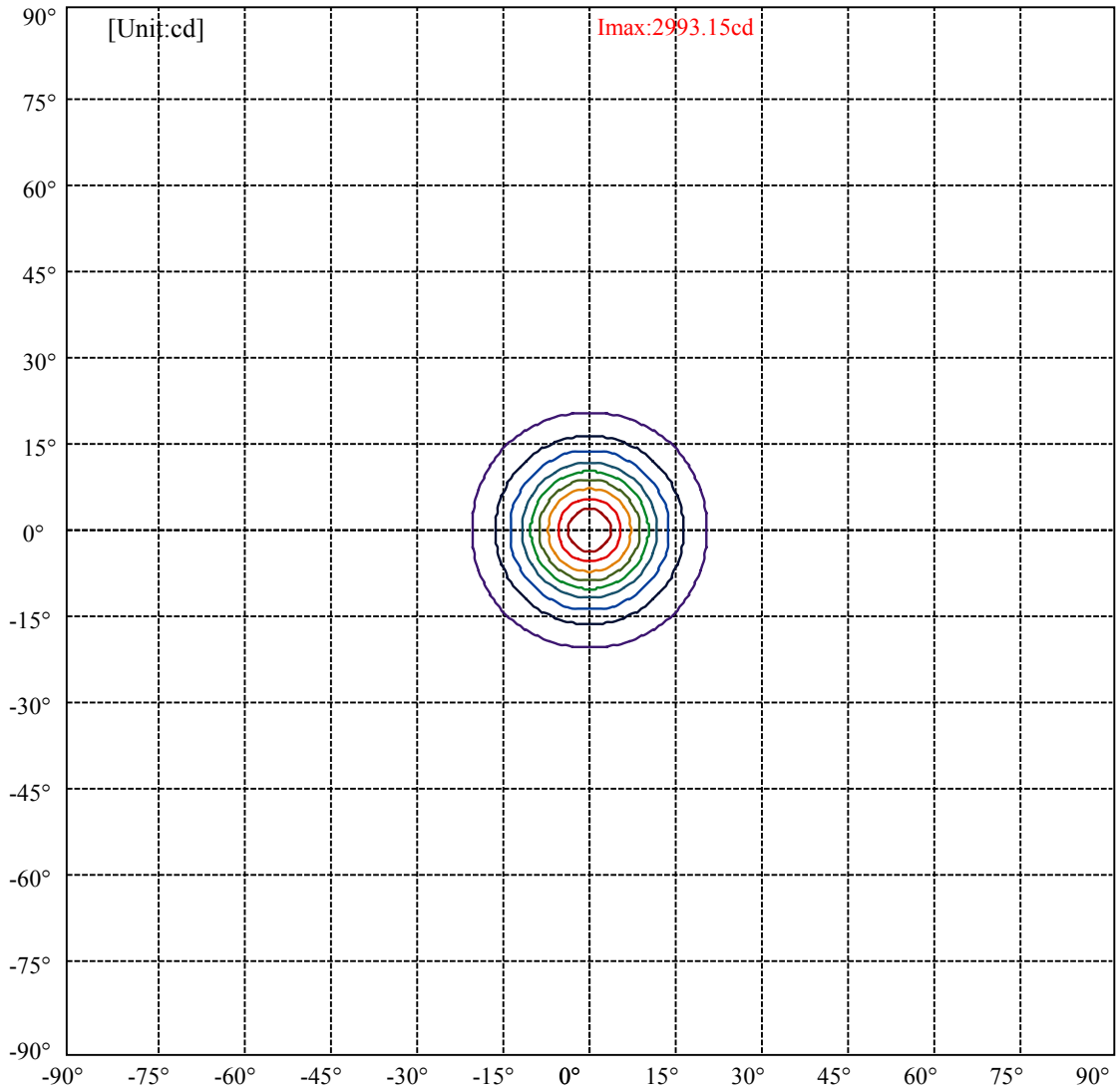
Aveage BeamAngle(IEC 61341):20.19



C0(Max): —
C0/C180: —
C90/C270: —



Max , Ave Beam angle of C0 plane 20.19



(10%Imax) 299.315	—
(20%Imax) 598.629	—
(30%Imax) 897.944	—
(40%Imax) 1197.26	—
(50%Imax) 1496.57	—
(60%Imax) 1795.89	—
(70%Imax) 2095.2	—
(80%Imax) 2394.52	—
(90%Imax) 2693.83	—

Luminance Table

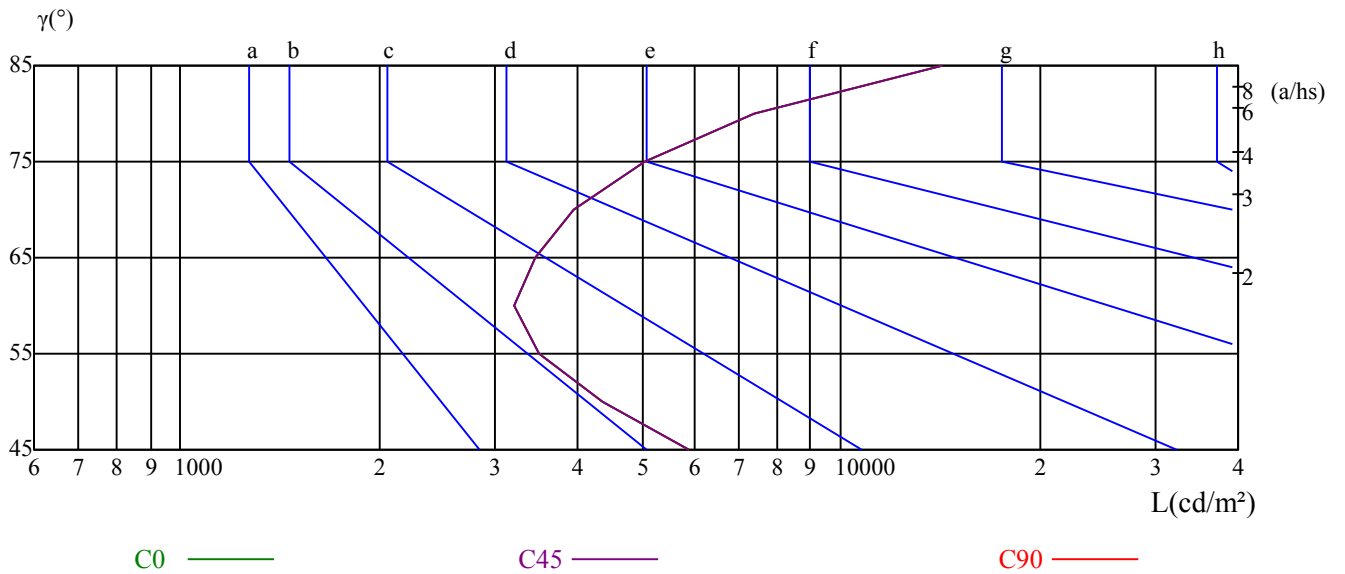
γ	45	50	55	60	65	70	75	80	85
C0	5884	4349	3488	3201	3444	3948	5063	7373	14230
C45	5884	4349	3488	3201	3444	3948	5063	7373	14230
C90	5884	4349	3488	3201	3444	3948	5063	7373	14230

L(Hor)(65)	L(Ver)(65)	L45(65)	L(Hor)(75)	L(Ver)(75)	L45(75)	L(Hor)(85)	L(Ver)(85)	L45(85)
3444	3444	3444	5063	5063	5063	14230	14230	14230

Glare Table

Glare	Quality	Service Values Illuminance(lx)							
1.15	A	2000	1000	500	<=300				
1.5	B		2000	1000	500	<=300			
1.85	C			2000	1000	500	<=300		
2.2	D				2000	1000	500	<=300	
2.55	E					2000	1000	500	<=300
		a	b	c	d	e	f	g	h

Luminance Limiting Curve



Illumination assessment according UGR											
Rf of Ceiling	70	70	50	50	30	70	70	50	50	30	
Rf of Wall	50	30	50	30	30	50	30	50	30	30	
Rf of Floor	20	20	20	20	20	20	20	20	20	20	
Room dimensions		Viewed crosswise					Viewed endwise				
X	Y										
2H	2H	9.19	10.08	9.59	10.43	10.80	8.57	9.46	8.97	9.81	10.18
	3H	9.91	10.70	10.34	11.09	11.48	9.47	10.26	9.90	10.64	11.04
	4H	10.58	11.32	11.02	11.72	12.13	10.19	10.92	10.63	11.32	11.74
	6H	11.65	12.32	12.11	12.74	13.19	11.29	11.97	11.75	12.38	12.83
	8H	12.32	12.96	12.78	13.39	13.85	12.04	12.68	12.50	13.10	13.56
	12H	13.24	13.84	13.70	14.28	14.75	12.95	13.55	13.41	13.99	14.45
4H	2H	9.24	9.97	9.68	10.37	10.79	8.69	9.42	9.13	9.82	10.24
	3H	10.25	10.87	10.72	11.31	11.77	9.90	10.52	10.37	10.96	11.42
	4H	11.24	11.77	11.72	12.24	12.73	10.92	11.46	11.40	11.92	12.42
	6H	12.59	13.06	13.10	13.55	14.05	12.31	12.78	12.82	13.27	13.77
	8H	13.46	13.89	13.98	14.39	14.91	13.25	13.68	13.77	14.18	14.70
	12H	14.60	15.00	15.12	15.49	16.05	14.36	14.76	14.88	15.25	15.82
8H	4H	11.61	12.04	12.13	12.54	13.06	11.34	11.78	11.86	12.27	12.79
	6H	13.27	13.62	13.81	14.14	14.70	13.05	13.41	13.59	13.92	14.48
	8H	14.41	14.70	14.98	15.26	15.80	14.25	14.55	14.82	15.10	15.65
	12H	15.80	16.03	16.38	16.58	17.15	15.60	15.83	16.18	16.38	16.95
12H	4H	11.73	12.13	12.25	12.62	13.18	11.47	11.88	12.00	12.37	12.93
	6H	13.55	13.84	14.12	14.40	14.95	13.35	13.65	13.92	14.20	14.75
	8H	14.77	15.00	15.35	15.55	16.12	14.63	14.86	15.21	15.41	15.98
Variation with the observer position at spacings:											
S = 1.0H		1.3/-1.1					1.3/-1.1				
S = 1.5H		1.5/-1.2					1.5/-1.2				
S = 2.0H		1.7/-1.2					1.7/-1.2				
Standard tables:		BKBF					BKBF				
Uncorrected UGR		-3.0					-3.0				

依据CIE Publ. 117 计算 UGR, S/H = 0.25