



lumini Solucoes em Iluminacao LTDA  
www.lumini.com.br  
Email:laboratorio@lumini.com.br  
Tel:+55 11 3437-5555 Fax:+55 11 3437-5555  
Address:Rua Ferreira Viana, 716 - Socorro - São Paulo/SP

---

## lumini

---

LumCAT:

Luminaire: mini linea diffuse 50 c sr2 7.5W

LampCAT: modulo led 15Wm 30K irc 90

Ballast type: led line driver 12V

Report No:

Voltage(V): 127.7900

Test No:

Current(A): 0.1000

Number of Lamps: 1

Power (W): 11.7400

Lamp flux(lm): 707.0

PF: 0.9150

Length(mm): 500

Width(mm): 50

Phm Type: C

Height(mm): 0

---

## Photometric Results

---

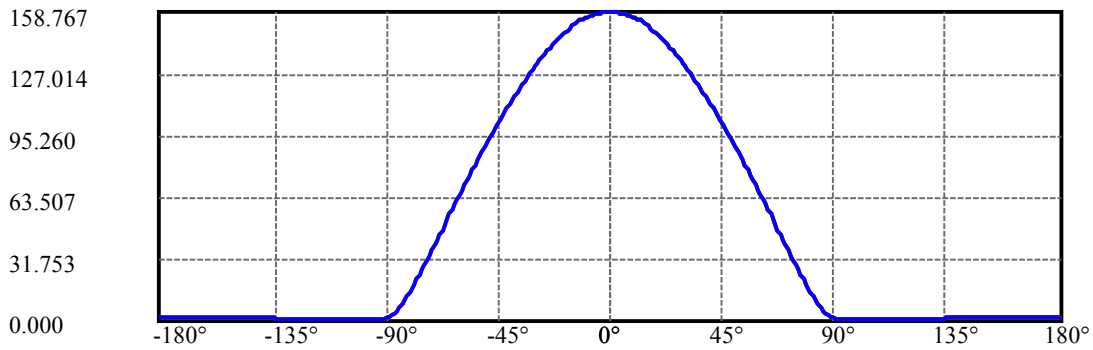
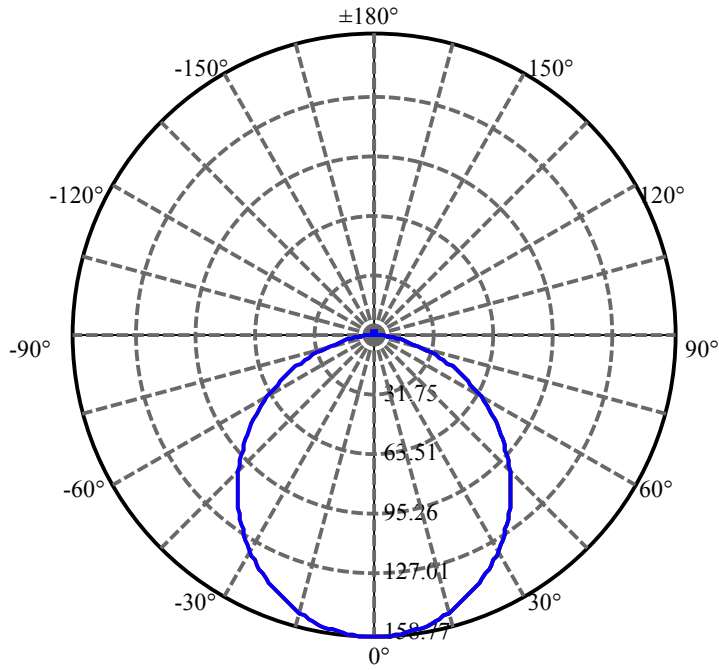
Lumens(lm): 439.50, Efficiency(%): 62.16% , Luminous Efficacy(lm/W): 37.44

Central intensity(cd): 158.767, Maximum intensity(cd): 158.767

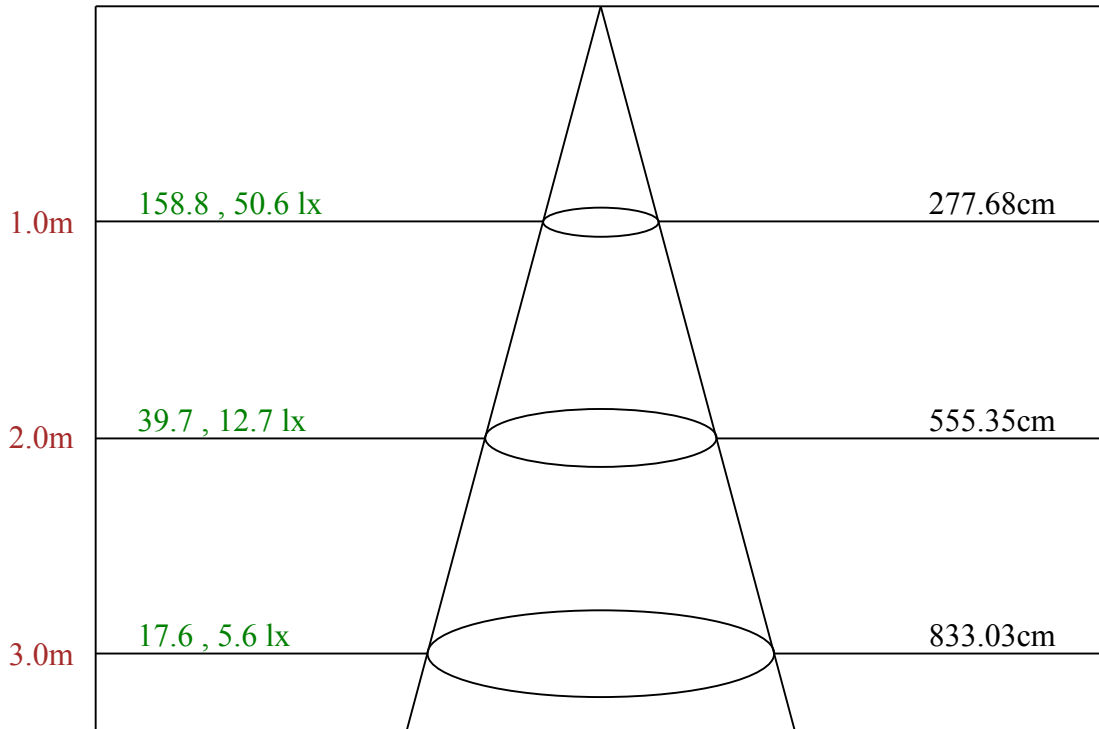
Angle of maximum intensity: C=0.0  $\gamma$ =0.0

Beam angle of C0 plane : 108.47

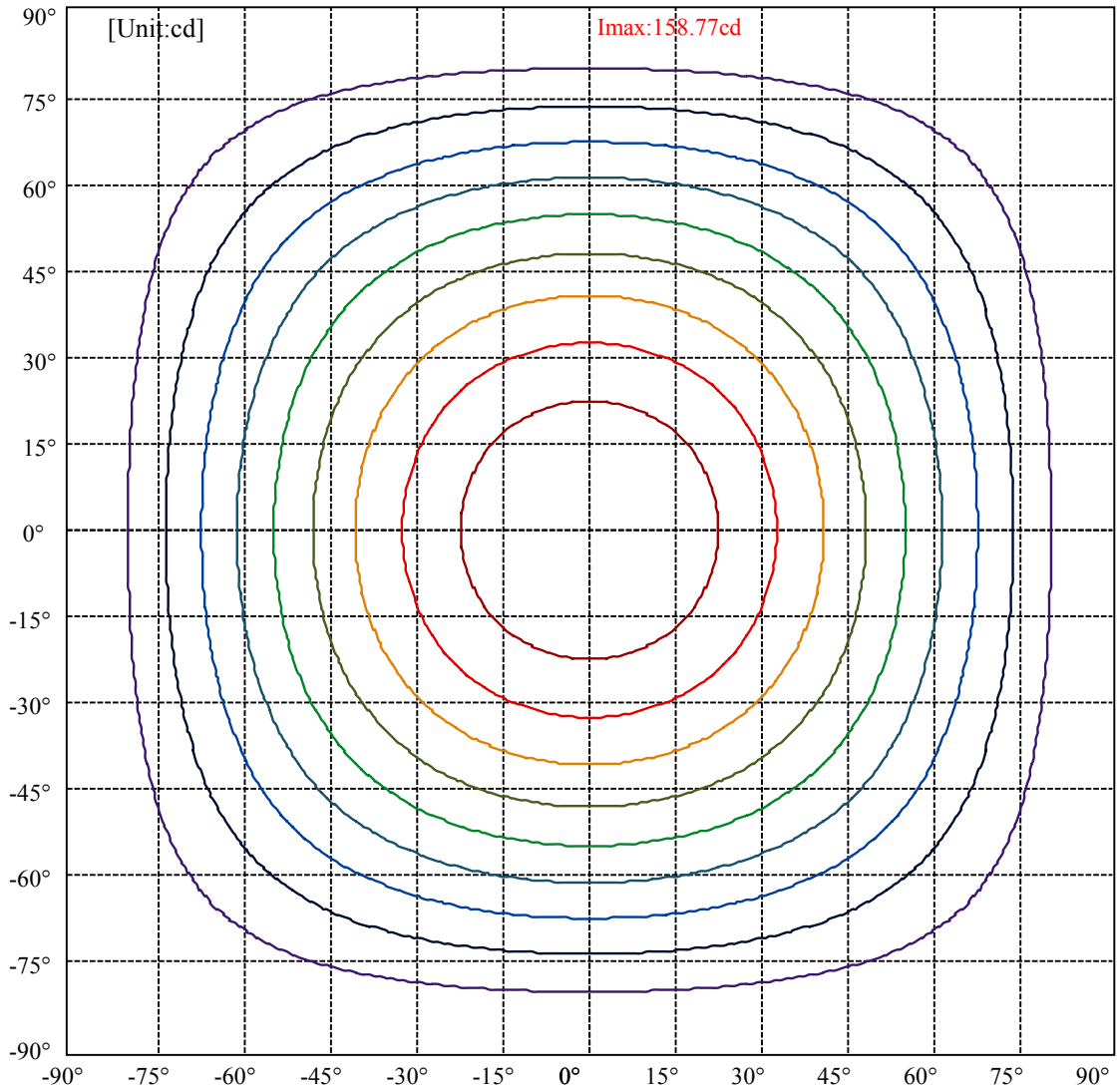
Aveage BeamAngle(IEC 61341):108.47



C0(Max): —  
C0/C180: —  
C90/C270: —



Max , Ave      Beam angle of C0 plane 108.47



(10%Imax) 15.8767	—
(20%Imax) 31.7535	—
(30%Imax) 47.6302	—
(40%Imax) 63.507	—
(50%Imax) 79.3837	—
(60%Imax) 95.2605	—
(70%Imax) 111.137	—
(80%Imax) 127.014	—
(90%Imax) 142.891	—

lumini

Luminance Limiting Curve(no luminous side)

Luminance Table

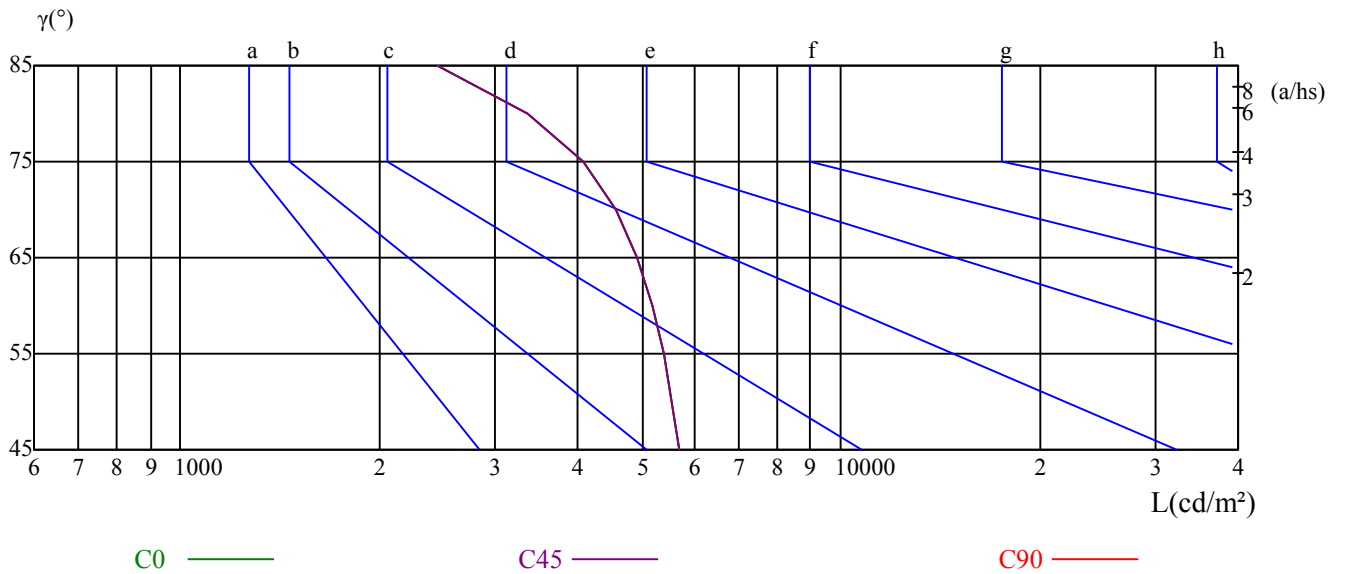
$\gamma$	45	50	55	60	65	70	75	80	85
C0	5711	5563	5410	5201	4915	4561	4063	3349	2450
C45	5711	5563	5410	5201	4915	4561	4063	3349	2450
C90	5711	5563	5410	5201	4915	4561	4063	3349	2450

L(Hor)(65)	L(Ver)(65)	L45(65)	L(Hor)(75)	L(Ver)(75)	L45(75)	L(Hor)(85)	L(Ver)(85)	L45(85)
4915	4915	4915	4063	4063	4063	2450	2450	2450

Glare Table

Glare	Quality	Service Values Illuminance(lx)							
1.15	A	2000	1000	500	<=300				
1.5	B		2000	1000	500	<=300			
1.85	C			2000	1000	500	<=300		
2.2	D				2000	1000	500	<=300	
2.55	E					2000	1000	500	<=300
		a	b	c	d	e	f	g	h

Luminance Limiting Curve



Illumination assessment according UGR											
Rf of Ceiling	70	70	50	50	30	70	70	50	50	30	
Rf of Wall	50	30	50	30	30	50	30	50	30	30	
Rf of Floor	20	20	20	20	20	20	20	20	20	20	
Room dimensions		Viewed crosswise					Viewed endwise				
X	Y										
2H	2H	17.87	19.45	18.26	19.81	20.17	18.32	19.89	18.71	20.25	20.61
	3H	19.32	20.75	19.73	21.13	21.52	19.96	21.39	20.37	21.77	22.15
	4H	19.78	21.12	20.20	21.51	21.92	20.54	21.88	20.97	22.28	22.68
	6H	20.07	21.31	20.50	21.72	22.16	20.94	22.19	21.38	22.59	23.03
	8H	20.09	21.30	20.53	21.71	22.16	21.02	22.23	21.46	22.64	23.09
	12H	20.07	21.23	20.52	21.65	22.11	21.05	22.20	21.49	22.63	23.08
4H	2H	18.62	19.96	19.04	20.35	20.76	18.97	20.31	19.39	20.70	21.11
	3H	20.21	21.35	20.66	21.78	22.23	20.75	21.89	21.19	22.31	22.77
	4H	20.82	21.83	21.28	22.28	22.77	21.48	22.50	21.95	22.95	23.43
	6H	21.15	22.06	21.64	22.53	23.02	21.94	22.84	22.43	23.32	23.80
	8H	21.23	22.08	21.74	22.56	23.06	22.08	22.93	22.58	23.41	23.91
	12H	21.26	22.04	21.76	22.51	23.06	22.16	22.95	22.67	23.42	23.96
8H	4H	21.08	21.92	21.58	22.40	22.91	21.68	22.52	22.18	23.00	23.51
	6H	21.51	22.22	22.03	22.72	23.26	22.23	22.93	22.75	23.43	23.98
	8H	21.69	22.30	22.23	22.84	23.37	22.48	23.09	23.02	23.63	24.16
	12H	21.73	22.25	22.28	22.79	23.35	22.60	23.12	23.15	23.66	24.21
12H	4H	21.10	21.88	21.61	22.36	22.90	21.68	22.47	22.19	22.94	23.49
	6H	21.60	22.22	22.14	22.76	23.29	22.30	22.92	22.84	23.46	23.99
	8H	21.76	22.28	22.31	22.82	23.37	22.53	23.05	23.08	23.59	24.14
Variation with the observer position at spacings:											
S = 1.0H	0.3/-0.6					0.3/-0.6					
S = 1.5H	0.6/-0.7					0.6/-0.7					
S = 2.0H	0.8/-0.8					0.8/-0.8					
Standard tables:	BK3					BK3					
Uncorrected UGR	3.7					3.7					

依据CIE Publ. 117 计算 UGR, S/H = 0.25