



lumini Solucoes em Iluminacao LTDA
www.lumini.com.br
Email:laboratorio@lumini.com.br
Tel:+55 11 3437-5555 Fax:+55 11 3437-5555
Address:Rua Ferreira Viana, 716 - Socorro - São Paulo/SP

lumini

LumCAT:

Luminaire: mini linea diffuse 50 c sr2 12.5W

LampCAT: modulo led 25Wm 30K irc 90

Ballast type: led driver 700mA

Report No:

Voltage(V): 127.7600

Test No:

Current(A): 0.1510

Number of Lamps: 1

Power (W): 17.0680

Lamp flux(lm): 1748.0

PF: 0.8850

Length(mm): 500

Width(mm): 50

Phm Type: C

Height(mm): 0

Photometric Results

Lumens(lm): 1096.29, Efficiency(%): 62.72% , Luminous Efficacy(lm/W): 64.23

Central intensity(cd): 396.365, Maximum intensity(cd): 396.365

Angle of maximum intensity: C=0.0 γ =0.0

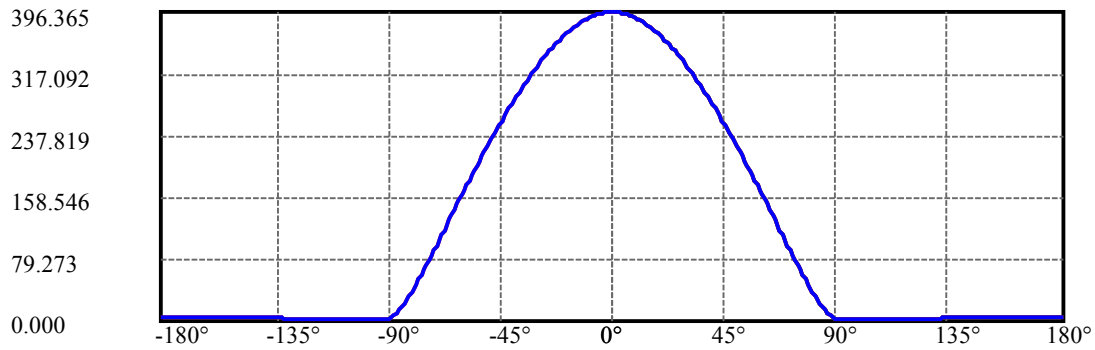
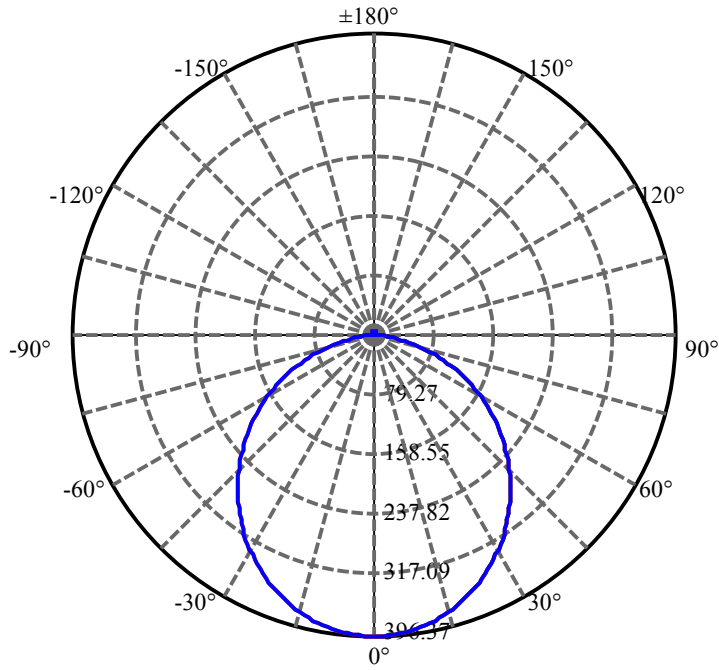
Beam angle of C0 plane : 108.45

Aveage BeamAngle(IEC 61341):108.45

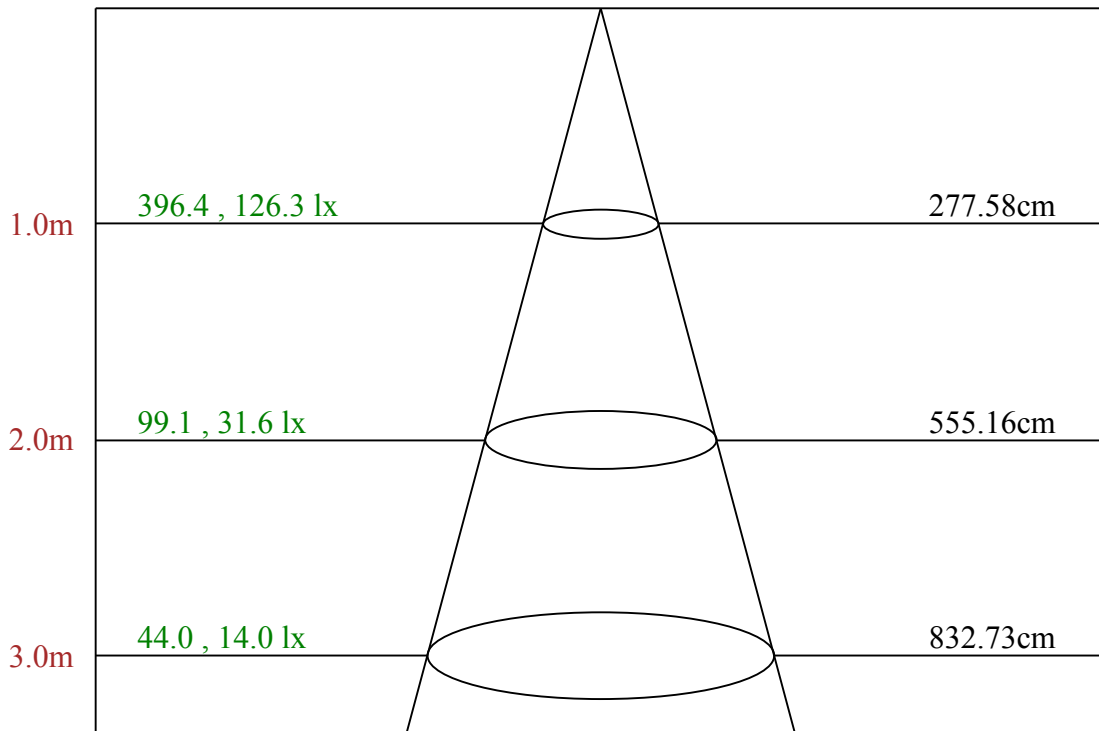
Equipment: equipamento lumini
Temperature(°C): 26.8

Date: 15/03/2025
Humidity(%): 58.0%

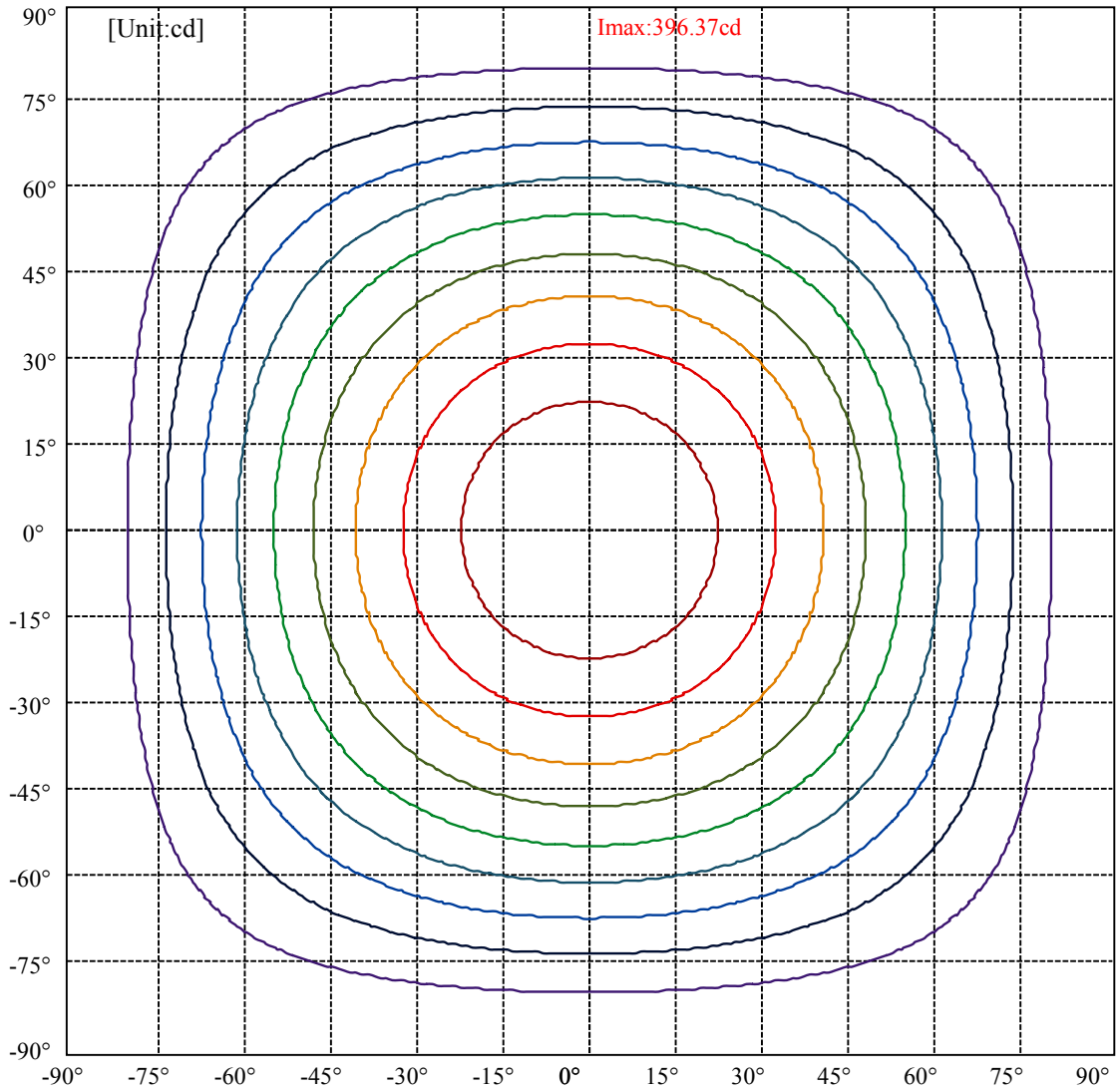
Operator: 01
Distance(m): 6.90



C0(Max): —
C0/C180: —
C90/C270: —



Max , Ave Beam angle of C0 plane 108.45



(10%Imax)	39.6365	—
(20%Imax)	79.273	—
(30%Imax)	118.91	—
(40%Imax)	158.546	—
(50%Imax)	198.183	—
(60%Imax)	237.819	—
(70%Imax)	277.456	—
(80%Imax)	317.092	—
(90%Imax)	356.729	—

Luminance Table

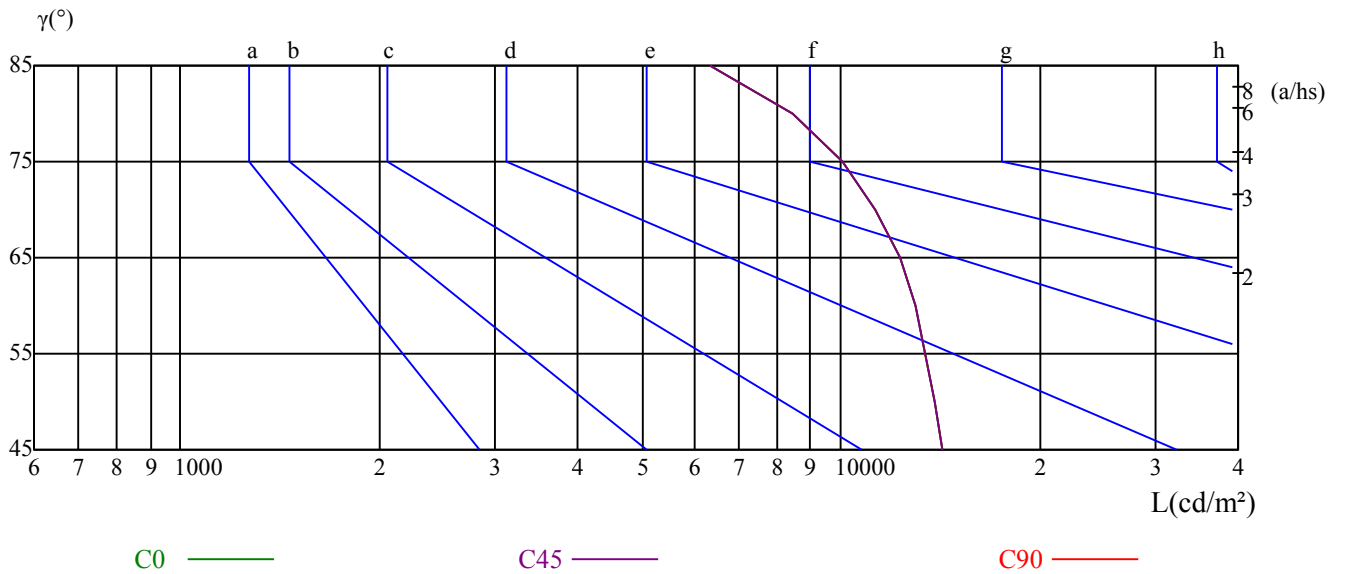
γ	45	50	55	60	65	70	75	80	85
C0	14229	13904	13461	12948	12278	11315	10096	8438	6342
C45	14229	13904	13461	12948	12278	11315	10096	8438	6342
C90	14229	13904	13461	12948	12278	11315	10096	8438	6342

L(Hor)(65)	L(Ver)(65)	L45(65)	L(Hor)(75)	L(Ver)(75)	L45(75)	L(Hor)(85)	L(Ver)(85)	L45(85)
12278	12278	12278	10096	10096	10096	6342	6342	6342

Glare Table

Glare	Quality	Service Values Illuminance(lx)							
1.15	A	2000	1000	500	<=300				
1.5	B		2000	1000	500	<=300			
1.85	C			2000	1000	500	<=300		
2.2	D				2000	1000	500	<=300	
2.55	E					2000	1000	500	<=300
		a	b	c	d	e	f	g	h

Luminance Limiting Curve



Illumination assessment according UGR											
Rf of Ceiling	70	70	50	50	30	70	70	50	50	30	
Rf of Wall	50	30	50	30	30	50	30	50	30	30	
Rf of Floor	20	20	20	20	20	20	20	20	20	20	
Room dimensions		Viewed crosswise					Viewed endwise				
X	Y										
2H	2H	21.41	22.99	21.80	23.35	23.71	21.66	23.24	22.05	23.59	23.96
	3H	22.96	24.38	23.37	24.76	25.15	23.32	24.75	23.74	25.13	25.52
	4H	23.49	24.83	23.91	25.22	25.63	23.91	25.25	24.33	25.64	26.05
	6H	23.85	25.09	24.28	25.50	25.94	24.33	25.57	24.76	25.98	26.42
	8H	23.91	25.12	24.35	25.53	25.98	24.42	25.62	24.86	26.03	26.48
	12H	23.93	25.08	24.38	25.51	25.96	24.44	25.60	24.89	26.02	26.48
4H	2H	22.18	23.52	22.61	23.92	24.33	22.37	23.71	22.80	24.11	24.52
	3H	23.87	25.01	24.32	25.44	25.89	24.17	25.32	24.62	25.74	26.20
	4H	24.57	25.58	25.03	26.03	26.52	24.92	25.94	25.39	26.39	26.87
	6H	24.99	25.89	25.48	26.37	26.85	25.41	26.31	25.90	26.79	27.28
	8H	25.11	25.96	25.62	26.44	26.95	25.57	26.41	26.07	26.89	27.40
	12H	25.18	25.97	25.69	26.44	26.99	25.65	26.43	26.16	26.91	27.45
8H	4H	24.86	25.70	25.36	26.19	26.69	25.18	26.02	25.68	26.50	27.01
	6H	25.40	26.11	25.92	26.61	27.15	25.78	26.49	26.30	26.99	27.53
	8H	25.64	26.25	26.18	26.79	27.33	26.05	26.66	26.59	27.21	27.74
	12H	25.75	26.27	26.30	26.81	27.36	26.18	26.70	26.73	27.24	27.79
12H	4H	24.89	25.67	25.40	26.15	26.69	25.20	25.98	25.70	26.45	27.00
	6H	25.51	26.12	26.05	26.67	27.20	25.88	26.49	26.42	27.03	27.57
	8H	25.73	26.25	26.28	26.80	27.35	26.13	26.65	26.68	27.19	27.74
Variation with the observer position at spacings:											
S = 1.0H	0.3/-0.6					0.3/-0.6					
S = 1.5H	0.6/-0.7					0.6/-0.7					
S = 2.0H	0.8/-0.8					0.8/-0.8					
Standard tables:	BK3					BK3					
Uncorrected UGR	6.9					6.9					

依据CIE Publ. 117 计算 UGR, S/H = 0.25