



lumini Solucoes em Iluminacao LTDA
www.lumini.com.br
Email:laboratorio@lumini.com.br
Tel:+55 11 3437-5555 Fax:+55 11 3437-5555
Address:Rua Ferreira Viana, 716 - Socorro - São Paulo/SP

lumini

LumCAT:

Luminaire: mini linea diffuse 50 down w1 sr2 15W

LampCAT: modulo led 30Wm 30K irc 90

Ballast type: led line driver 12V

Report No:

Voltage(V): 127.6400

Test No:

Current(A): 0.1680

Number of Lamps: 1

Power (W): 21.1400

Lamp flux(lm): 1414.0

PF: 0.9850

Length(mm): 505

Width(mm): 56

Phm Type: C

Height(mm): 0

Photometric Results

Lumens(lm): 762.24, Efficiency(%): 53.91% , Luminous Efficacy(lm/W): 36.06

Central intensity(cd): 273.151, Maximum intensity(cd): 273.151

Angle of maximum intensity: C=0.0 γ =0.0

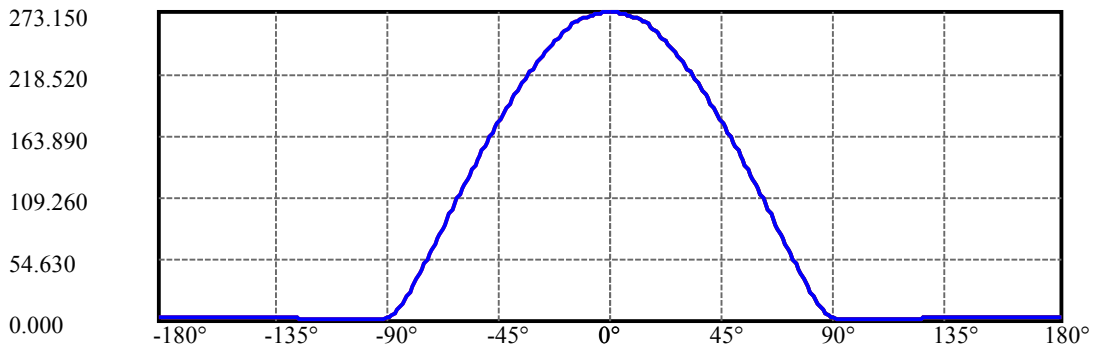
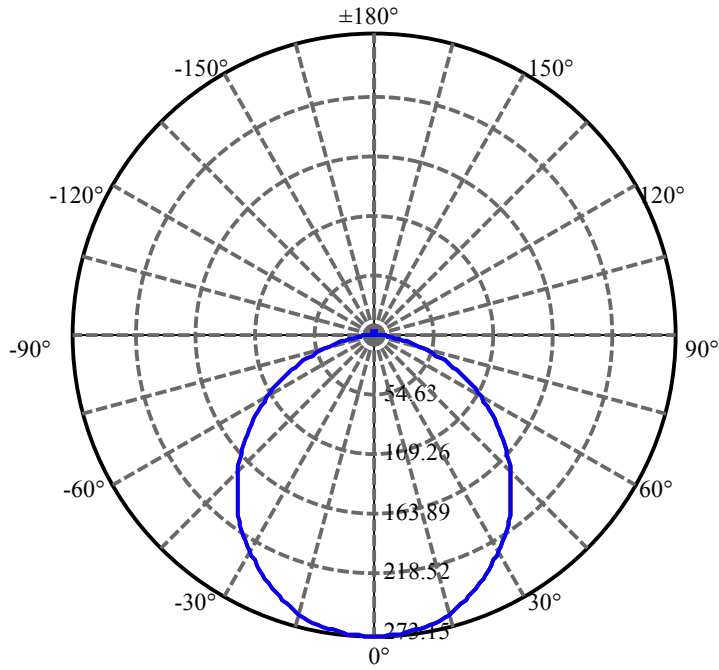
Beam angle of C0 plane : 108.53

Aveage BeamAngle(IEC 61341):108.53

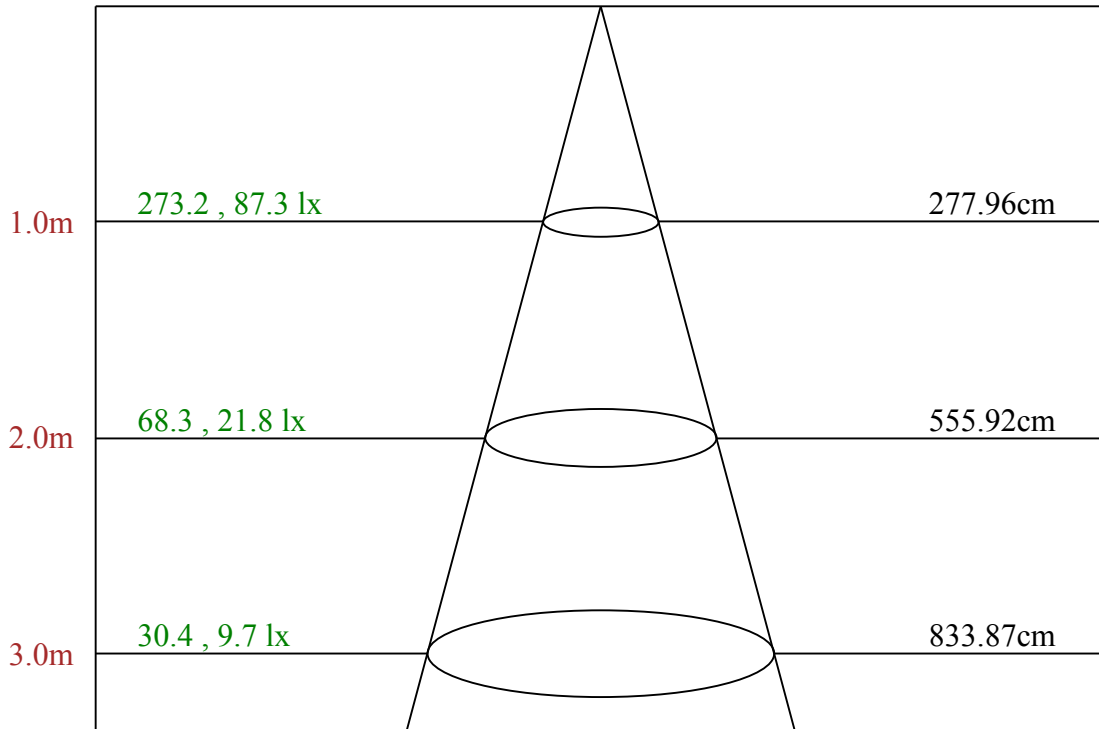
Equipment: equipamento lumini
Temperature(°C): 25.0

Date: 01/09/2025
Humidity(%): 58.0%

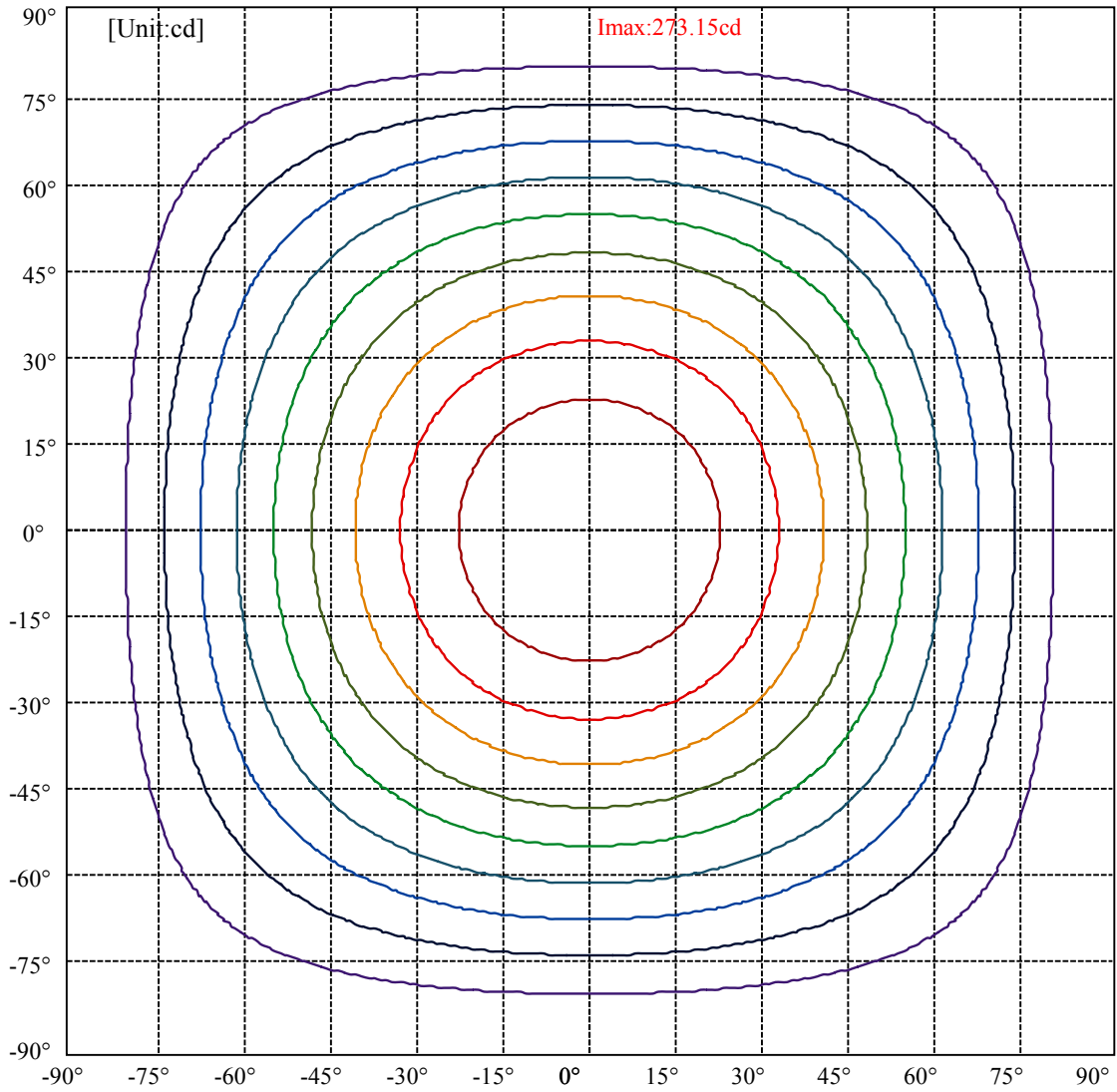
Operator: 01
Distance(m): 6.90



C0(Max): —
C0/C180: —
C90/C270: —



Max , Ave Beam angle of C0 plane 108.53



(10%Imax) 27.315	—
(20%Imax) 54.6301	—
(30%Imax) 81.9451	—
(40%Imax) 109.26	—
(50%Imax) 136.575	—
(60%Imax) 163.89	—
(70%Imax) 191.205	—
(80%Imax) 218.52	—
(90%Imax) 245.835	—

lumini

Luminance Limiting Curve(no luminous side)

Luminance Table

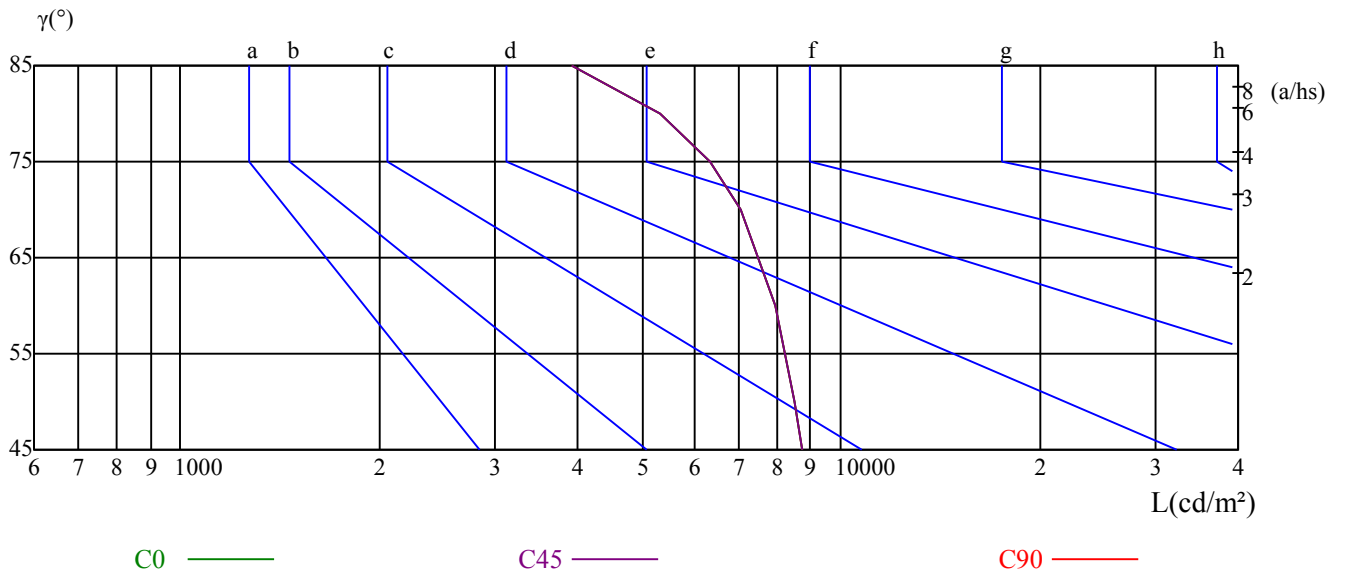
γ	45	50	55	60	65	70	75	80	85
C0	8738	8498	8223	7935	7518	7050	6357	5320	3924
C45	8738	8498	8223	7935	7518	7050	6357	5320	3924
C90	8738	8498	8223	7935	7518	7050	6357	5320	3924

L(Hor)(65)	L(Ver)(65)	L45(65)	L(Hor)(75)	L(Ver)(75)	L45(75)	L(Hor)(85)	L(Ver)(85)	L45(85)
7518	7518	7518	6357	6357	6357	3924	3924	3924

Glare Table

Glare	Quality	Service Values Illuminance(lx)							
1.15	A	2000	1000	500	<=300				
1.5	B		2000	1000	500	<=300			
1.85	C			2000	1000	500	<=300		
2.2	D				2000	1000	500	<=300	
2.55	E					2000	1000	500	<=300
		a	b	c	d	e	f	g	h

Luminance Limiting Curve



Illumination assessment according UGR											
Rf of Ceiling	70	70	50	50	30	70	70	50	50	30	
Rf of Wall	50	30	50	30	30	50	30	50	30	30	
Rf of Floor	20	20	20	20	20	20	20	20	20	20	
Room dimensions		Viewed crosswise					Viewed endwise				
X	Y										
2H	2H	19.88	21.45	20.27	21.81	22.18	19.90	21.47	20.29	21.84	22.20
	3H	21.53	22.96	21.95	23.34	23.74	21.58	23.00	21.99	23.39	23.78
	4H	22.15	23.49	22.58	23.89	24.30	22.18	23.52	22.60	23.91	24.33
	6H	22.61	23.86	23.05	24.27	24.71	22.62	23.86	23.05	24.27	24.72
	8H	22.74	23.94	23.18	24.36	24.81	22.72	23.92	23.17	24.34	24.79
	12H	22.80	23.95	23.25	24.38	24.84	22.76	23.92	23.21	24.34	24.80
4H	2H	20.62	21.96	21.05	22.36	22.77	20.64	21.98	21.07	22.38	22.79
	3H	22.43	23.57	22.88	24.00	24.46	22.46	23.61	22.91	24.03	24.49
	4H	23.22	24.23	23.69	24.69	25.17	23.23	24.24	23.70	24.70	25.19
	6H	23.75	24.65	24.24	25.13	25.62	23.74	24.65	24.24	25.12	25.62
	8H	23.94	24.79	24.45	25.27	25.78	23.92	24.76	24.42	25.24	25.75
	12H	24.07	24.85	24.58	25.33	25.88	24.02	24.80	24.53	25.28	25.83
8H	4H	23.51	24.35	24.02	24.84	25.35	23.52	24.36	24.02	24.85	25.36
	6H	24.17	24.87	24.69	25.38	25.92	24.16	24.86	24.68	25.37	25.91
	8H	24.48	25.10	25.03	25.64	26.18	24.45	25.07	24.99	25.61	26.15
	12H	24.67	25.19	25.22	25.73	26.29	24.60	25.12	25.16	25.67	26.22
12H	4H	23.54	24.32	24.05	24.80	25.35	23.55	24.33	24.06	24.81	25.36
	6H	24.28	24.89	24.82	25.44	25.97	24.27	24.88	24.81	25.43	25.96
	8H	24.58	25.10	25.14	25.65	26.20	24.55	25.07	25.10	25.62	26.17
Variation with the observer position at spacings:											
S = 1.0H	0.3/-0.6					0.3/-0.6					
S = 1.5H	0.6/-0.6					0.6/-0.6					
S = 2.0H	0.8/-0.8					0.8/-0.8					
Standard tables:	BK3					BK3					
Uncorrected UGR	5.2					5.2					

依据CIE Publ. 117 计算 UGR, S/H = 0.25