



lumini Solucoes em Iluminacao LTDA
www.lumini.com.br
Email:laboratorio@lumini.com.br
Tel:+55 11 3437-5555 Fax:+55 11 3437-5555
Address:Rua Ferreira Viana, 716 - Socorro - São Paulo/SP

lumini

LumCAT:

Luminaire: mini linea diffuse 50 up w1 sr2 7.5W

LampCAT: modulo led 15W/m 30K irc 90

Ballast type: led line driver 12V

Report No:

Voltage(V): 127.7700

Test No:

Current(A): 0.0920

Number of Lamps: 1

Power (W): 11.2540

Lamp flux(lm): 746.0

PF: 0.9550

Length(mm): 505

Width(mm): 16

Phm Type: C

Height(mm): 0

Photometric Results

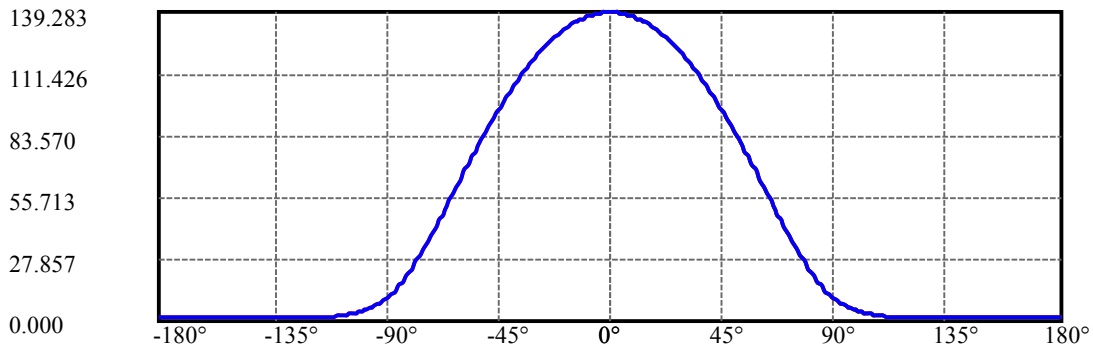
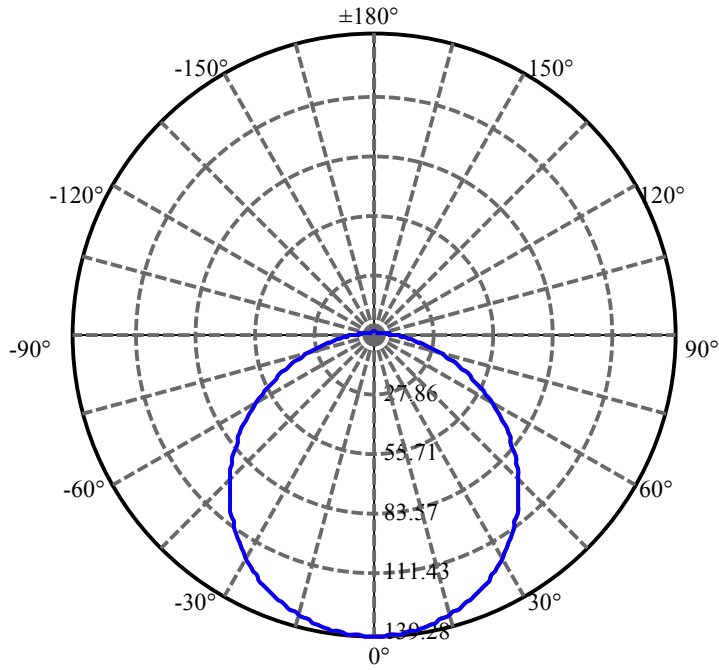
Lumens(lm): 435.50, Efficiency(%): 58.38% , Luminous Efficacy(lm/W): 38.70

Central intensity(cd): 139.283, Maximum intensity(cd): 139.283

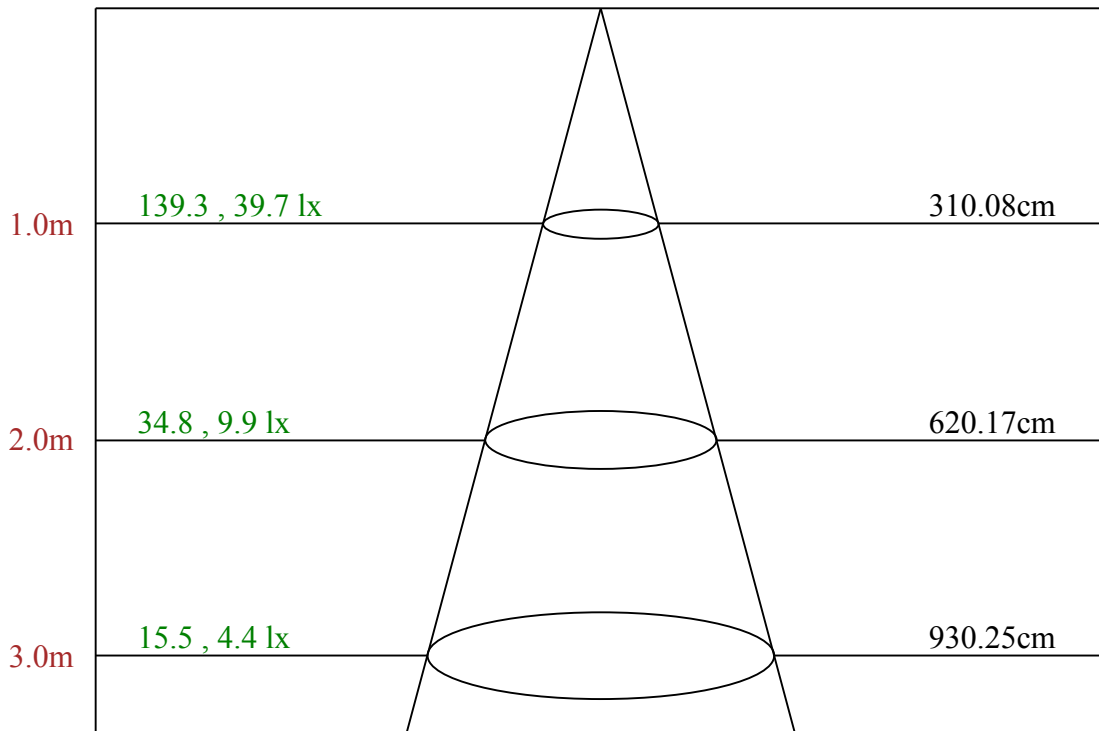
Angle of maximum intensity: $C=0.0$ $\gamma=0.0$

Beam angle of C0 plane : 114.36

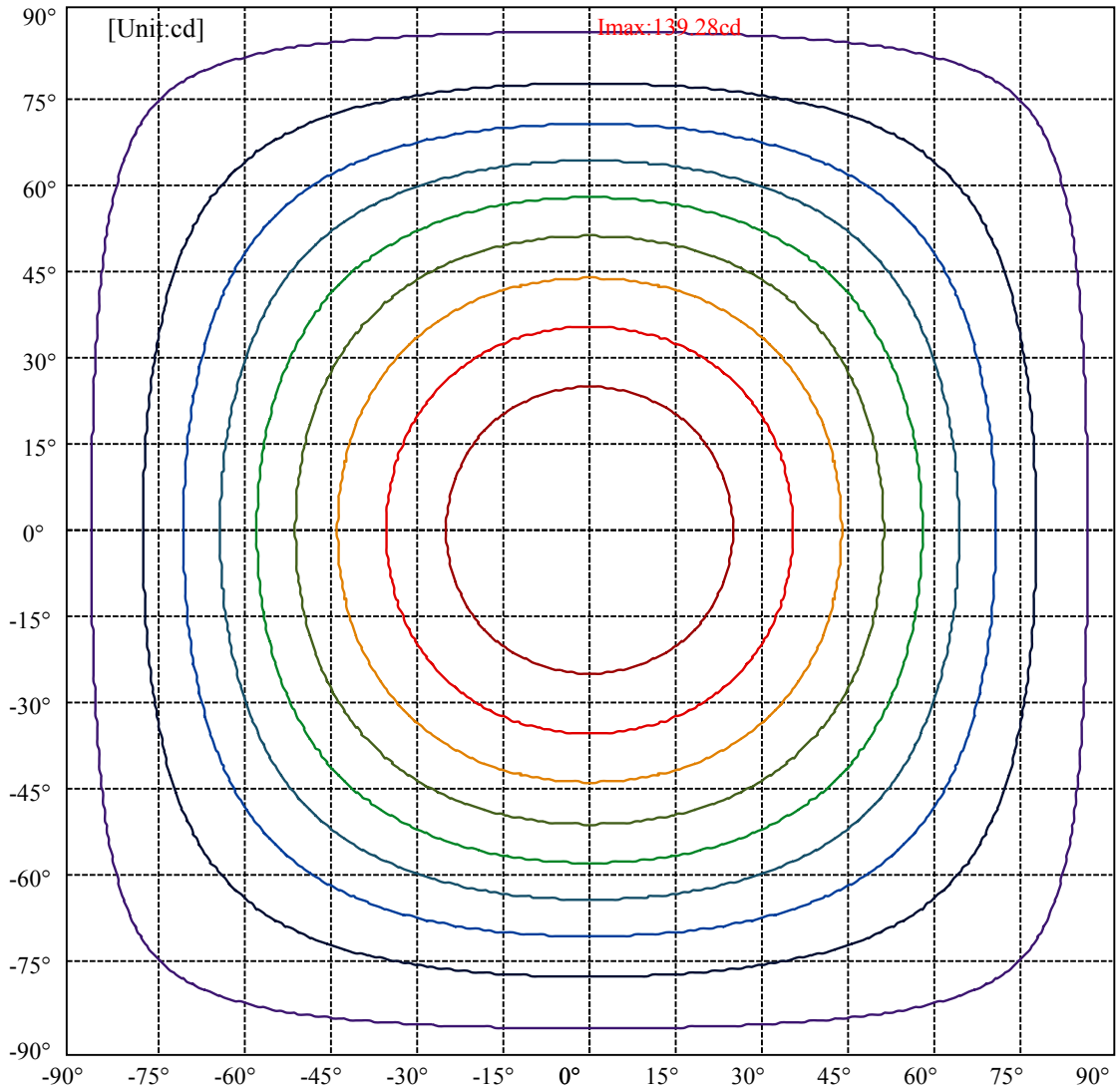
Aveage BeamAngle(IEC 61341):114.36



C0(Max): —
C0/C180: —
C90/C270: —



Max , Ave Beam angle of C0 plane 114.36



(10%I _{max}) 13.9283	—
(20%I _{max}) 27.8566	—
(30%I _{max}) 41.7849	—
(40%I _{max}) 55.7132	—
(50%I _{max}) 69.6415	—
(60%I _{max}) 83.5698	—
(70%I _{max}) 97.4981	—
(80%I _{max}) 111.426	—
(90%I _{max}) 125.355	—

Luminance Table

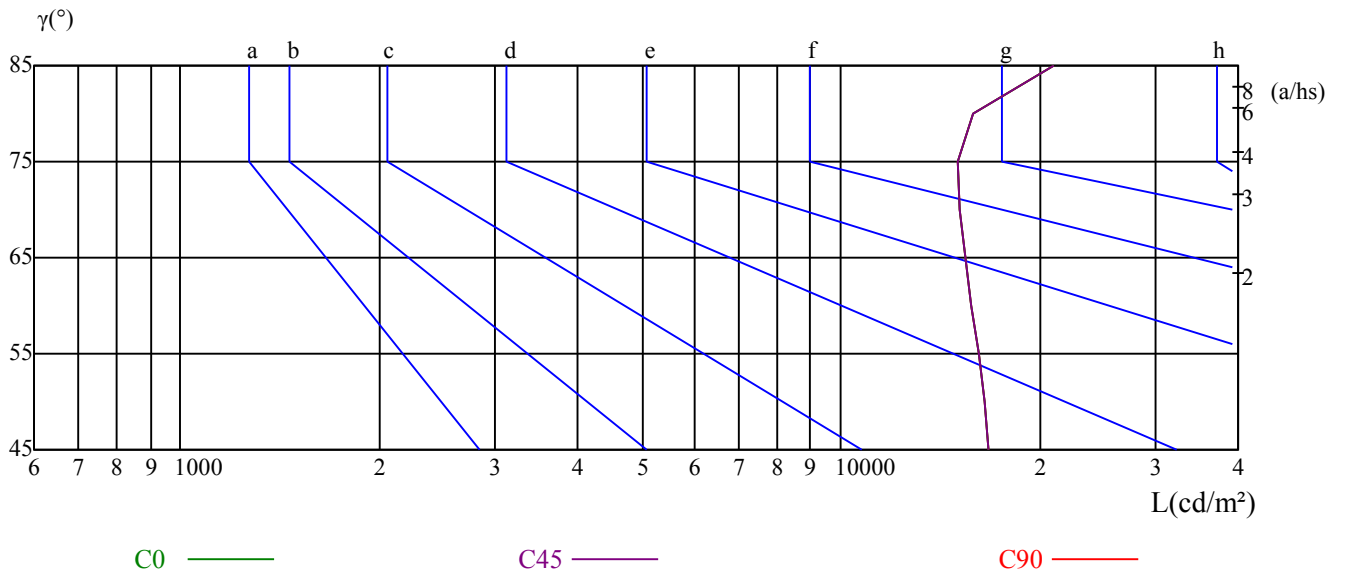
γ	45	50	55	60	65	70	75	80	85
C0	16714	16484	16168	15801	15404	15134	14995	15885	21057
C45	16714	16484	16168	15801	15404	15134	14995	15885	21057
C90	16714	16484	16168	15801	15404	15134	14995	15885	21057

L(Hor)(65)	L(Ver)(65)	L45(65)	L(Hor)(75)	L(Ver)(75)	L45(75)	L(Hor)(85)	L(Ver)(85)	L45(85)
15404	15404	15404	14995	14995	14995	21057	21057	21057

Glare Table

Glare	Quality	Service Values Illuminance(lx)							
1.15	A	2000	1000	500	<=300				
1.5	B		2000	1000	500	<=300			
1.85	C			2000	1000	500	<=300		
2.2	D				2000	1000	500	<=300	
2.55	E					2000	1000	500	<=300
		a	b	c	d	e	f	g	h

Luminance Limiting Curve



Illumination assessment according UGR											
Rf of Ceiling	70	70	50	50	30	70	70	50	50	30	
Rf of Wall	50	30	50	30	30	50	30	50	30	30	
Rf of Floor	20	20	20	20	20	20	20	20	20	20	
Room dimensions		Viewed crosswise					Viewed endwise				
X	Y										
2H	2H	21.97	23.55	22.39	23.94	24.35	22.11	23.69	22.53	24.09	24.50
	3H	23.87	25.31	24.31	25.73	26.16	23.90	25.34	24.34	25.76	26.19
	4H	24.74	26.10	25.20	26.53	26.98	24.59	25.95	25.04	26.38	26.83
	6H	25.65	26.92	26.12	27.36	27.84	25.11	26.38	25.58	26.82	27.30
	8H	26.09	27.32	26.56	27.77	28.26	25.27	26.49	25.74	26.94	27.43
	12H	26.58	27.76	27.06	28.22	28.72	25.35	26.53	25.83	26.99	27.49
4H	2H	22.76	24.12	23.22	24.55	25.00	22.87	24.23	23.32	24.66	25.11
	3H	24.83	26.00	25.31	26.46	26.96	24.83	26.00	25.30	26.45	26.95
	4H	25.90	26.94	26.39	27.43	27.95	25.71	26.75	26.20	27.24	27.76
	6H	26.92	27.86	27.44	28.37	28.90	26.34	27.28	26.86	27.78	28.31
	8H	27.48	28.36	28.01	28.87	29.42	26.59	27.47	27.12	27.98	28.53
	12H	28.10	28.91	28.63	29.42	30.01	26.76	27.58	27.29	28.08	28.67
8H	4H	26.27	27.15	26.80	27.66	28.21	26.10	26.98	26.63	27.49	28.04
	6H	27.50	28.24	28.05	28.77	29.35	26.93	27.67	27.48	28.20	28.79
	8H	28.25	28.90	28.82	29.47	30.05	27.35	28.01	27.92	28.58	29.15
	12H	29.05	29.61	29.62	30.18	30.77	27.64	28.20	28.21	28.77	29.36
12H	4H	26.33	27.15	26.86	27.65	28.24	26.18	27.00	26.72	27.51	28.09
	6H	27.67	28.32	28.24	28.89	29.47	27.14	27.80	27.71	28.37	28.94
	8H	28.45	29.01	29.03	29.59	30.18	27.60	28.16	28.18	28.73	29.32
Variation with the observer position at spacings:											
S = 1.0H	0.2/-0.7					0.2/-0.7					
S = 1.5H	0.5/-0.6					0.5/-0.6					
S = 2.0H	0.5/-0.7					0.5/-0.7					
Standard tables:	BKBF					BKBF					
Uncorrected UGR	11.8					11.8					

依据CIE Publ. 117 计算 UGR, S/H = 0.25