



lumini Solucoes em Iluminacao LTDA
www.lumini.com.br
Email:laboratorio@lumini.com.br
Tel:+55 11 3437-5555 Fax:+55 11 3437-5555
Address:Rua Ferreira Viana, 716 - Socorro - São Paulo/SP

lumini

LumCAT:

Luminaire: mini linea evo 60 c sr2

LampCAT: modulo led 16W 30K irc 90

Ballast type: led driver 700mA

Report No:

Voltage(V): 126.0000

Test No:

Current(A): 0.2800

Number of Lamps: 1

Power (W): 35.2800

Lamp flux(lm): 2395.0

PF: 0.0000

Length(mm): 592

Width(mm): 59

Phm Type: C

Height(mm): 0

Photometric Results

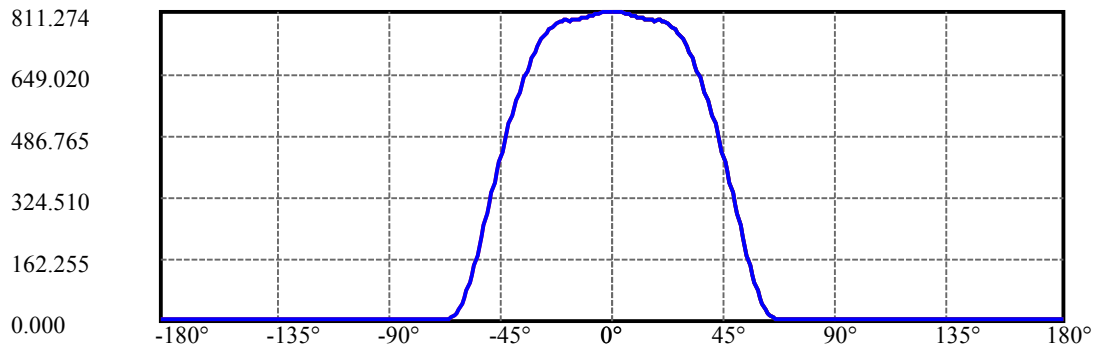
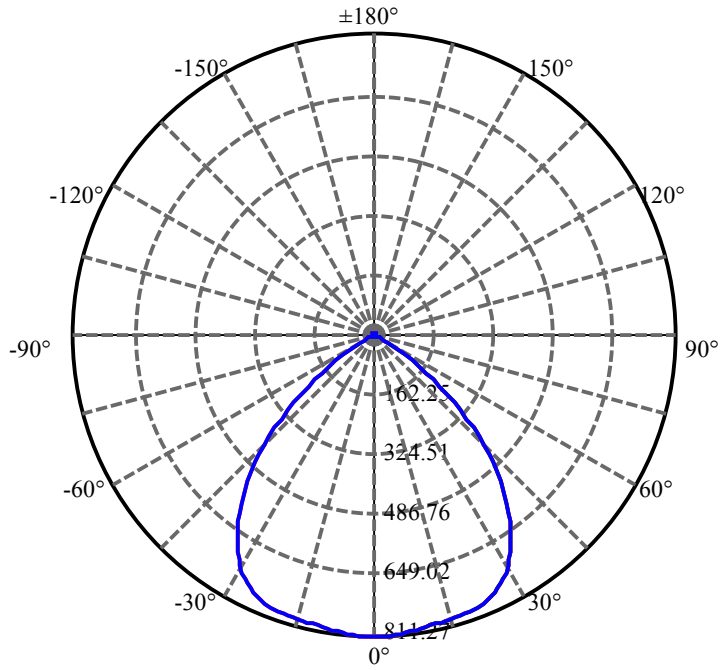
Lumens(lm): 1547.45, Efficiency(%): 64.61% , Luminous Efficacy(lm/W): 43.86

Central intensity(cd): 811.275, Maximum intensity(cd): 811.275

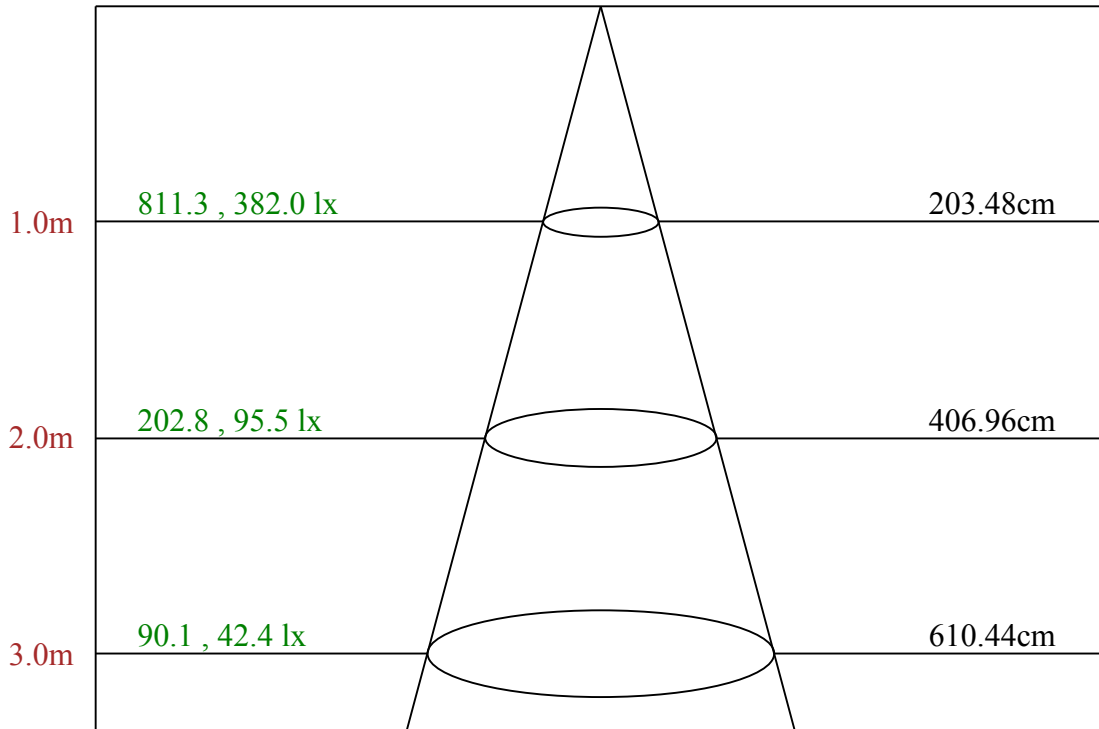
Angle of maximum intensity: $C=0.0$ $\gamma=0.0$

Beam angle of C0 plane : 90.99

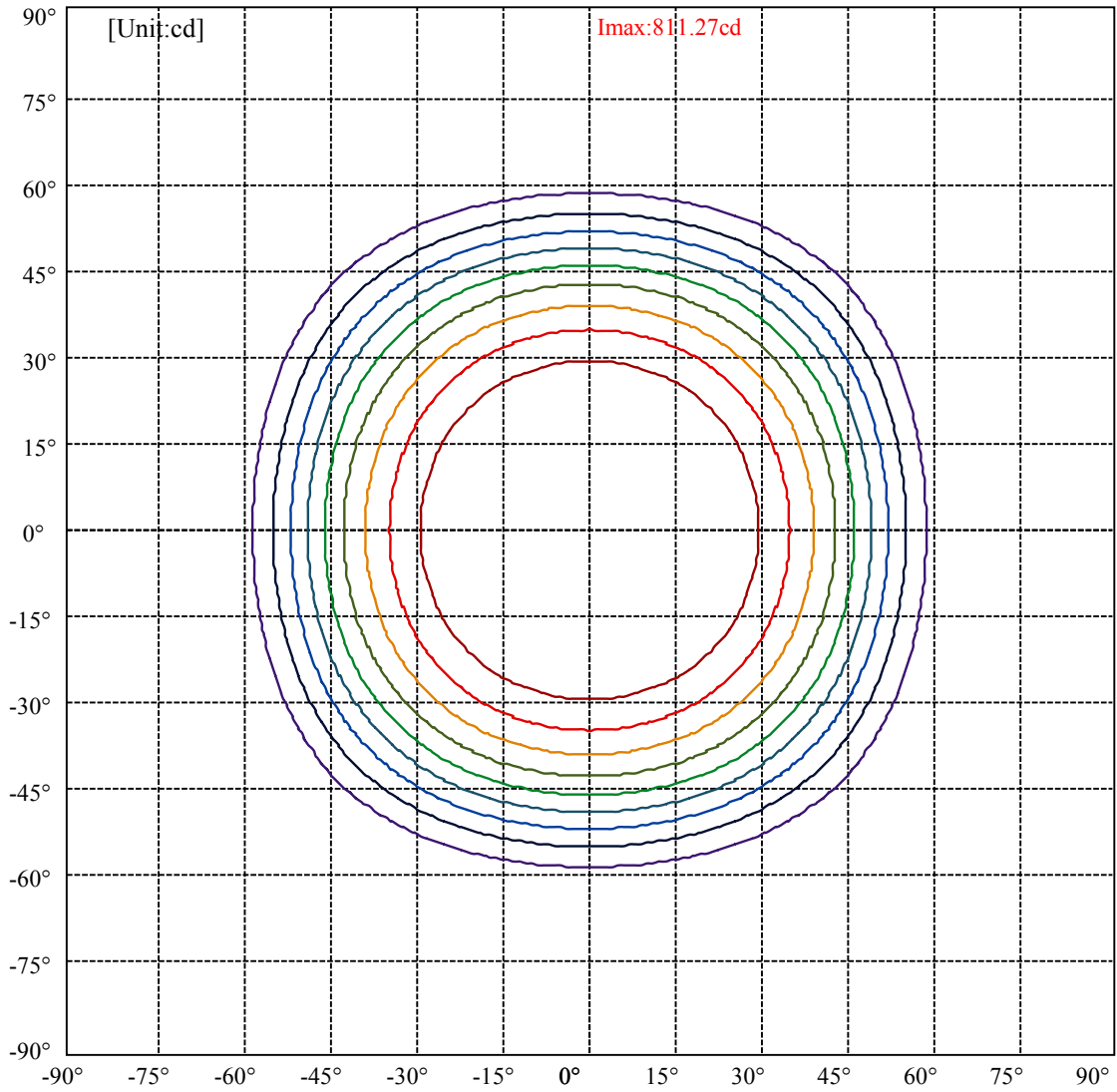
Aveage BeamAngle(IEC 61341):90.99



C0(Max): —
C0/C180: —
C90/C270: —



Max , Ave Beam angle of C0 plane 90.99



(10%Imax) 81.1274	—
(20%Imax) 162.255	—
(30%Imax) 243.382	—
(40%Imax) 324.51	—
(50%Imax) 405.637	—
(60%Imax) 486.765	—
(70%Imax) 567.892	—
(80%Imax) 649.02	—
(90%Imax) 730.147	—

Luminance Table

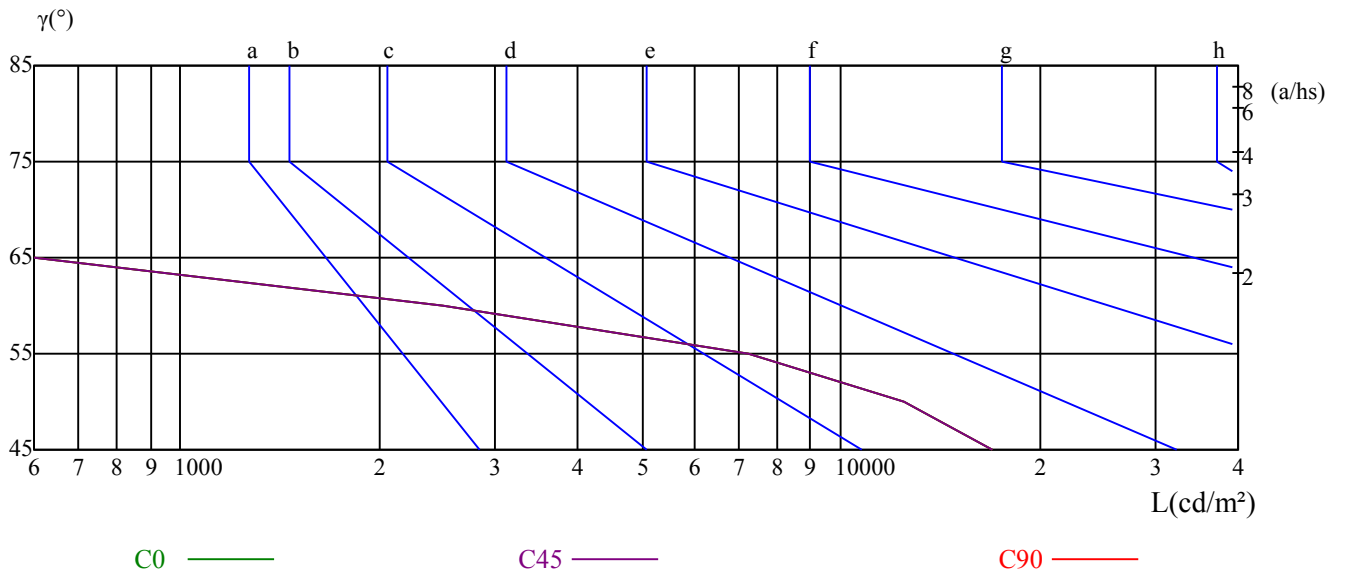
γ	45	50	55	60	65	70	75	80	85
C0	16973	12485	7258	2493	506	345	421	594	1122
C45	16973	12485	7258	2493	506	345	421	594	1122
C90	16973	12485	7258	2493	506	345	421	594	1122

L(Hor)(65)	L(Ver)(65)	L45(65)	L(Hor)(75)	L(Ver)(75)	L45(75)	L(Hor)(85)	L(Ver)(85)	L45(85)
506	506	506	421	421	421	1122	1122	1122

Glare Table

Glare	Quality	Service Values Illuminance(lx)							
1.15	A	2000	1000	500	<=300				
1.5	B		2000	1000	500	<=300			
1.85	C			2000	1000	500	<=300		
2.2	D				2000	1000	500	<=300	
2.55	E					2000	1000	500	<=300
		a	b	c	d	e	f	g	h

Luminance Limiting Curve



Illumination assessment according UGR											
Rf of Ceiling	70	70	50	50	30	70	70	50	50	30	
Rf of Wall	50	30	50	30	30	50	30	50	30	30	
Rf of Floor	20	20	20	20	20	20	20	20	20	20	
Room dimensions		Viewed crosswise					Viewed endwise				
X	Y										
2H	2H	18.87	20.13	19.26	20.48	20.84	19.00	20.26	19.39	20.61	20.97
	3H	18.72	19.83	19.14	20.21	20.59	18.85	19.97	19.27	20.34	20.73
	4H	18.65	19.68	19.07	20.06	20.47	18.78	19.81	19.20	20.19	20.60
	6H	18.59	19.53	19.03	19.94	20.38	18.72	19.66	19.16	20.07	20.51
	8H	18.52	19.43	18.97	19.84	20.29	18.65	19.56	19.10	19.97	20.42
	12H	18.47	19.33	18.92	19.76	20.21	18.60	19.46	19.05	19.88	20.34
4H	2H	18.75	19.78	19.17	20.16	20.57	18.87	19.90	19.30	20.29	20.70
	3H	18.57	19.42	19.03	19.84	20.30	18.70	19.54	19.15	19.97	20.42
	4H	18.53	19.26	19.00	19.72	20.20	18.65	19.39	19.12	19.84	20.32
	6H	18.42	19.07	18.92	19.55	20.04	18.54	19.19	19.04	19.67	20.16
	8H	18.38	18.98	18.89	19.47	19.98	18.50	19.10	19.01	19.59	20.10
	12H	18.35	18.91	18.87	19.39	19.94	18.47	19.03	18.98	19.51	20.06
8H	4H	18.36	18.96	18.87	19.45	19.96	18.48	19.09	18.99	19.57	20.08
	6H	18.23	18.74	18.76	19.24	19.79	18.35	18.86	18.88	19.36	19.91
	8H	18.24	18.68	18.79	19.22	19.75	18.36	18.80	18.91	19.34	19.87
	12H	18.21	18.58	18.77	19.12	19.67	18.32	18.69	18.88	19.23	19.79
12H	4H	18.32	18.88	18.83	19.35	19.91	18.44	19.00	18.95	19.48	20.03
	6H	18.22	18.66	18.78	19.21	19.74	18.34	18.78	18.90	19.33	19.86
	8H	18.19	18.55	18.75	19.10	19.65	18.30	18.67	18.86	19.21	19.77
Variation with the observer position at spacings:											
S = 1.0H	1.4/-3.2					1.4/-3.2					
S = 1.5H	3.0/-13.6					3.0/-13.6					
S = 2.0H	5.1/-15.1					5.1/-15.1					
Standard tables:	BK0					BK0					
Uncorrected UGR	0.7					0.7					

依据CIE Publ. 117 计算 UGR, S/H = 0.25