



lumini Solucoes em Iluminacao LTDA
www.lumini.com.br
Email:laboratorio@lumini.com.br
Tel:+55 11 3437-5555 Fax:+55 11 3437-5555
Address:Rua Ferreira Viana, 716 - Socorro - São Paulo/SP

lumini

LumCAT:

Luminaire: mini linea evo 60 e sr2

LampCAT: modulo led 8W 30K irc 90

Ballast type: led driver 350mA

Report No:

Voltage(V): 127.7700

Test No:

Current(A): 0.1010

Number of Lamps: 1

Power (W): 11.8550

Lamp flux(lm): 1385.0

PF: 0.9150

Length(mm): 595

Width(mm): 46

Phm Type: C

Height(mm): 0

Photometric Results

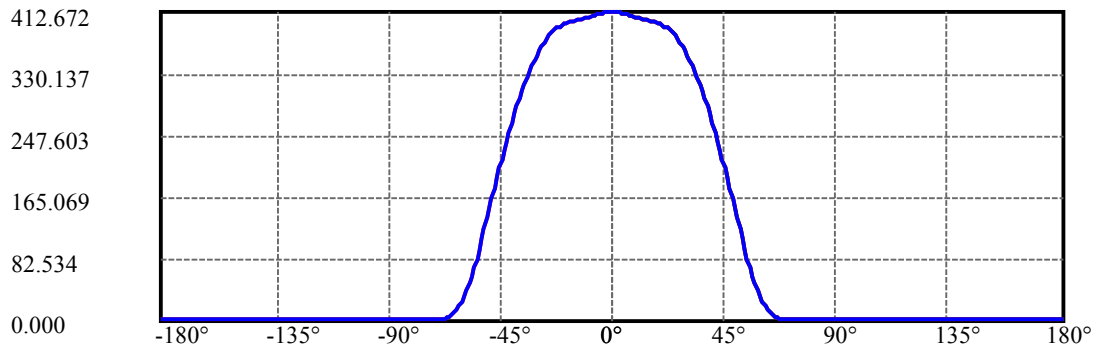
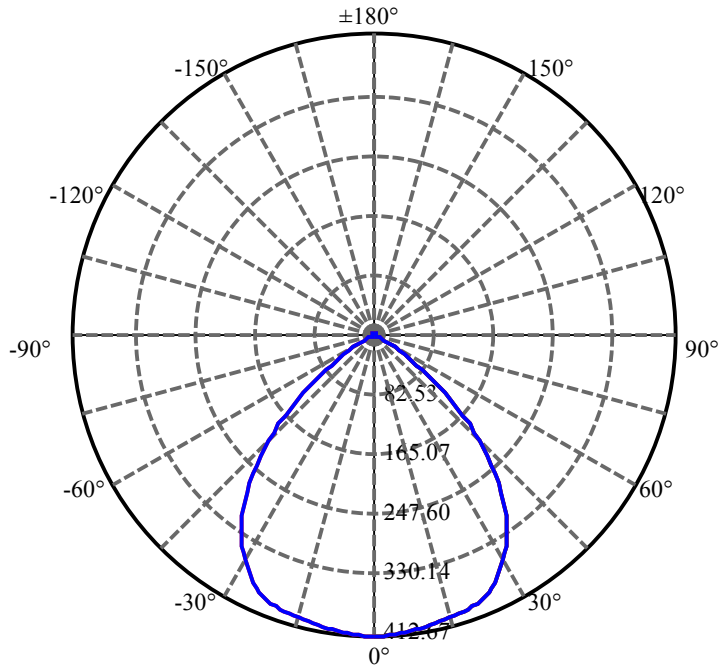
Lumens(lm): 772.10, Efficiency(%): 55.75% , Luminous Efficacy(lm/W): 65.13

Central intensity(cd): 412.672, Maximum intensity(cd): 412.672

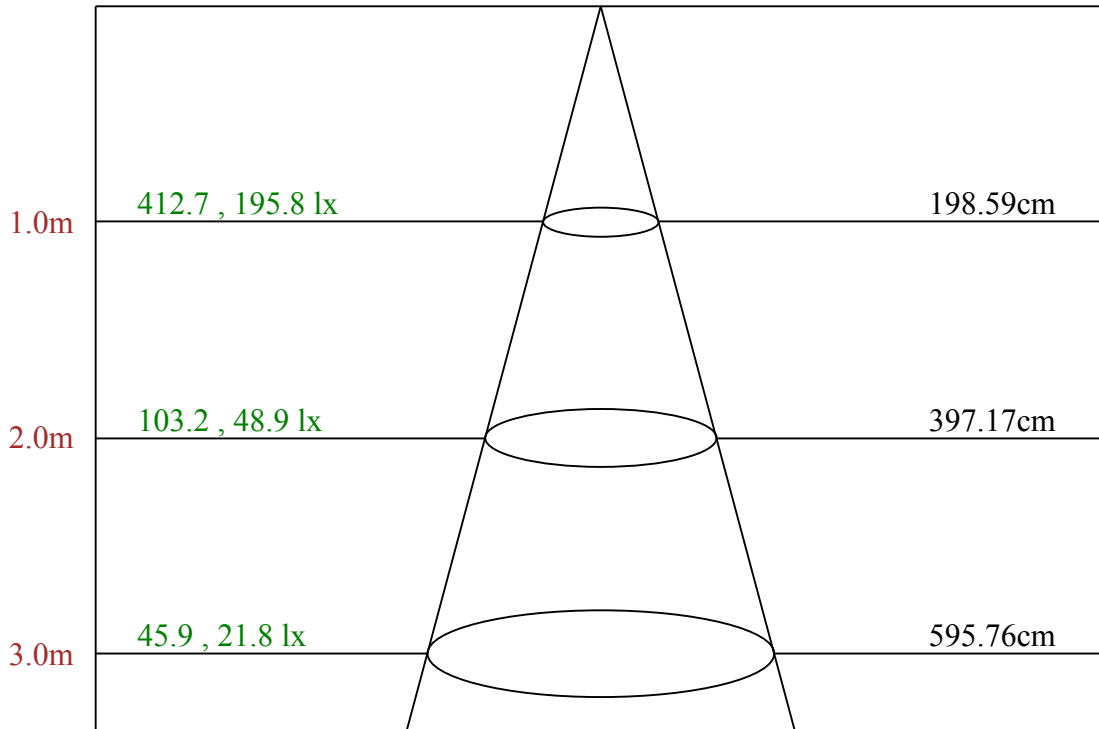
Angle of maximum intensity: $C=0.0$ $\gamma=0.0$

Beam angle of C0 plane : 89.59

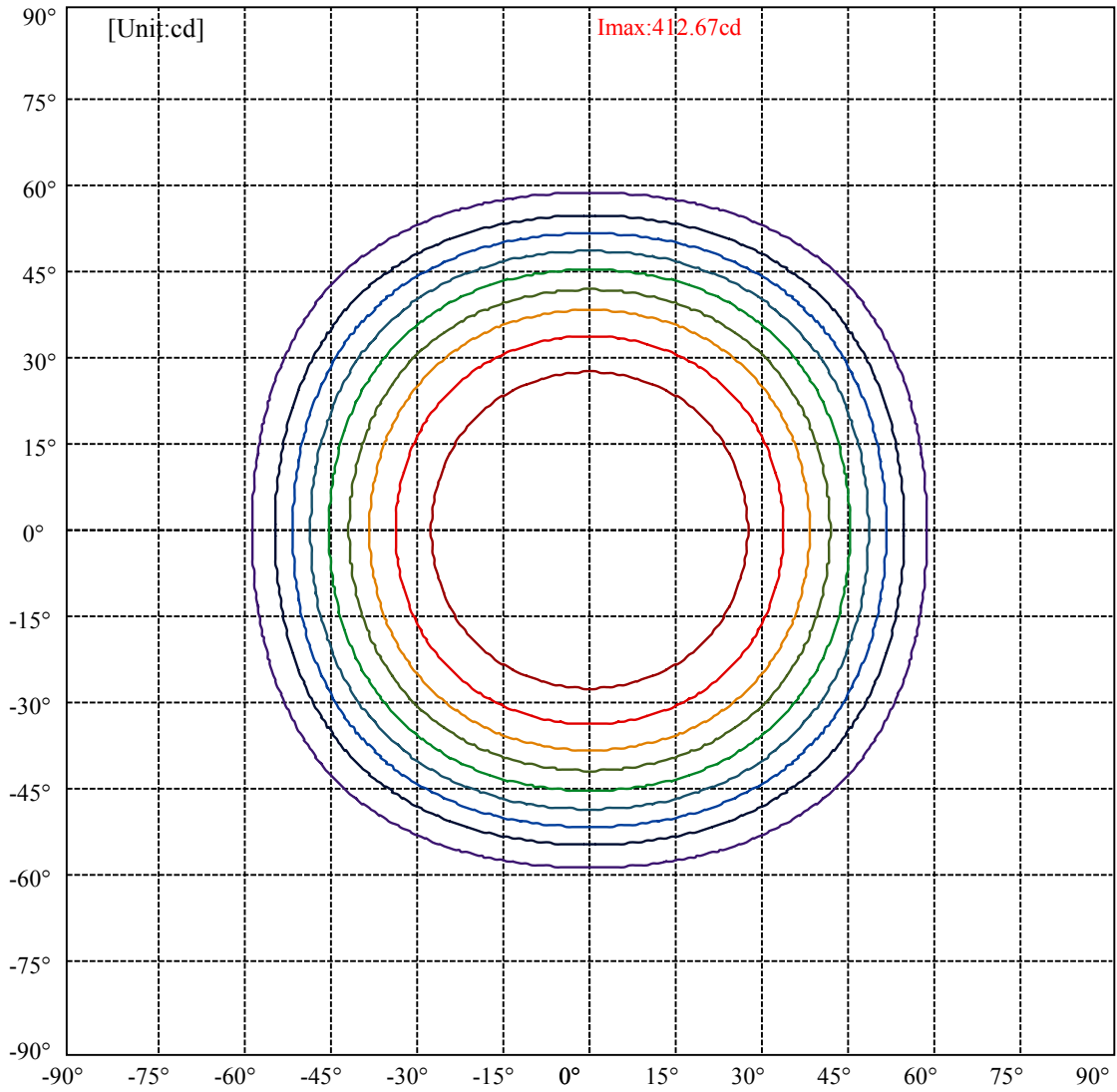
Aveage BeamAngle(IEC 61341):89.59



C0(Max): —
C0/C180: —
C90/C270: —



Max , Ave Beam angle of C0 plane 89.59



(10%Imax) 41.2672	—
(20%Imax) 82.5343	—
(30%Imax) 123.801	—
(40%Imax) 165.069	—
(50%Imax) 206.336	—
(60%Imax) 247.603	—
(70%Imax) 288.87	—
(80%Imax) 330.137	—
(90%Imax) 371.404	—

lumini

Luminance Limiting Curve(no luminous side)

Luminance Table

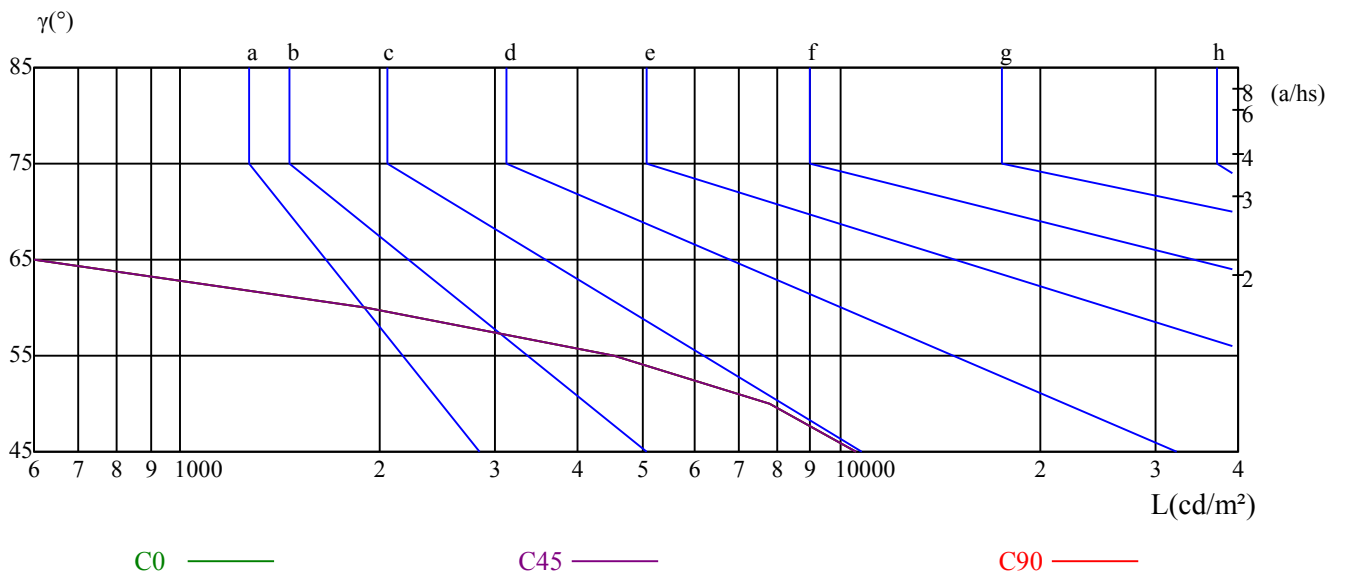
γ	45	50	55	60	65	70	75	80	85
C0	10540	7827	4525	1917	547	273	312	418	766
C45	10540	7827	4525	1917	547	273	312	418	766
C90	10540	7827	4525	1917	547	273	312	418	766

L(Hor)(65)	L(Ver)(65)	L45(65)	L(Hor)(75)	L(Ver)(75)	L45(75)	L(Hor)(85)	L(Ver)(85)	L45(85)
547	547	547	312	312	312	766	766	766

Glare Table

Glare	Quality	Service Values Illuminance(lx)							
1.15	A	2000	1000	500	<=300				
1.5	B		2000	1000	500	<=300			
1.85	C			2000	1000	500	<=300		
2.2	D				2000	1000	500	<=300	
2.55	E					2000	1000	500	<=300
		a	b	c	d	e	f	g	h

Luminance Limiting Curve



Illumination assessment according UGR											
Rf of Ceiling	70	70	50	50	30	70	70	50	50	30	
Rf of Wall	50	30	50	30	30	50	30	50	30	30	
Rf of Floor	20	20	20	20	20	20	20	20	20	20	
Room dimensions		Viewed crosswise					Viewed endwise				
X	Y										
2H	2H	19.47	20.73	19.86	21.08	21.45	18.99	20.25	19.38	20.60	20.97
	3H	19.33	20.44	19.74	20.82	21.20	18.85	19.96	19.26	20.34	20.73
	4H	19.25	20.28	19.68	20.67	21.08	18.77	19.80	19.20	20.19	20.60
	6H	19.19	20.13	19.63	20.54	20.98	18.71	19.65	19.15	20.06	20.51
	8H	19.12	20.03	19.57	20.45	20.90	18.65	19.55	19.09	19.97	20.42
	12H	19.06	19.93	19.52	20.35	20.81	18.59	19.45	19.04	19.88	20.34
4H	2H	19.45	20.48	19.88	20.87	21.28	19.01	20.04	19.44	20.43	20.85
	3H	19.28	20.13	19.74	20.56	21.02	18.85	19.69	19.30	20.12	20.58
	4H	19.24	19.97	19.71	20.43	20.91	18.80	19.54	19.27	19.99	20.48
	6H	19.12	19.77	19.62	20.25	20.75	18.69	19.34	19.19	19.82	20.31
	8H	19.08	19.68	19.59	20.17	20.68	18.65	19.25	19.16	19.74	20.25
	12H	19.04	19.60	19.56	20.08	20.64	18.61	19.17	19.13	19.66	20.21
8H	4H	19.07	19.67	19.58	20.16	20.67	18.63	19.24	19.14	19.72	20.24
	6H	18.94	19.44	19.47	19.95	20.50	18.50	19.01	19.03	19.52	20.06
	8H	18.93	19.37	19.49	19.92	20.46	18.50	18.94	19.06	19.49	20.03
	12H	18.89	19.26	19.46	19.81	20.36	18.47	18.83	19.03	19.38	19.94
12H	4H	19.02	19.58	19.54	20.06	20.62	18.59	19.15	19.10	19.63	20.19
	6H	18.93	19.36	19.48	19.91	20.45	18.49	18.93	19.05	19.48	20.02
	8H	18.88	19.25	19.44	19.79	20.35	18.45	18.82	19.01	19.36	19.92
Variation with the observer position at spacings:											
S = 1.0H		1.3/-3.2					1.3/-3.2				
S = 1.5H		2.9/-10.9					2.9/-10.9				
S = 2.0H		5.0/-13.7					5.0/-13.7				
Standard tables:		BK0					BK0				
Uncorrected UGR		-0.9					-0.9				

依据CIE Publ. 117 计算 UGR, S/H = 0.25