



lumini Solucoes em Iluminacao LTDA
www.lumini.com.br
Email:laboratorio@lumini.com.br
Tel:+55 11 3437-5555 Fax:+55 11 3437-5555
Address:Rua Ferreira Viana, 716 - Socorro - São Paulo/SP

lumini

LumCAT:

Luminaire: no frame concentra 17 serie 3 e fa

LampCAT: modulo led 12W 30K irc 90

Ballast type: led driver 700mA

Report No:

Voltage(V): 221.0000

Test No:

Current(A): 0.0640

Number of Lamps: 1

Power (W): 13.9500

Lamp flux(lm): 1290.0

PF: 0.9700

Length(mm): 150

Width(mm): 17

Phm Type: C

Height(mm): 0

Photometric Results

Lumens(lm): 808.47, Efficiency(%): 62.67% , Luminous Efficacy(lm/W): 57.96

Central intensity(cd): 1359.837, Maximum intensity(cd): 1359.837

Angle of maximum intensity: $C=0.0$ $\gamma=0.0$

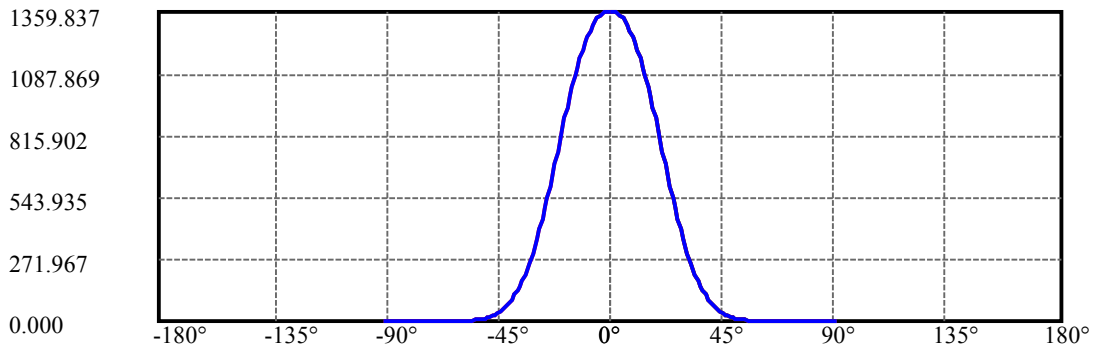
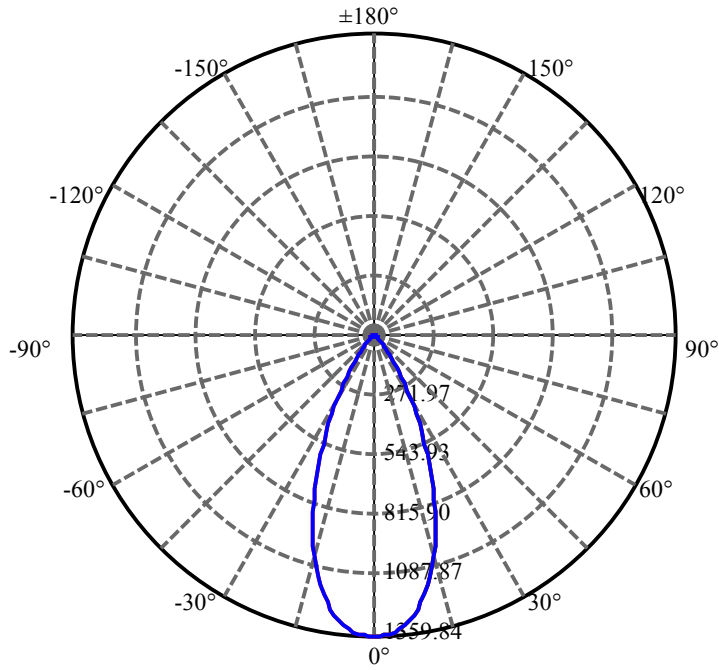
Beam angle of C0 plane : 44.56

Aveage BeamAngle(IEC 61341):44.56

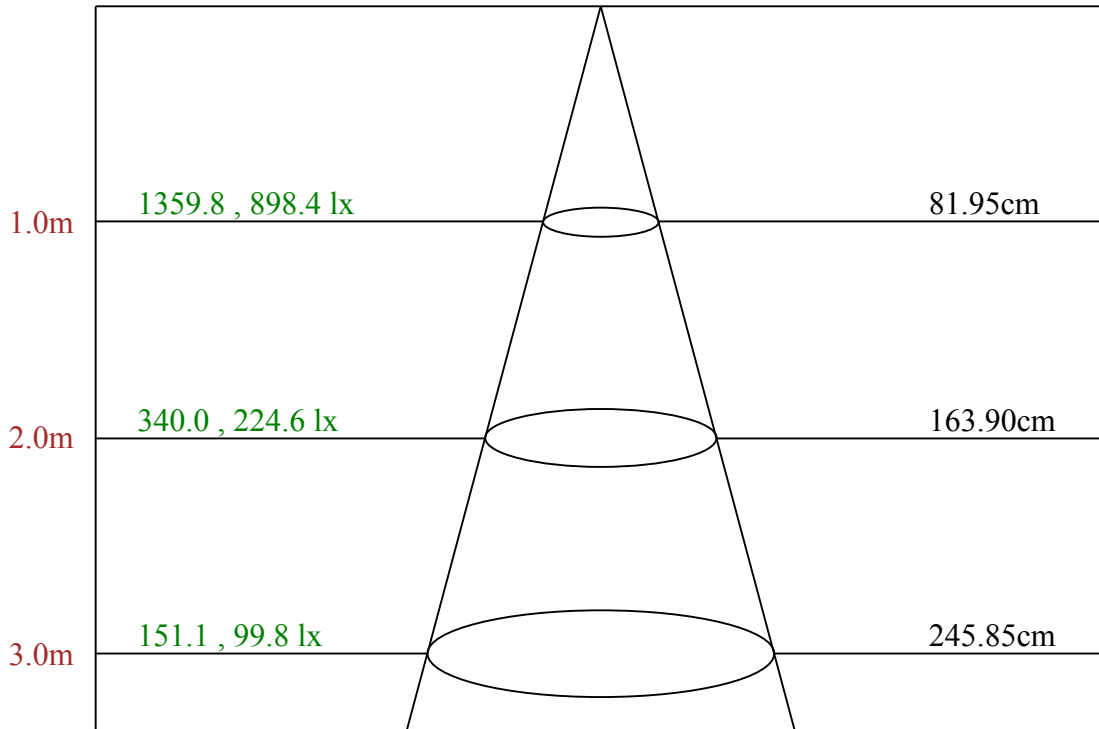
Equipment: equipamento lumini
Temperature(°C): 25.5

Date: 8/7/2024
Humidity(%): 55.0%

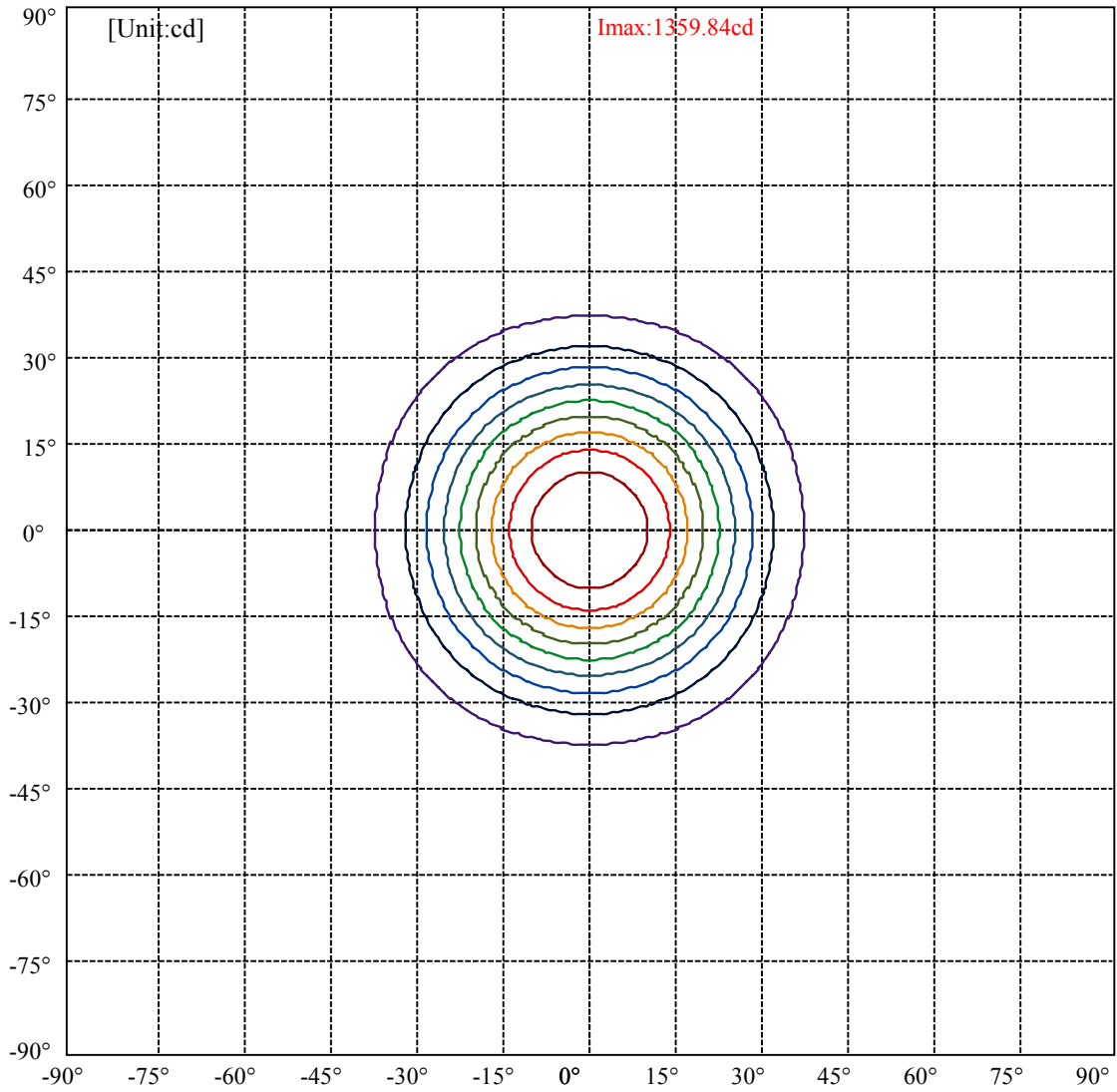
Operator: 01
Distance(m): 6.90



C0(Max): —————
C0/C180: —————
C90/C270: —————



Max , Ave Beam angle of C0 plane 44.56



(10%I _{max}) 135.984	—
(20%I _{max}) 271.967	—
(30%I _{max}) 407.951	—
(40%I _{max}) 543.935	—
(50%I _{max}) 679.918	—
(60%I _{max}) 815.902	—
(70%I _{max}) 951.886	—
(80%I _{max}) 1087.87	—
(90%I _{max}) 1223.85	—

lumini

Luminance Limiting Curve(no luminous side)

Luminance Table

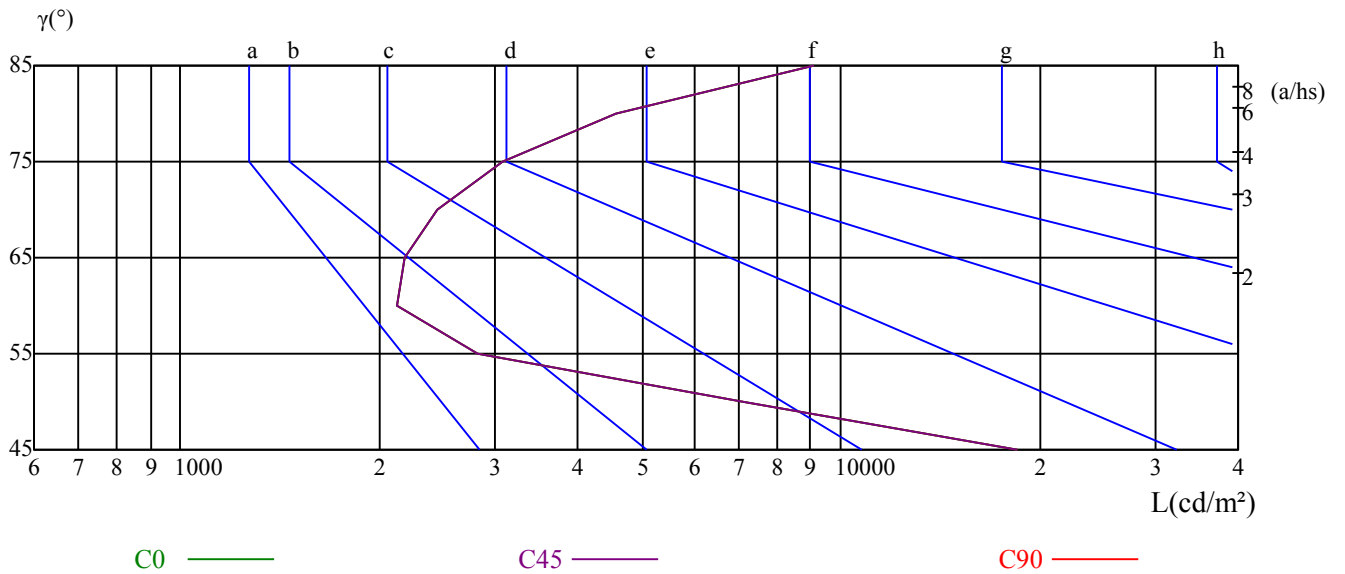
γ	45	50	55	60	65	70	75	80	85
C0	18503	7102	2816	2128	2187	2457	3084	4570	9104
C45	18503	7102	2816	2128	2187	2457	3084	4570	9104
C90	18503	7102	2816	2128	2187	2457	3084	4570	9104

L(Hor)(65)	L(Ver)(65)	L45(65)	L(Hor)(75)	L(Ver)(75)	L45(75)	L(Hor)(85)	L(Ver)(85)	L45(85)
2187	2187	2187	3084	3084	3084	9104	9104	9104

Glare Table

Glare	Quality	Service Values Illuminance(lx)							
1.15	A	2000	1000	500	<=300				
1.5	B		2000	1000	500	<=300			
1.85	C			2000	1000	500	<=300		
2.2	D				2000	1000	500	<=300	
2.55	E					2000	1000	500	<=300
		a	b	c	d	e	f	g	h

Luminance Limiting Curve



Illumination assessment according UGR											
Rf of Ceiling	70	70	50	50	30	70	70	50	50	30	
Rf of Wall	50	30	50	30	30	50	30	50	30	30	
Rf of Floor	20	20	20	20	20	20	20	20	20	20	
Room dimensions		Viewed crosswise					Viewed endwise				
X	Y										
2H	2H	17.68	18.63	18.04	18.94	19.25	18.28	19.23	18.65	19.54	19.86
	3H	17.51	18.35	17.89	18.68	19.03	18.11	18.95	18.50	19.29	19.63
	4H	17.44	18.22	17.84	18.57	18.94	18.04	18.82	18.44	19.17	19.54
	6H	17.42	18.13	17.84	18.51	18.91	18.03	18.74	18.45	19.11	19.51
	8H	17.42	18.09	17.84	18.48	18.89	18.02	18.70	18.44	19.08	19.49
	12H	17.45	18.09	17.88	18.49	18.91	18.06	18.70	18.48	19.09	19.51
4H	2H	17.38	18.15	17.78	18.51	18.88	17.98	18.75	18.38	19.11	19.47
	3H	17.19	17.84	17.61	18.23	18.65	17.78	18.43	18.21	18.83	19.25
	4H	17.18	17.74	17.62	18.16	18.61	17.77	18.33	18.21	18.76	19.21
	6H	17.17	17.67	17.65	18.12	18.57	17.76	18.26	18.24	18.71	19.17
	8H	17.24	17.70	17.73	18.16	18.63	17.83	18.29	18.32	18.75	19.22
	12H	17.39	17.81	17.88	18.26	18.78	17.98	18.40	18.47	18.85	19.37
8H	4H	17.02	17.48	17.51	17.94	18.41	17.61	18.07	18.10	18.53	19.00
	6H	17.08	17.46	17.59	17.94	18.45	17.66	18.03	18.17	18.51	19.03
	8H	17.28	17.59	17.81	18.11	18.61	17.85	18.16	18.38	18.68	19.18
	12H	17.56	17.80	18.11	18.32	18.84	18.12	18.36	18.66	18.88	19.40
12H	4H	16.99	17.41	17.48	17.86	18.38	17.57	17.99	18.06	18.45	18.97
	6H	17.12	17.43	17.66	17.96	18.46	17.69	18.00	18.22	18.52	19.02
	8H	17.33	17.57	17.87	18.08	18.61	17.88	18.12	18.43	18.64	19.16
Variation with the observer position at spacings:											
S = 1.0H	5.0/-10.0					5.0/-10.0					
S = 1.5H	7.5/-8.2					7.5/-8.2					
S = 2.0H	9.3/-6.9					9.3/-6.9					
Standard tables:	BK1					BK1					
Uncorrected UGR	-0.5					-0.5					

依据CIE Publ. 117 计算 UGR, S/H = 0.25