



lumini Solucoes em Iluminacao LTDA  
www.lumini.com.br  
Email:laboratorio@lumini.com.br  
Tel:+55 11 3437-5555 Fax:+55 11 3437-5555  
Address:Rua Ferreira Viana, 716 - Socorro - São Paulo/SP

---

## lumini

---

LumCAT:

Luminaire: no frame concentra flex 17 serie 3 e fc

LampCAT: modulo led 12W 30K irc 90

Ballast type: led driver 700mA

Report No:

Voltage(V): 220.0000

Test No:

Current(A): 0.0650

Number of Lamps: 1

Power (W): 14.0200

Lamp flux(lm): 1290.0

PF: 0.9700

Length(mm): 150

Width(mm): 17

Phm Type: C

Height(mm): 0

---

## Photometric Results

---

Lumens(lm): 824.30, Efficiency(%): 63.90% , Luminous Efficacy(lm/W): 58.79

Central intensity(cd): 5893.452, Maximum intensity(cd): 5893.452

Angle of maximum intensity:  $C=0.0$   $\gamma=0.0$

Beam angle of C0 plane : 17.88

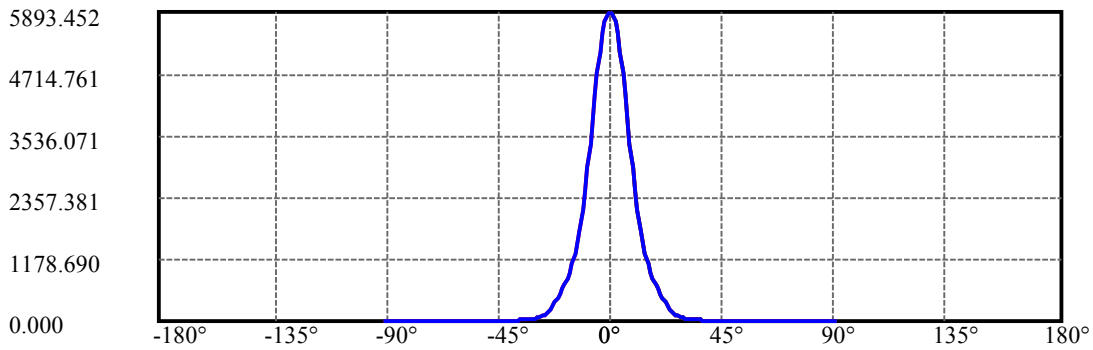
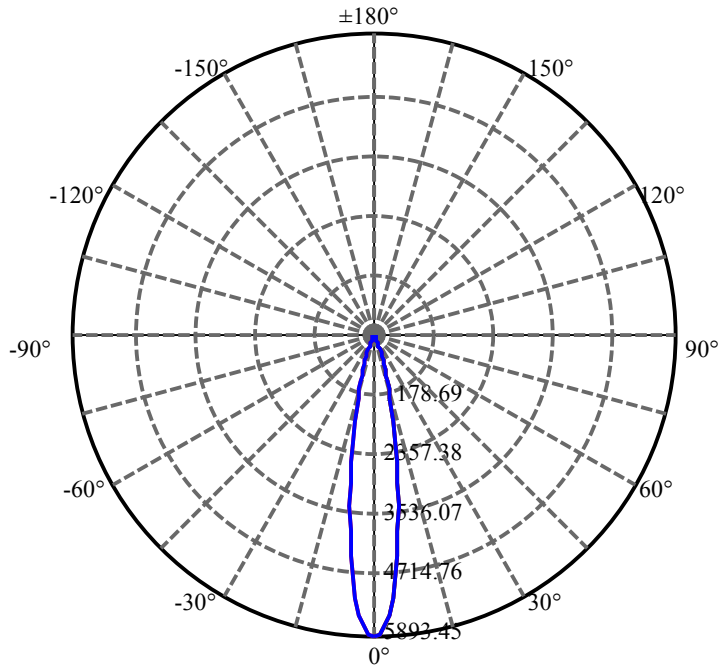
Aveage BeamAngle(IEC 61341):17.88

---

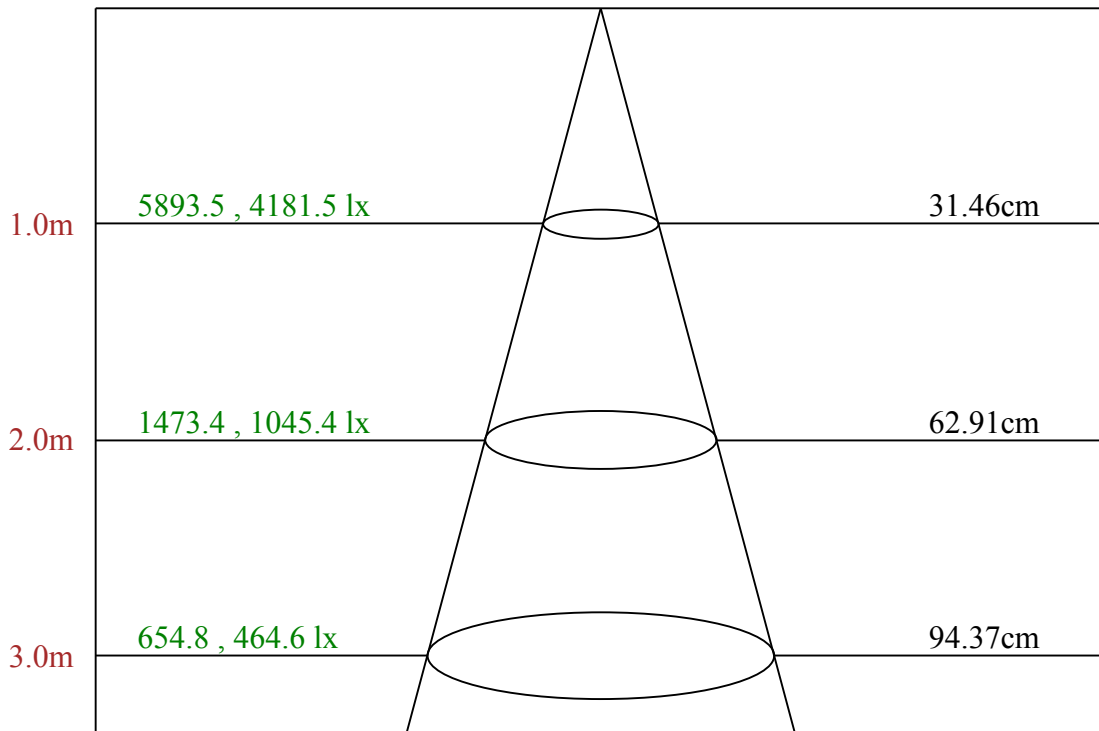
Equipment: equipamento lumini  
Temperature(°C): 25.5

Date: 8/5/2024  
Humidity(%): 55.0%

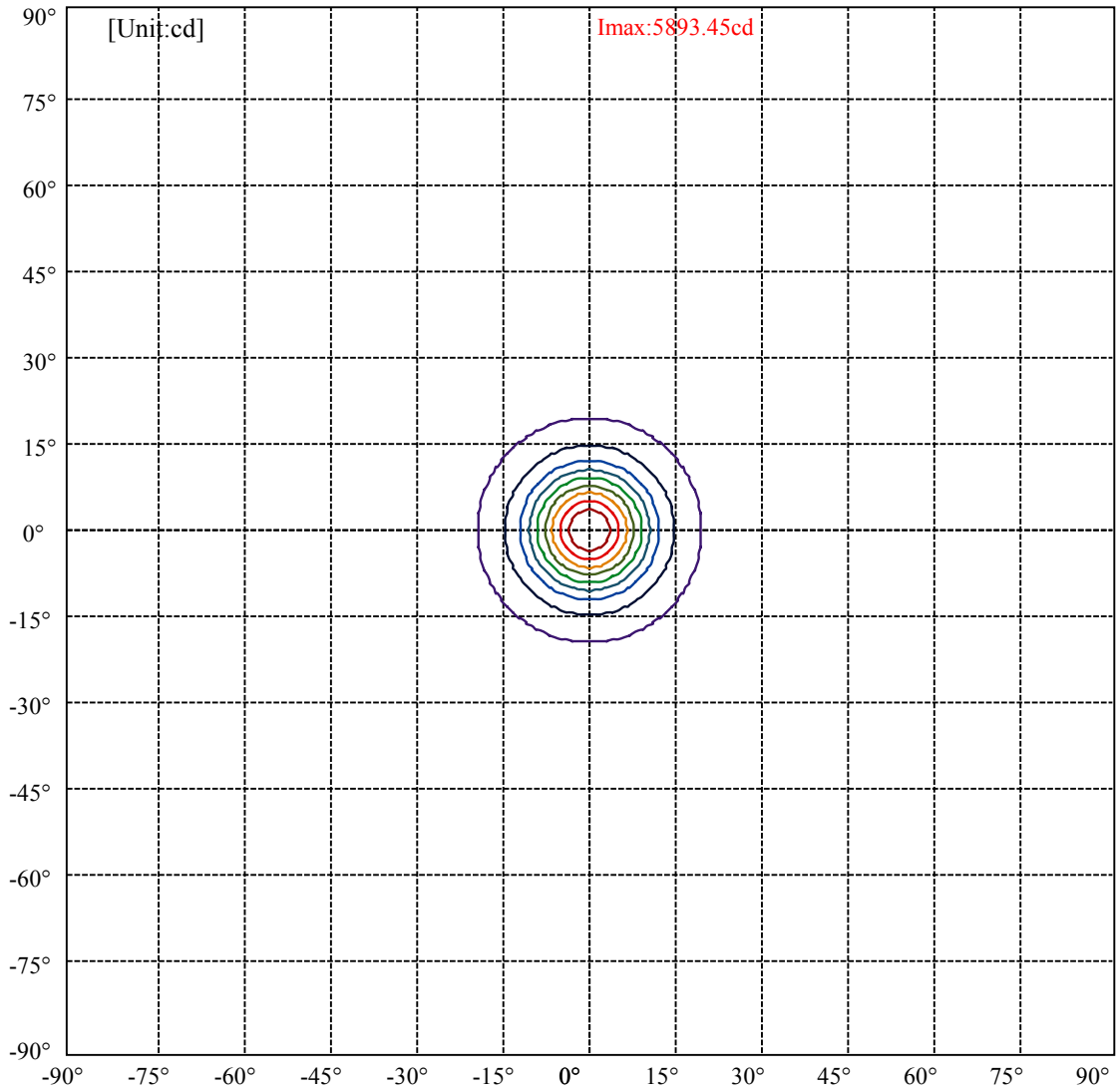
Operator: 01  
Distance(m): 6.90



C0(Max): —————  
C0/C180: —————  
C90/C270: —————



Max , Ave      Beam angle of C0 plane 17.88



(10%Imax)	589.345	—
(20%Imax)	1178.69	—
(30%Imax)	1768.04	—
(40%Imax)	2357.38	—
(50%Imax)	2946.73	—
(60%Imax)	3536.07	—
(70%Imax)	4125.42	—
(80%Imax)	4714.76	—
(90%Imax)	5304.11	—

lumini

Luminance Limiting Curve(no luminous side)

Luminance Table

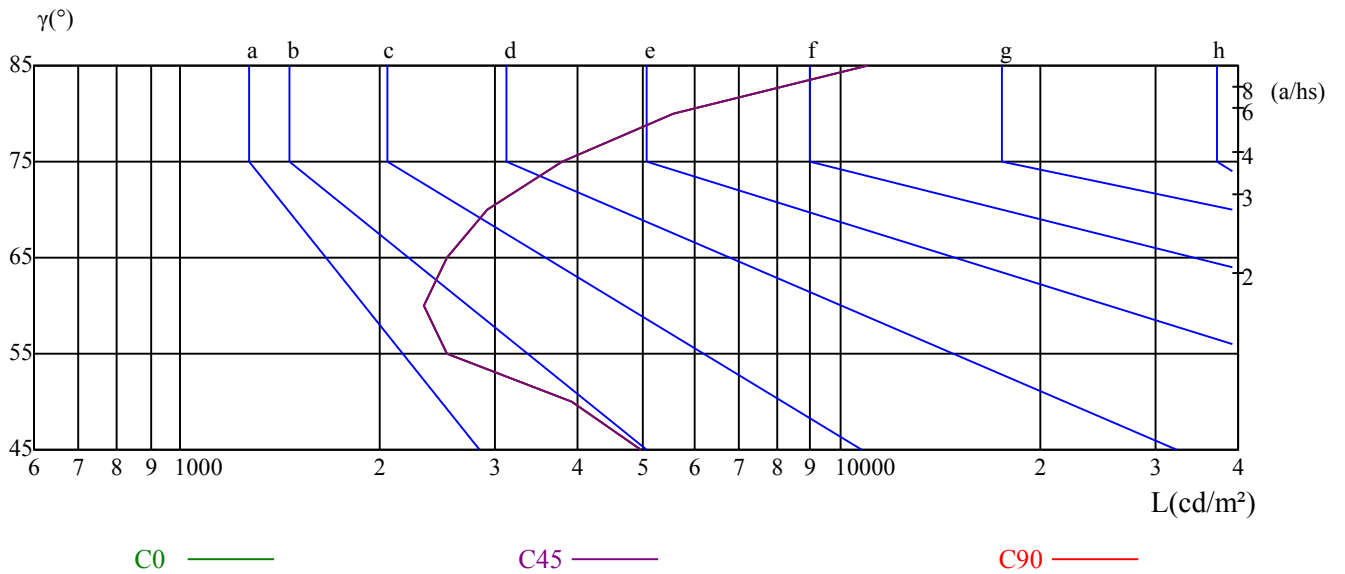
$\gamma$	45	50	55	60	65	70	75	80	85
C0	4977	3907	2539	2334	2540	2921	3787	5564	10979
C45	4977	3907	2539	2334	2540	2921	3787	5564	10979
C90	4977	3907	2539	2334	2540	2921	3787	5564	10979

L(Hor)(65)	L(Ver)(65)	L45(65)	L(Hor)(75)	L(Ver)(75)	L45(75)	L(Hor)(85)	L(Ver)(85)	L45(85)
2540	2540	2540	3787	3787	3787	10979	10979	10979

Glare Table

Glare	Quality	Service Values Illuminance(lx)							
1.15	A	2000	1000	500	<=300				
1.5	B		2000	1000	500	<=300			
1.85	C			2000	1000	500	<=300		
2.2	D				2000	1000	500	<=300	
2.55	E					2000	1000	500	<=300
		a	b	c	d	e	f	g	h

Luminance Limiting Curve



Illumination assessment according UGR											
Rf of Ceiling	70	70	50	50	30	70	70	50	50	30	
Rf of Wall	50	30	50	30	30	50	30	50	30	30	
Rf of Floor	20	20	20	20	20	20	20	20	20	20	
Room dimensions		Viewed crosswise					Viewed endwise				
X	Y										
2H	2H	6.68	7.59	7.04	7.90	8.22	6.89	7.80	7.25	8.11	8.43
	3H	7.76	8.57	8.14	8.90	9.25	7.88	8.69	8.27	9.03	9.37
	4H	8.63	9.38	9.03	9.73	10.10	8.73	9.48	9.13	9.83	10.20
	6H	9.93	10.61	10.35	10.99	11.39	9.96	10.64	10.38	11.02	11.42
	8H	10.75	11.40	11.17	11.79	12.20	10.76	11.41	11.18	11.80	12.21
	12H	11.78	12.39	12.20	12.79	13.21	11.77	12.38	12.19	12.78	13.20
4H	2H	6.83	7.58	7.23	7.93	8.30	7.01	7.76	7.41	8.11	8.48
	3H	8.24	8.87	8.66	9.26	9.68	8.33	8.96	8.75	9.35	9.77
	4H	9.44	9.98	9.88	10.40	10.85	9.50	10.05	9.94	10.47	10.92
	6H	11.01	11.49	11.49	11.95	12.40	11.01	11.49	11.49	11.95	12.40
	8H	12.03	12.47	12.52	12.93	13.41	12.02	12.46	12.50	12.92	13.40
	12H	13.26	13.66	13.75	14.12	14.64	13.23	13.64	13.72	14.09	14.61
8H	4H	9.89	10.33	10.38	10.79	11.27	9.95	10.39	10.43	10.85	11.32
	6H	11.80	12.16	12.31	12.64	13.15	11.80	12.16	12.30	12.64	13.15
	8H	13.09	13.39	13.63	13.91	14.41	13.07	13.37	13.61	13.89	14.39
	12H	14.57	14.79	15.11	15.31	15.84	14.54	14.77	15.09	15.29	15.81
12H	4H	10.04	10.45	10.54	10.91	11.43	10.10	10.50	10.59	10.96	11.48
	6H	12.13	12.43	12.66	12.95	13.45	12.13	12.43	12.66	12.95	13.45
	8H	13.51	13.74	14.05	14.25	14.78	13.49	13.72	14.04	14.23	14.76
Variation with the observer position at spacings:											
S = 1.0H		1.5/-1.2					1.5/-1.2				
S = 1.5H		1.7/-1.3					1.7/-1.3				
S = 2.0H		1.9/-1.3					1.9/-1.3				
Standard tables:		BKBF					BKBF				
Uncorrected UGR		-3.8					-3.8				

依据CIE Publ. 117 计算 UGR, S/H = 0.25