



lumini Solucoes em Iluminacao LTDA  
www.lumini.com.br  
Email:laboratorio@lumini.com.br  
Tel:+55 11 3437-5555 Fax:+55 11 3437-5555  
Address:Rua Ferreira Viana, 716 - Socorro - São Paulo/SP

---

## lumini

---

LumCAT:

Luminaire: no frame concentra flex 17 serie 3 e fc

LampCAT: modulo led 6W 30K irc 90

Ballast type: led driver 700mA

Report No:

Voltage(V): 220.0000

Test No:

Current(A): 0.0360

Number of Lamps: 1

Power (W): 7.4000

Lamp flux(lm): 715.0

PF: 0.9700

Length(mm): 150

Width(mm): 17

Phm Type: C

Height(mm): 0

---

## Photometric Results

---

Lumens(lm): 481.63, Efficiency(%): 67.36% , Luminous Efficacy(lm/W): 65.08

Central intensity(cd): 3418.017, Maximum intensity(cd): 3418.017

Angle of maximum intensity:  $C=0.0$   $\gamma=0.0$

Beam angle of C0 plane : 17.70

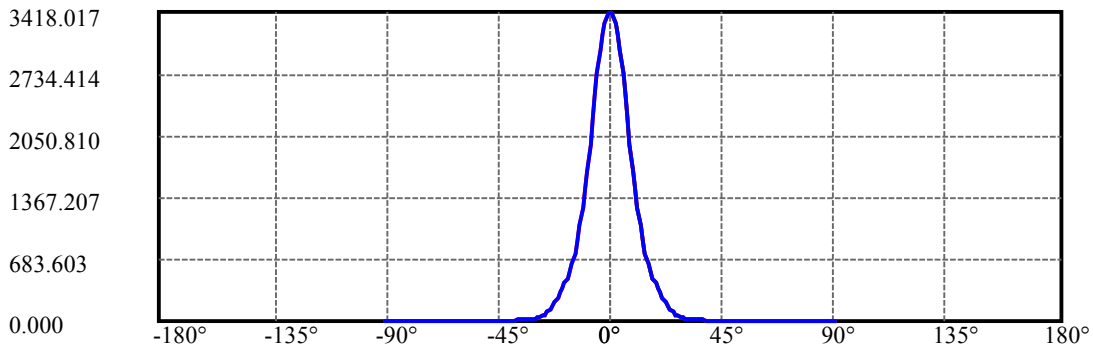
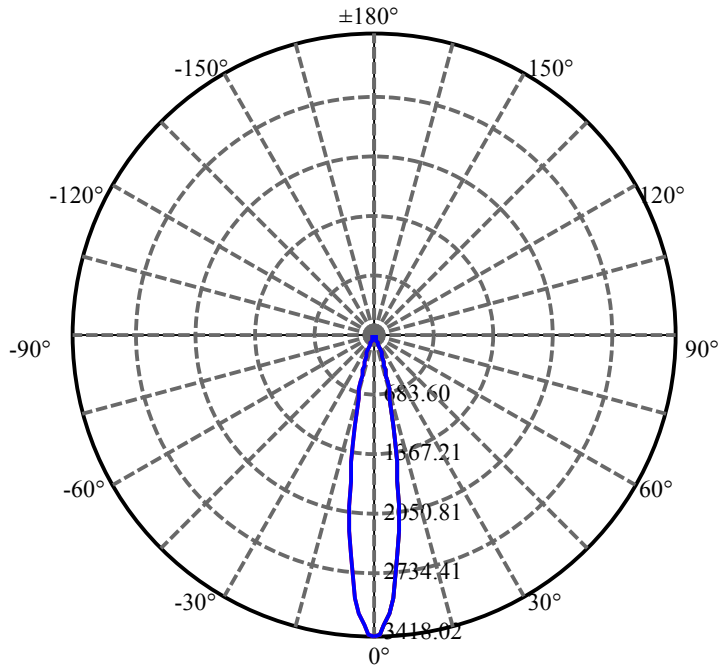
Aveage BeamAngle(IEC 61341):17.70

---

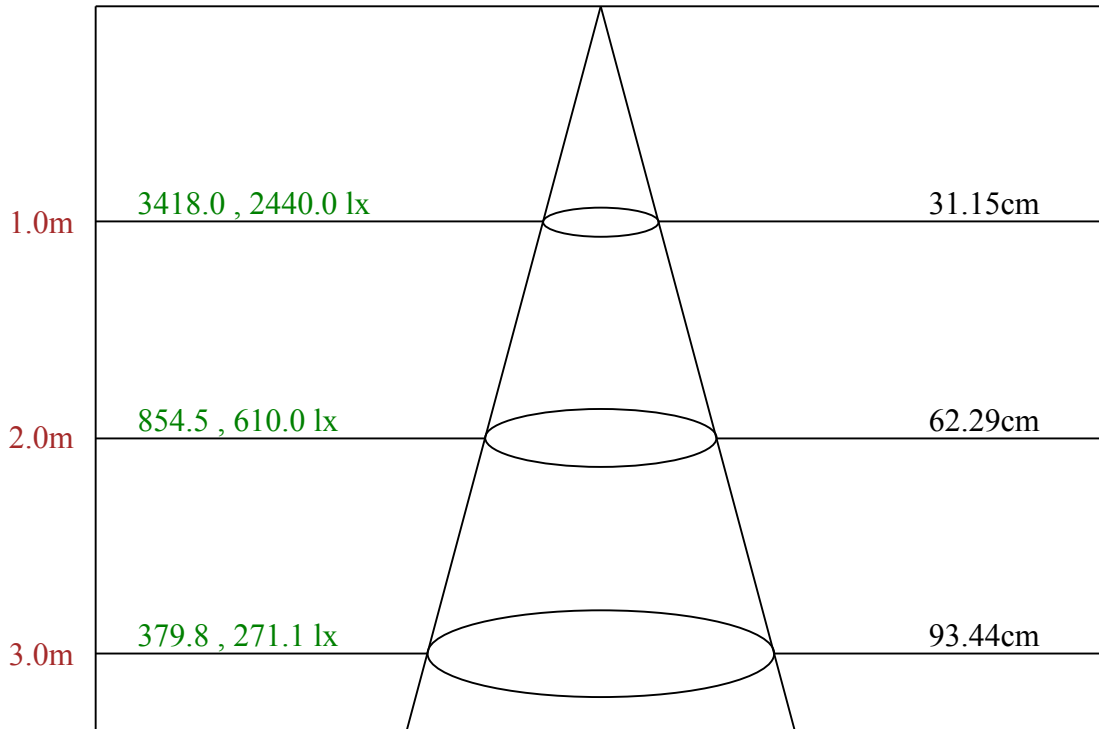
Equipment: equipamento lumini  
Temperature(°C): 25.5

Date: 8/5/2024  
Humidity(%): 55.0%

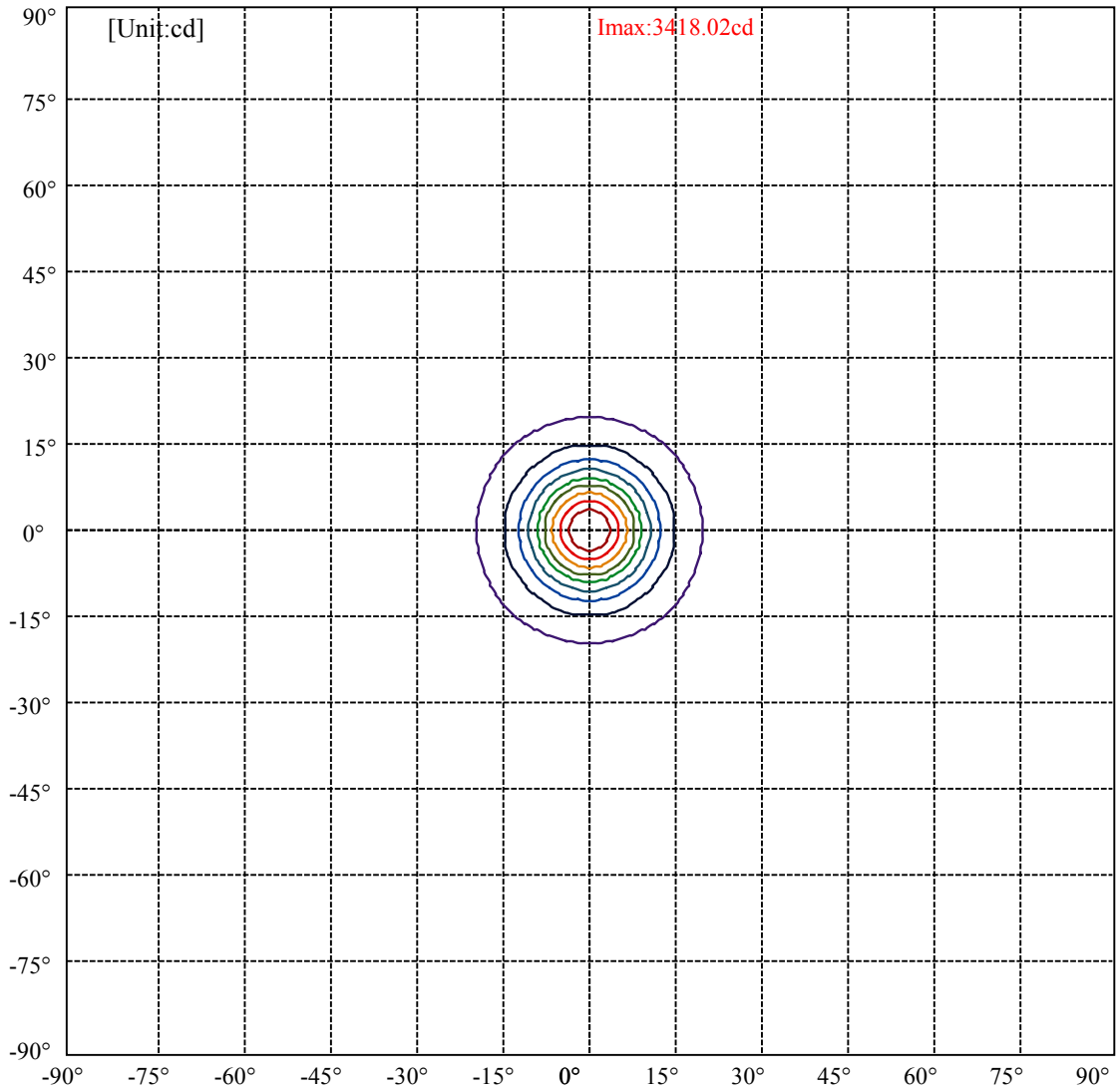
Operator: 01  
Distance(m): 6.90



C0(Max): —————  
C0/C180: —————  
C90/C270: —————



Max , Ave      Beam angle of C0 plane 17.70



(10%Imax) 341.802	—
(20%Imax) 683.603	—
(30%Imax) 1025.41	—
(40%Imax) 1367.21	—
(50%Imax) 1709.01	—
(60%Imax) 2050.81	—
(70%Imax) 2392.61	—
(80%Imax) 2734.41	—
(90%Imax) 3076.22	—

lumini

Luminance Limiting Curve(no luminous side)

Luminance Table

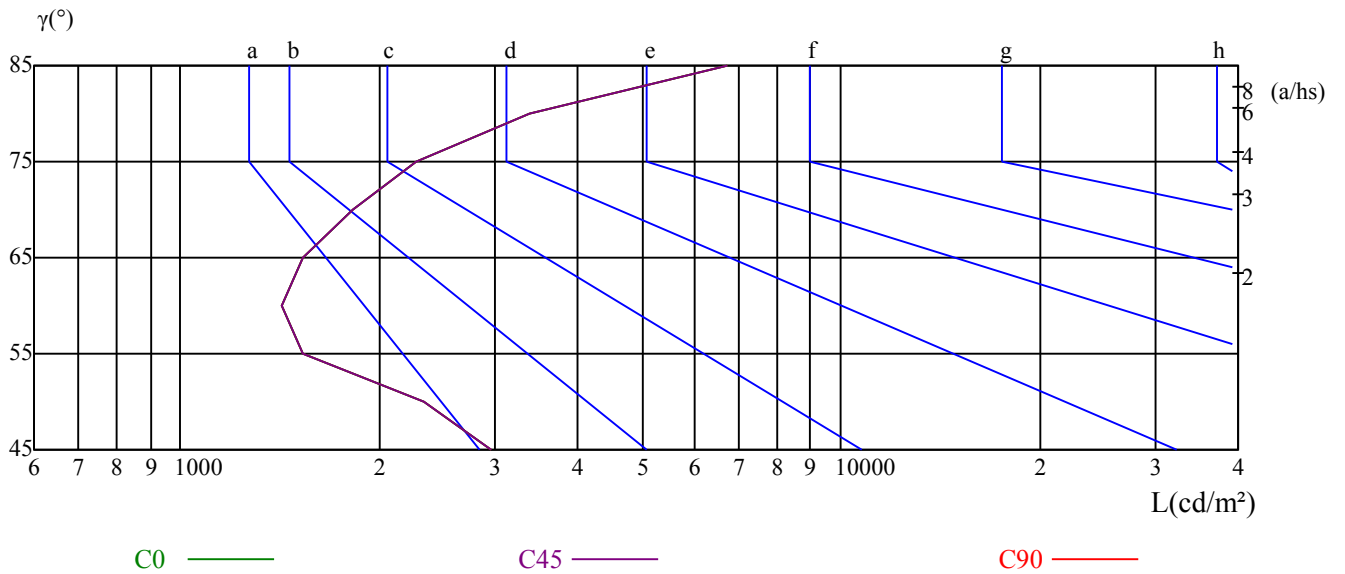
$\gamma$	45	50	55	60	65	70	75	80	85
C0	2957	2338	1530	1419	1535	1829	2272	3387	6748
C45	2957	2338	1530	1419	1535	1829	2272	3387	6748
C90	2957	2338	1530	1419	1535	1829	2272	3387	6748

L(Hor)(65)	L(Ver)(65)	L45(65)	L(Hor)(75)	L(Ver)(75)	L45(75)	L(Hor)(85)	L(Ver)(85)	L45(85)
1535	1535	1535	2272	2272	2272	6748	6748	6748

Glare Table

Glare	Quality	Service Values Illuminance(lx)							
1.15	A	2000	1000	500	<=300				
1.5	B		2000	1000	500	<=300			
1.85	C			2000	1000	500	<=300		
2.2	D				2000	1000	500	<=300	
2.55	E					2000	1000	500	<=300
		a	b	c	d	e	f	g	h

Luminance Limiting Curve



Illumination assessment according UGR											
Rf of Ceiling	70	70	50	50	30	70	70	50	50	30	
Rf of Wall	50	30	50	30	30	50	30	50	30	30	
Rf of Floor	20	20	20	20	20	20	20	20	20	20	
Room dimensions		Viewed crosswise					Viewed endwise				
X	Y										
2H	2H	4.89	5.81	5.26	6.12	6.43	5.19	6.10	5.55	6.41	6.73
	3H	6.02	6.83	6.41	7.17	7.52	6.22	7.03	6.61	7.37	7.72
	4H	6.93	7.68	7.33	8.03	8.40	7.07	7.82	7.47	8.17	8.54
	6H	8.25	8.93	8.67	9.31	9.71	8.32	9.01	8.74	9.39	9.79
	8H	9.06	9.71	9.48	10.10	10.50	9.15	9.80	9.57	10.19	10.59
	12H	10.09	10.70	10.51	11.10	11.52	10.13	10.75	10.56	11.14	11.56
4H	2H	5.08	5.83	5.48	6.18	6.55	5.33	6.08	5.73	6.44	6.81
	3H	6.56	7.19	6.98	7.58	8.00	6.70	7.33	7.13	7.73	8.15
	4H	7.78	8.33	8.22	8.75	9.20	7.88	8.42	8.32	8.85	9.30
	6H	9.38	9.86	9.85	10.31	10.77	9.42	9.90	9.89	10.35	10.80
	8H	10.37	10.81	10.85	11.27	11.75	10.43	10.87	10.92	11.33	11.81
	12H	11.59	12.00	12.09	12.46	12.98	11.61	12.02	12.11	12.48	13.00
8H	4H	8.27	8.71	8.76	9.17	9.65	8.35	8.79	8.83	9.25	9.73
	6H	10.20	10.56	10.71	11.04	11.55	10.23	10.59	10.73	11.07	11.58
	8H	11.45	11.75	11.98	12.27	12.77	11.49	11.80	12.03	12.32	12.82
	12H	12.93	13.15	13.47	13.67	14.20	12.93	13.16	13.48	13.68	14.20
12H	4H	8.43	8.84	8.92	9.29	9.81	8.50	8.91	8.99	9.36	9.89
	6H	10.53	10.83	11.07	11.35	11.85	10.56	10.86	11.09	11.38	11.88
	8H	11.87	12.09	12.41	12.61	13.14	11.91	12.14	12.45	12.65	13.18
Variation with the observer position at spacings:											
S = 1.0H		1.4/-1.2					1.4/-1.2				
S = 1.5H		1.6/-1.3					1.6/-1.3				
S = 2.0H		1.8/-1.2					1.8/-1.2				
Standard tables:		BKBF					BKBF				
Uncorrected UGR		-5.5					-5.5				

依据CIE Publ. 117 计算 UGR, S/H = 0.25