



lumini Solucoes em Iluminacao LTDA
www.lumini.com.br
Email:laboratorio@lumini.com.br
Tel:+55 11 3437-5555 Fax:+55 11 3437-5555
Address:Rua Ferreira Viana, 716 - Socorro - São Paulo/SP

lumini

LumCAT:

Luminaire: no frame concentra flex 8 serie 3 e fa

LampCAT: modulo led 6W 30K irc 90

Ballast type: led driver 700mA

Report No:

Voltage(V): 127.8900

Test No:

Current(A): 0.0620

Number of Lamps: 1

Power (W): 7.5340

Lamp flux(lm): 700.0

PF: 0.9520

Length(mm): 70

Width(mm): 17

Phm Type: C

Height(mm): 0

Photometric Results

Lumens(lm): 434.91, Efficiency(%): 62.13% , Luminous Efficacy(lm/W): 57.73

Central intensity(cd): 571.784, Maximum intensity(cd): 571.784

Angle of maximum intensity: $C=0.0$ $\gamma=0.0$

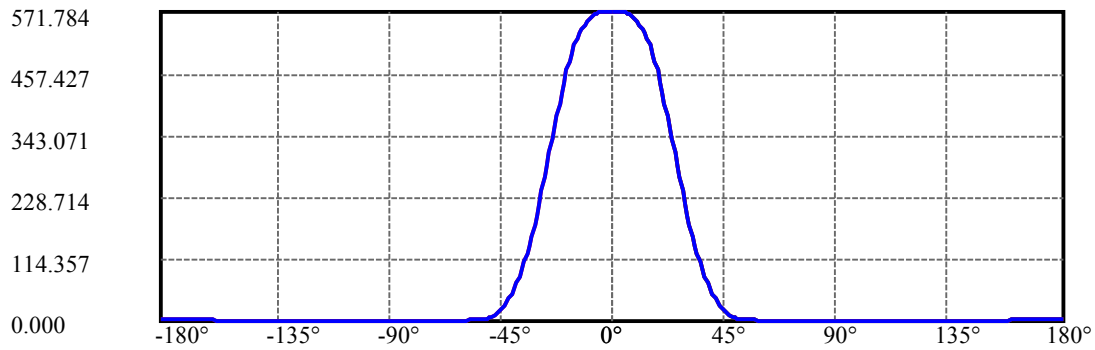
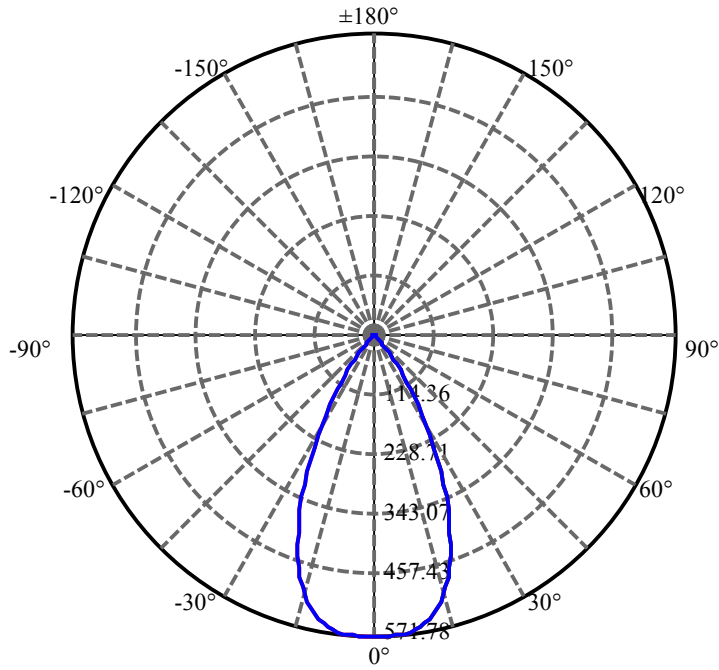
Beam angle of C0 plane : 52.21

Aveage BeamAngle(IEC 61341):52.21

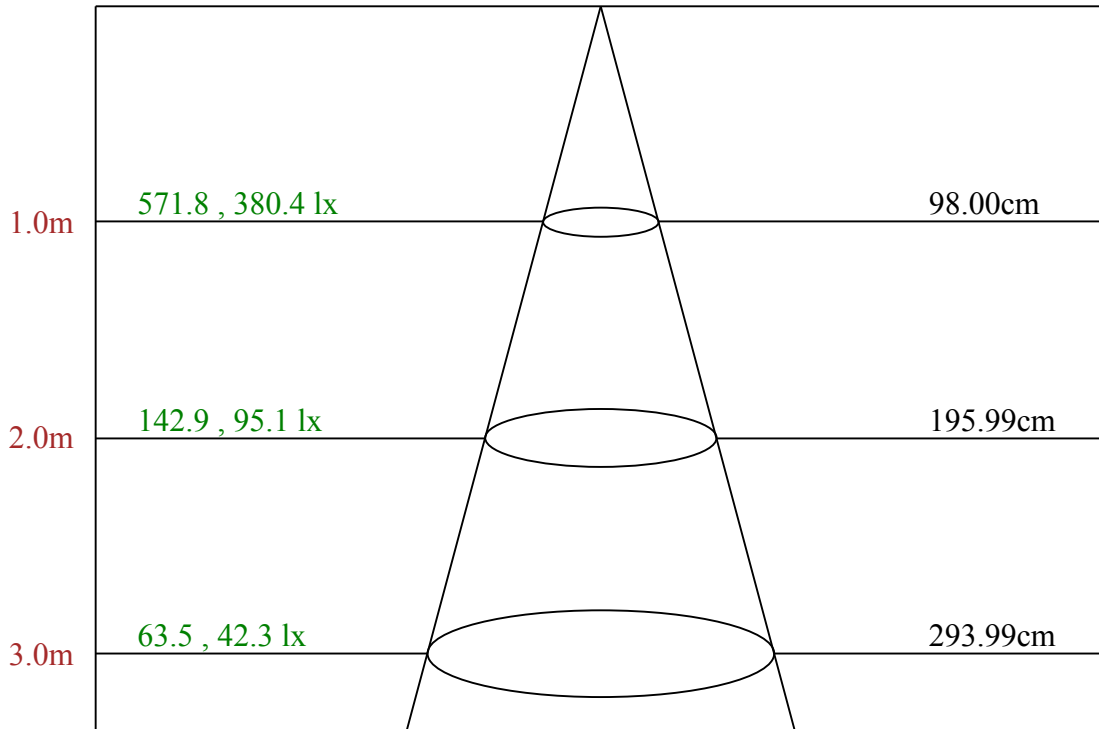
Equipment: equipamento lumini
Temperature(°C): 25.5

Date: 13/05/2025
Humidity(%): 60.0%

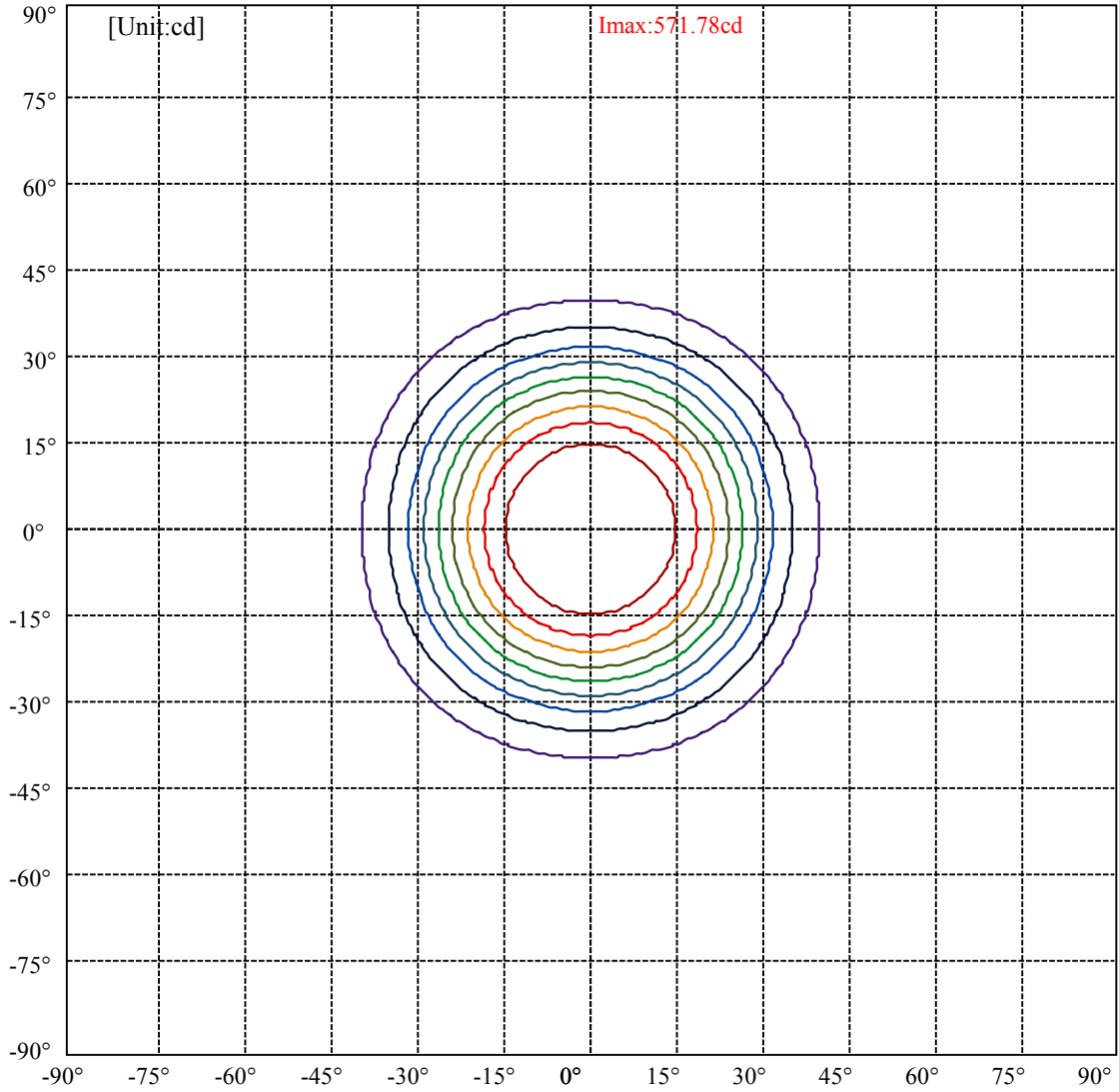
Operator: 01
Distance(m): 6.90



C0(Max): ———
C0/C180: ———
C90/C270: ———



Max , Ave Beam angle of C0 plane 52.21



(10%Imax) 57.1784	—
(20%Imax) 114.357	—
(30%Imax) 171.535	—
(40%Imax) 228.714	—
(50%Imax) 285.892	—
(60%Imax) 343.071	—
(70%Imax) 400.249	—
(80%Imax) 457.427	—
(90%Imax) 514.606	—

lumini

Luminance Limiting Curve(no luminous side)

Luminance Table

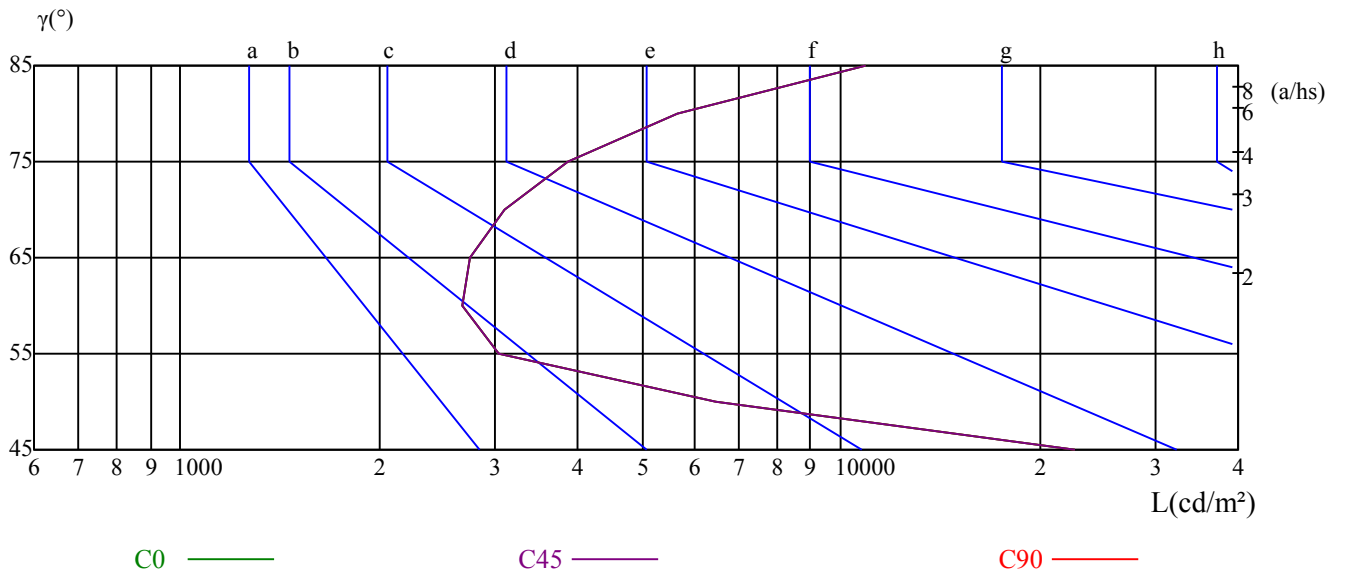
γ	45	50	55	60	65	70	75	80	85
C0	22660	6481	3043	2681	2745	3100	3865	5645	10902
C45	22660	6481	3043	2681	2745	3100	3865	5645	10902
C90	22660	6481	3043	2681	2745	3100	3865	5645	10902

L(Hor)(65)	L(Ver)(65)	L45(65)	L(Hor)(75)	L(Ver)(75)	L45(75)	L(Hor)(85)	L(Ver)(85)	L45(85)
2745	2745	2745	3865	3865	3865	10902	10902	10902

Glare Table

Glare	Quality	Service Values Illuminance(lx)							
1.15	A	2000	1000	500	<=300				
1.5	B		2000	1000	500	<=300			
1.85	C			2000	1000	500	<=300		
2.2	D				2000	1000	500	<=300	
2.55	E					2000	1000	500	<=300
		a	b	c	d	e	f	g	h

Luminance Limiting Curve



Illumination assessment according UGR											
Rf of Ceiling	70	70	50	50	30	70	70	50	50	30	
Rf of Wall	50	30	50	30	30	50	30	50	30	30	
Rf of Floor	20	20	20	20	20	20	20	20	20	20	
Room dimensions		Viewed crosswise					Viewed endwise				
X	Y										
2H	2H	22.39	23.32	22.79	23.67	24.03	21.94	22.87	22.34	23.22	23.59
	3H	22.19	23.02	22.61	23.39	23.79	21.75	22.57	22.17	22.95	23.35
	4H	22.10	22.86	22.53	23.26	23.67	21.66	22.42	22.09	22.82	23.23
	6H	22.04	22.73	22.49	23.15	23.60	21.60	22.30	22.05	22.72	23.16
	8H	21.98	22.65	22.44	23.08	23.53	21.55	22.22	22.01	22.64	23.10
	12H	21.96	22.59	22.42	23.02	23.48	21.53	22.16	21.99	22.59	23.06
4H	2H	22.07	22.83	22.51	23.23	23.64	21.63	22.39	22.06	22.78	23.20
	3H	21.84	22.48	22.30	22.91	23.38	21.40	22.04	21.86	22.48	22.94
	4H	21.79	22.34	22.26	22.80	23.30	21.35	21.91	21.83	22.37	22.86
	6H	21.70	22.19	22.21	22.68	23.17	21.27	21.76	21.78	22.25	22.74
	8H	21.69	22.14	22.21	22.63	23.15	21.26	21.72	21.78	22.21	22.73
	12H	21.71	22.13	22.24	22.62	23.18	21.30	21.72	21.83	22.21	22.77
8H	4H	21.60	22.05	22.12	22.54	23.06	21.17	21.62	21.69	22.11	22.63
	6H	21.52	21.89	22.06	22.41	22.96	21.10	21.47	21.64	21.98	22.54
	8H	21.59	21.90	22.15	22.45	22.99	21.17	21.48	21.74	22.04	22.58
	12H	21.67	21.90	22.24	22.45	23.02	21.27	21.51	21.85	22.06	22.62
12H	4H	21.55	21.97	22.07	22.45	23.02	21.12	21.54	21.64	22.02	22.59
	6H	21.52	21.83	22.09	22.39	22.93	21.10	21.41	21.67	21.97	22.51
	8H	21.56	21.80	22.14	22.35	22.92	21.16	21.39	21.73	21.94	22.51
Variation with the observer position at spacings:											
S = 1.0H	5.0/-10.5					5.0/-10.5					
S = 1.5H	7.6/-8.5					7.6/-8.5					
S = 2.0H	9.4/-7.2					9.4/-7.2					
Standard tables:	BK1					BK1					
Uncorrected UGR	0.8					0.8					

依据CIE Publ. 117 计算 UGR, S/H = 0.25