



lumini Solucoes em Iluminacao LTDA
www.lumini.com.br
Email:laboratorio@lumini.com.br
Tel:+55 11 3437-5555 Fax:+55 11 3437-5555
Address:Rua Ferreira Viana, 716 - Socorro - São Paulo/SP

lumini

LumCAT:

Luminaire: no frame concentra flex 8 serie 3 e fa

LampCAT: modulo led 6W 30K irc 90

Ballast type: led driver 700mA

Report No:

Voltage(V): 127.8400

Test No:

Current(A): 0.0620

Number of Lamps: 1

Power (W): 7.5480

Lamp flux(lm): 700.0

PF: 0.9510

Length(mm): 70

Width(mm): 17

Phm Type: C

Height(mm): 0

Photometric Results

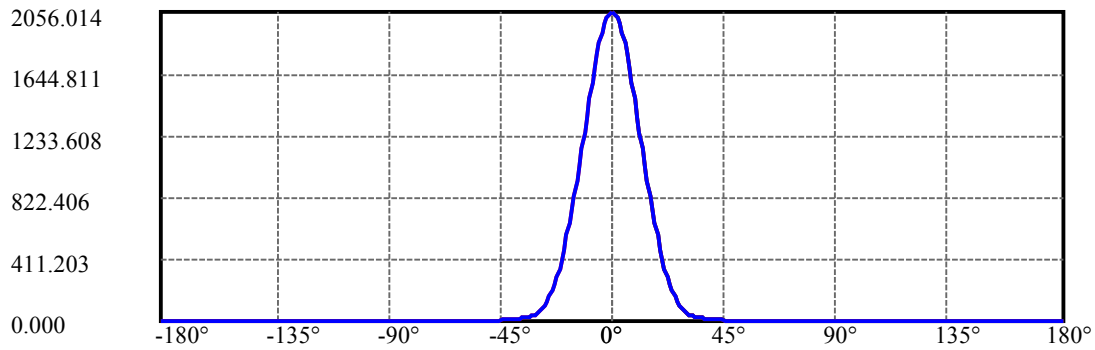
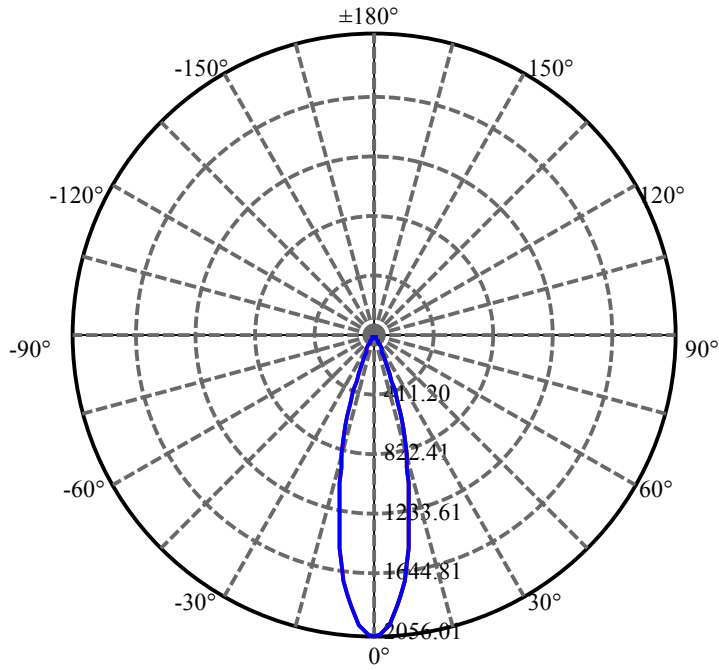
Lumens(lm): 507.17, Efficiency(%): 72.45% , Luminous Efficacy(lm/W): 67.19

Central intensity(cd): 2056.014, Maximum intensity(cd): 2056.014

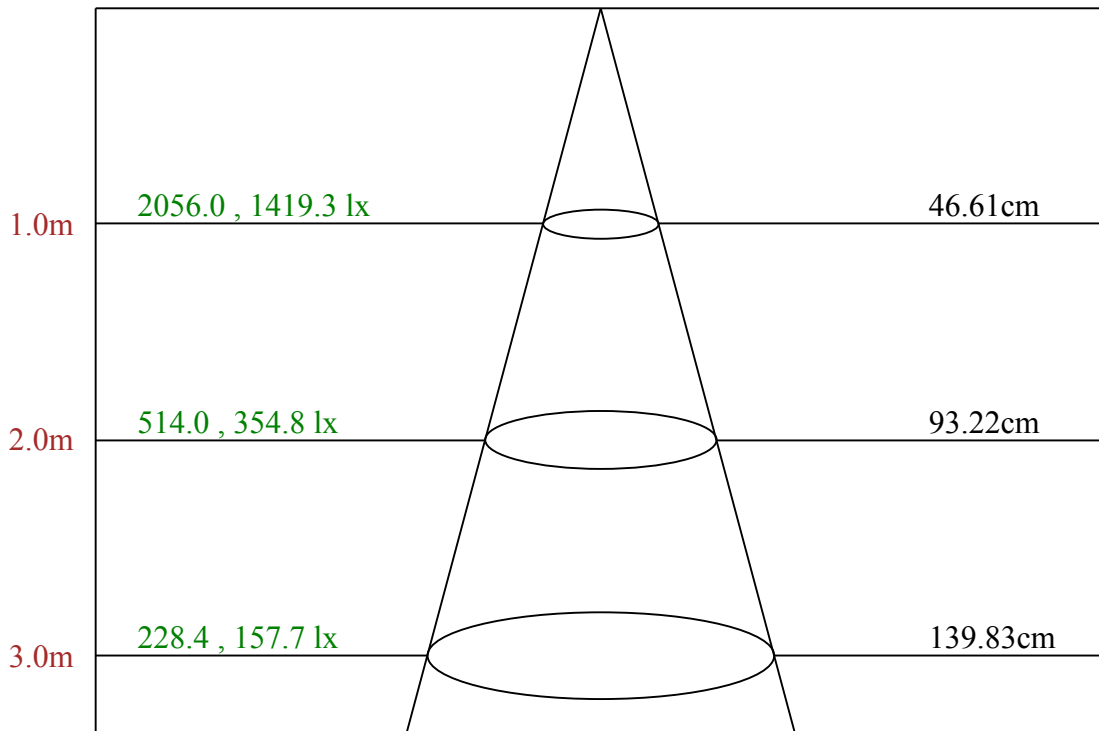
Angle of maximum intensity: $C=0.0$ $\gamma=0.0$

Beam angle of C0 plane : 26.24

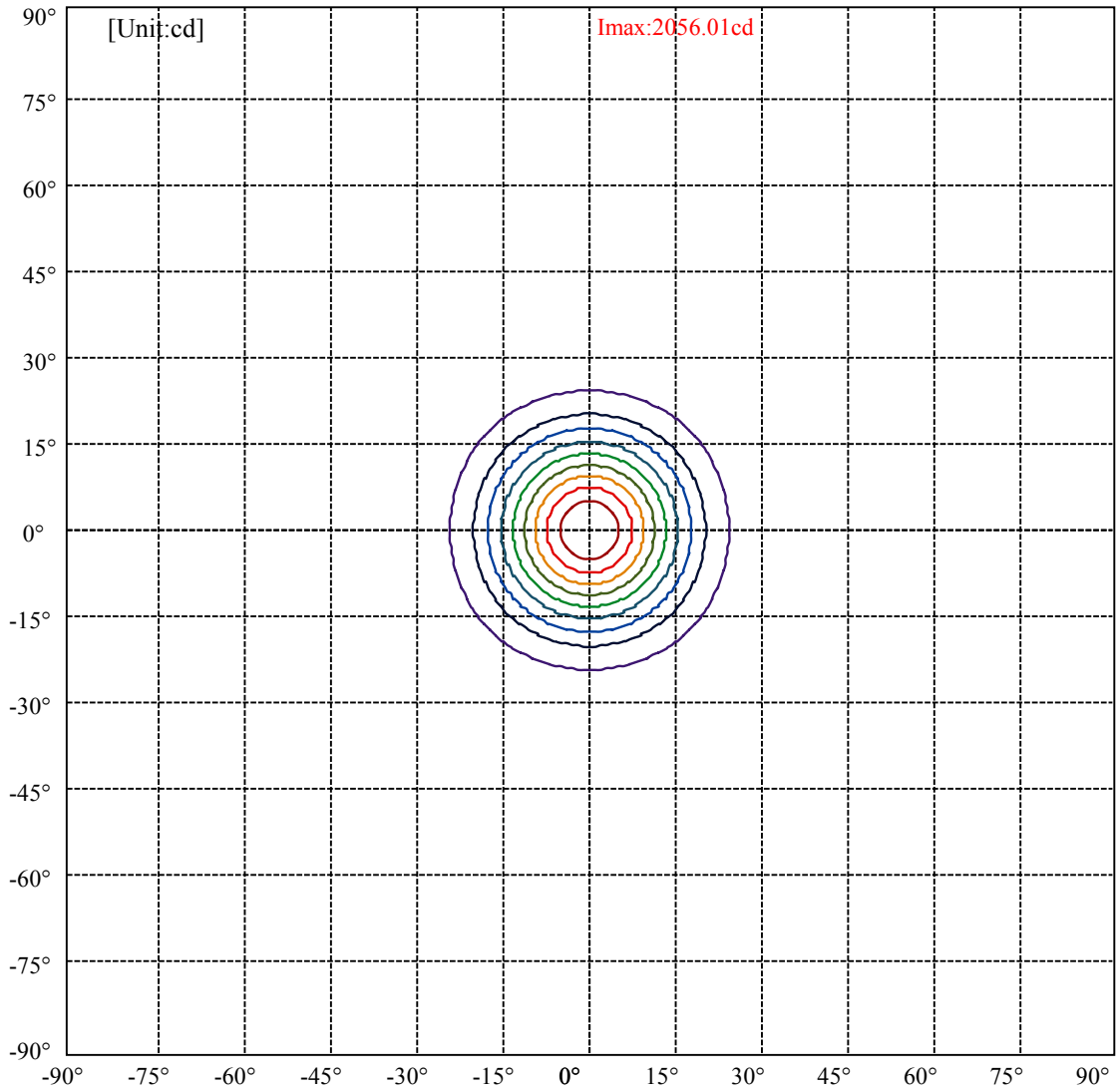
Aveage BeamAngle(IEC 61341):26.24



C0(Max): —
C0/C180: —
C90/C270: —



Max , Ave Beam angle of C0 plane 26.24



(10%I _{max}) 205.601	—
(20%I _{max}) 411.203	—
(30%I _{max}) 616.804	—
(40%I _{max}) 822.406	—
(50%I _{max}) 1028.01	—
(60%I _{max}) 1233.61	—
(70%I _{max}) 1439.21	—
(80%I _{max}) 1644.81	—
(90%I _{max}) 1850.41	—

lumini

Luminance Limiting Curve(no luminous side)

Luminance Table

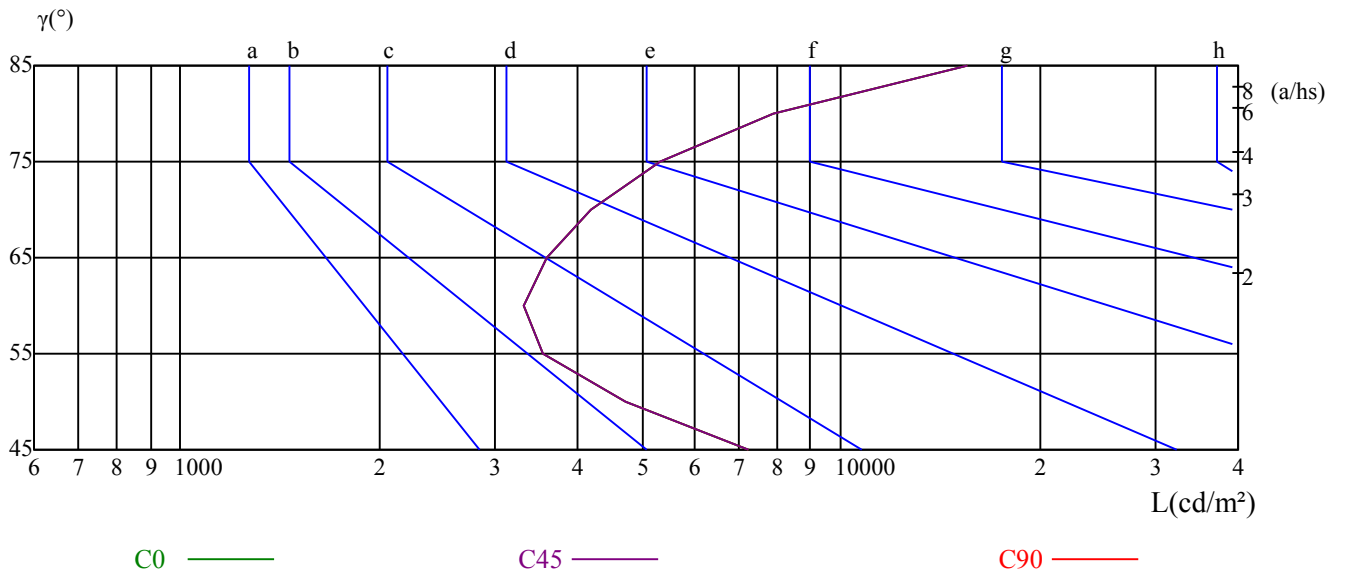
γ	45	50	55	60	65	70	75	80	85
C0	7264	4707	3540	3311	3586	4182	5333	7891	15550
C45	7264	4707	3540	3311	3586	4182	5333	7891	15550
C90	7264	4707	3540	3311	3586	4182	5333	7891	15550

L(Hor)(65)	L(Ver)(65)	L45(65)	L(Hor)(75)	L(Ver)(75)	L45(75)	L(Hor)(85)	L(Ver)(85)	L45(85)
3586	3586	3586	5333	5333	5333	15550	15550	15550

Glare Table

Glare	Quality	Service Values Illuminance(lx)							
1.15	A	2000	1000	500	<=300				
1.5	B		2000	1000	500	<=300			
1.85	C			2000	1000	500	<=300		
2.2	D				2000	1000	500	<=300	
2.55	E					2000	1000	500	<=300
		a	b	c	d	e	f	g	h

Luminance Limiting Curve



Illumination assessment according UGR											
Rf of Ceiling	70	70	50	50	30	70	70	50	50	30	
Rf of Wall	50	30	50	30	30	50	30	50	30	30	
Rf of Floor	20	20	20	20	20	20	20	20	20	20	
Room dimensions		Viewed crosswise					Viewed endwise				
X	Y										
2H	2H	10.98	11.88	11.39	12.23	12.60	11.77	12.67	12.18	13.03	13.40
	3H	11.39	12.19	11.82	12.57	12.97	12.08	12.88	12.51	13.26	13.66
	4H	11.85	12.59	12.30	12.99	13.41	12.43	13.16	12.87	13.56	13.99
	6H	12.66	13.33	13.12	13.76	14.21	13.09	13.76	13.55	14.19	14.64
	8H	13.26	13.90	13.73	14.33	14.79	13.57	14.22	14.04	14.65	15.11
	12H	14.05	14.66	14.52	15.10	15.57	14.26	14.87	14.72	15.30	15.77
4H	2H	10.89	11.63	11.33	12.03	12.45	11.63	12.37	12.08	12.77	13.19
	3H	11.52	12.14	11.99	12.58	13.05	12.12	12.74	12.59	13.18	13.65
	4H	12.27	12.80	12.75	13.27	13.77	12.73	13.26	13.20	13.73	14.23
	6H	13.37	13.84	13.88	14.33	14.84	13.67	14.14	14.18	14.64	15.14
	8H	14.20	14.64	14.72	15.14	15.66	14.38	14.82	14.91	15.32	15.84
	12H	15.24	15.64	15.77	16.14	16.71	15.33	15.73	15.86	16.22	16.79
8H	4H	12.52	12.96	13.05	13.46	13.98	12.93	13.36	13.45	13.86	14.39
	6H	13.94	14.30	14.49	14.82	15.38	14.18	14.54	14.72	15.05	15.62
	8H	15.05	15.35	15.63	15.91	16.46	15.17	15.46	15.74	16.02	16.57
	12H	16.37	16.60	16.95	17.15	17.72	16.39	16.62	16.97	17.17	17.75
12H	4H	12.61	13.02	13.14	13.51	14.08	13.00	13.41	13.53	13.90	14.47
	6H	14.20	14.50	14.77	15.06	15.60	14.42	14.72	14.99	15.28	15.82
	8H	15.39	15.61	15.97	16.17	16.74	15.49	15.71	16.07	16.27	16.84
Variation with the observer position at spacings:											
S = 1.0H	2.6/-1.8					2.6/-1.8					
S = 1.5H	3.1/-1.6					3.1/-1.6					
S = 2.0H	3.5/-1.5					3.5/-1.5					
Standard tables:	BKBF					BKBF					
Uncorrected UGR	-1.7					-1.7					

依据CIE Publ. 117 计算 UGR, S/H = 0.25