



lumini Solucoes em Iluminacao LTDA  
www.lumini.com.br  
Email:laboratorio@lumini.com.br  
Tel:+55 11 3437-5555 Fax:+55 11 3437-5555  
Address:Rua Ferreira Viana, 716 - Socorro - São Paulo/SP

---

## lumini

---

LumCAT:

Luminaire: quadra

LampCAT: modulo led 21W 27K irc 90

Ballast type: led driver 700mA

Report No:

Voltage(V): 127.7200

Test No:

Current(A): 0.1930

Number of Lamps: 1

Power (W): 24.4740

Lamp flux(lm): 2820.0

PF: 0.9940

Length(mm): 340

Width(mm): 340

Phm Type: C

Height(mm): 0

---

## Photometric Results

---

Lumens(lm): 727.43, Efficiency(%): 25.80% , Luminous Efficacy(lm/W): 29.72

Central intensity(cd): 321.475, Maximum intensity(cd): 321.475

Angle of maximum intensity:  $C=0.0$   $\gamma=0.0$

Beam angle of C0 plane : 87.77

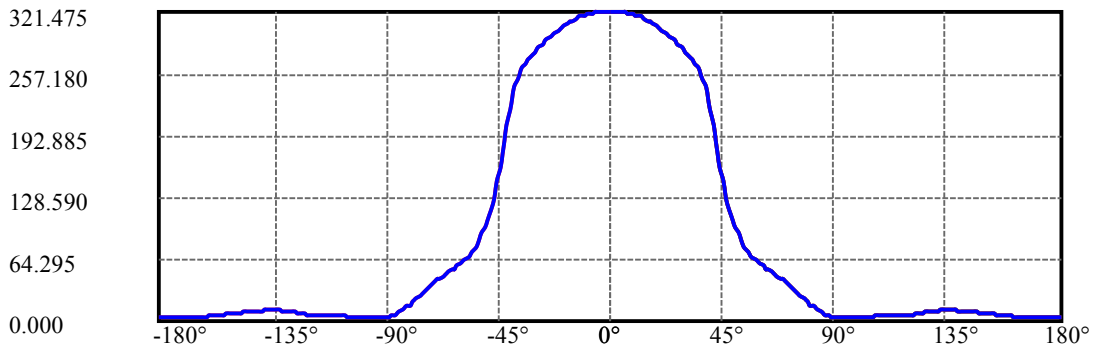
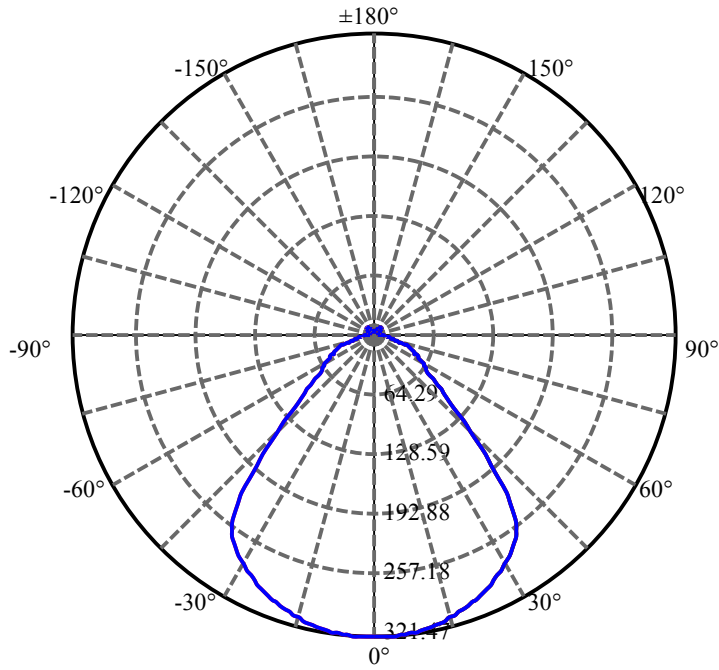
Aveage BeamAngle(IEC 61341):87.77

---

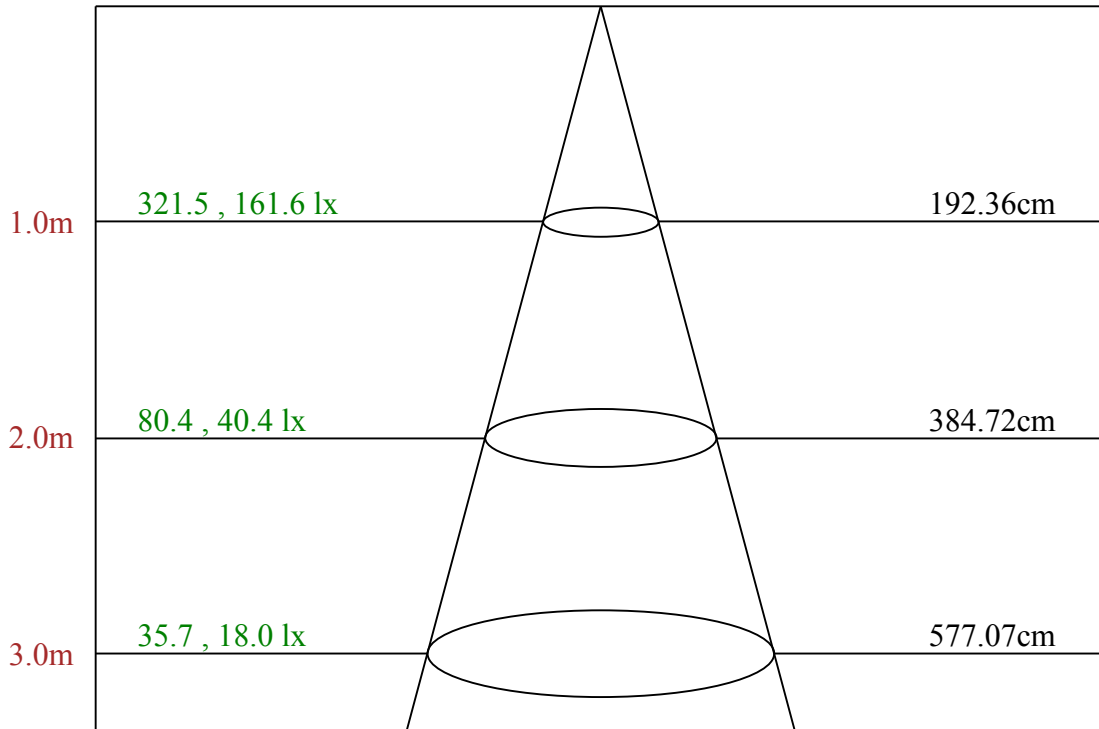
Equipment: equipamento lumini  
Temperature(°C): 25.5

Date: 27/02/2026  
Humidity(%): 55.0%

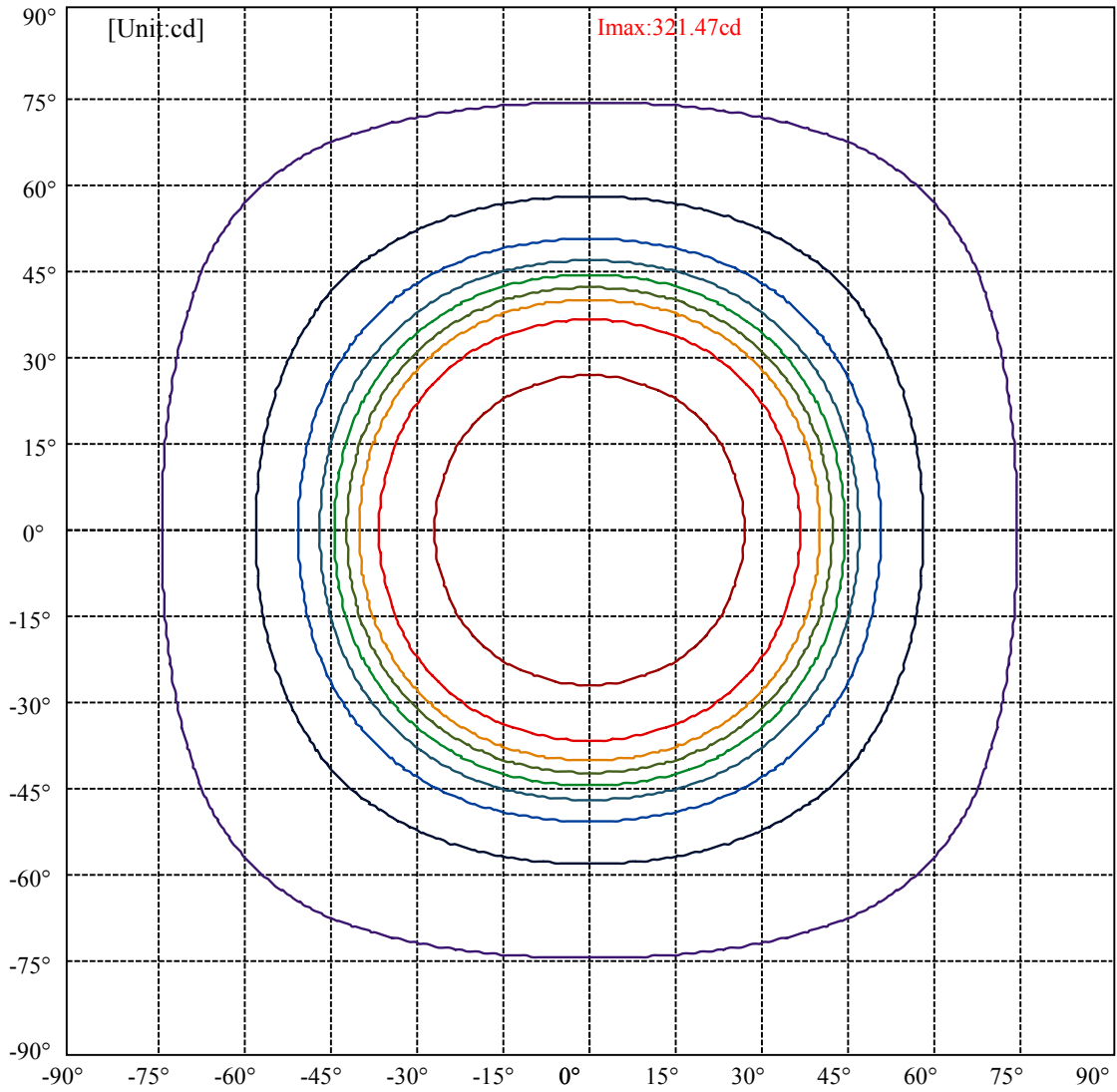
Operator: 01  
Distance(m): 6.90



C0(Max): —  
C0/C180: —  
C90/C270: —



Max , Ave      Beam angle of C0 plane 87.77



(10%Imax) 32.1475	—
(20%Imax) 64.2949	—
(30%Imax) 96.4424	—
(40%Imax) 128.59	—
(50%Imax) 160.737	—
(60%Imax) 192.885	—
(70%Imax) 225.032	—
(80%Imax) 257.18	—
(90%Imax) 289.327	—

Luminance Table

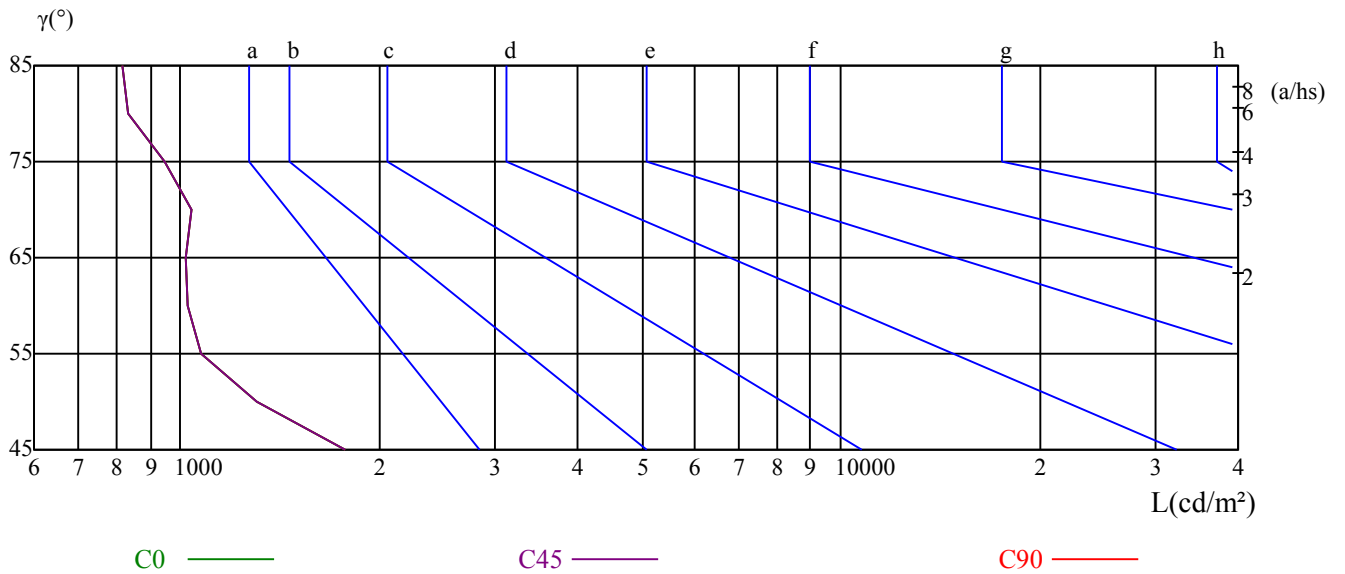
$\gamma$	45	50	55	60	65	70	75	80	85
C0	1780	1304	1071	1022	1020	1037	943	835	815
C45	1780	1304	1071	1022	1020	1037	943	835	815
C90	1780	1304	1071	1022	1020	1037	943	835	815

L(Hor)(65)	L(Ver)(65)	L45(65)	L(Hor)(75)	L(Ver)(75)	L45(75)	L(Hor)(85)	L(Ver)(85)	L45(85)
1020	1020	1020	943	943	943	815	815	815

Glare Table

Glare	Quality	Service Values Illuminance(lx)							
1.15	A	2000	1000	500	<=300				
1.5	B		2000	1000	500	<=300			
1.85	C			2000	1000	500	<=300		
2.2	D				2000	1000	500	<=300	
2.55	E					2000	1000	500	<=300
		a	b	c	d	e	f	g	h

Luminance Limiting Curve



Illumination assessment according UGR											
Rf of Ceiling	70	70	50	50	30	70	70	50	50	30	
Rf of Wall	50	30	50	30	30	50	30	50	30	30	
Rf of Floor	20	20	20	20	20	20	20	20	20	20	
Room dimensions		Viewed crosswise					Viewed endwise				
X	Y										
2H	2H	12.50	13.81	12.95	14.25	14.71	12.66	13.98	13.12	14.41	14.87
	3H	13.51	14.69	13.98	15.15	15.63	13.49	14.68	13.97	15.13	15.62
	4H	13.95	15.06	14.44	15.53	16.03	13.88	14.99	14.37	15.46	15.96
	6H	14.24	15.27	14.74	15.75	16.28	14.17	15.19	14.67	15.68	16.21
	8H	14.30	15.29	14.81	15.78	16.32	14.23	15.22	14.74	15.71	16.25
	12H	14.34	15.28	14.85	15.78	16.33	14.27	15.22	14.79	15.72	16.27
4H	2H	13.35	14.47	13.85	14.93	15.44	13.47	14.58	13.96	15.05	15.55
	3H	14.76	15.70	15.27	16.20	16.75	14.72	15.66	15.23	16.16	16.71
	4H	15.43	16.26	15.96	16.78	17.36	15.35	16.18	15.88	16.70	17.28
	6H	15.81	16.55	16.37	17.10	17.67	15.73	16.47	16.29	17.02	17.59
	8H	15.95	16.64	16.51	17.19	17.78	15.87	16.56	16.44	17.11	17.71
	12H	16.04	16.68	16.61	17.23	17.86	15.98	16.61	16.55	17.16	17.80
8H	4H	16.00	16.68	16.56	17.24	17.83	15.94	16.62	16.50	17.18	17.77
	6H	16.61	17.18	17.19	17.75	18.38	16.55	17.12	17.13	17.69	18.32
	8H	16.91	17.41	17.52	18.02	18.64	16.86	17.36	17.47	17.96	18.59
	12H	17.09	17.51	17.71	18.12	18.75	17.05	17.46	17.66	18.07	18.71
12H	4H	16.05	16.69	16.62	17.24	17.87	15.99	16.63	16.57	17.18	17.81
	6H	16.82	17.32	17.43	17.93	18.55	16.77	17.27	17.38	17.88	18.50
	8H	17.17	17.59	17.79	18.20	18.84	17.13	17.54	17.74	18.15	18.79
Variation with the observer position at spacings:											
S = 1.0H	0.6/-0.8					0.6/-0.8					
S = 1.5H	1.1/-1.0					1.1/-1.0					
S = 2.0H	1.6/-1.0					1.6/-1.0					
Standard tables:	BK3					BK3					
Uncorrected UGR	-2.6					-2.6					

依据CIE Publ. 117 计算 UGR, S/H = 0.25